GENERAL NOTES:

A. THIS DRAWING IS TO BE READ IN CONJUNCTION WITH ALL RELEVANT ARCHITECTURAL DRAWINGS, THE SPECIFICATION, AND ALL RELEVANT STANDARD DETAIL DRAWINGS.

B. THIS DRAWING IS TO BE READ IN CONJUNCTION WITH ALL RELEVANT CIVIL, STRUCTURAL, MECHANICAL AND ELECTRICAL DRAWINGS TOGETHER WITH THE SPECIFICATIONS AND SCHEDULES.

C. ALL DIMENSIONS IN MILLIMETRES. DO NOT SCALE FROM THIS DRAWING. USE FIGURED DIMENSIONS ONLY.

D. CONTRACTOR MUST VERIFY ALL DIMENSIONS ON SITE BEFORE SETTING OUT, COMMENCING WORK, OR PRODUCING ANY SHOP DRAWINGS.

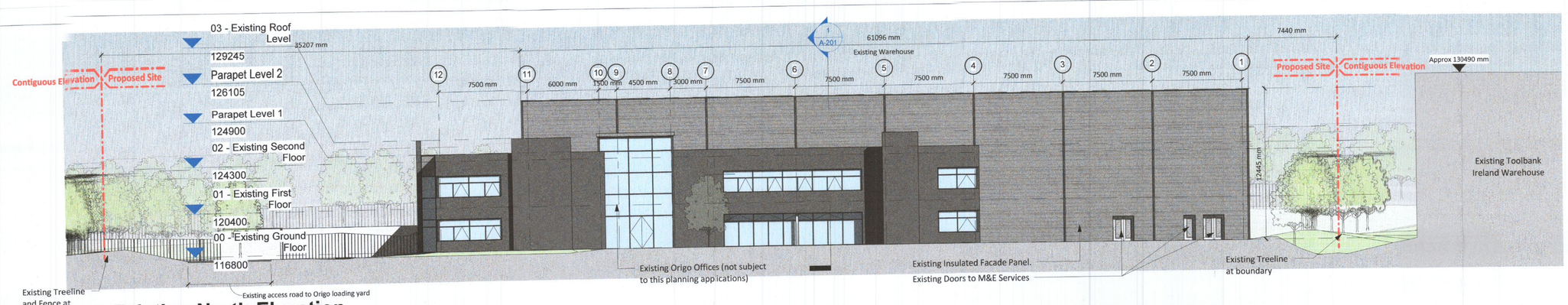

1 Existing North Elevation
1 : 200

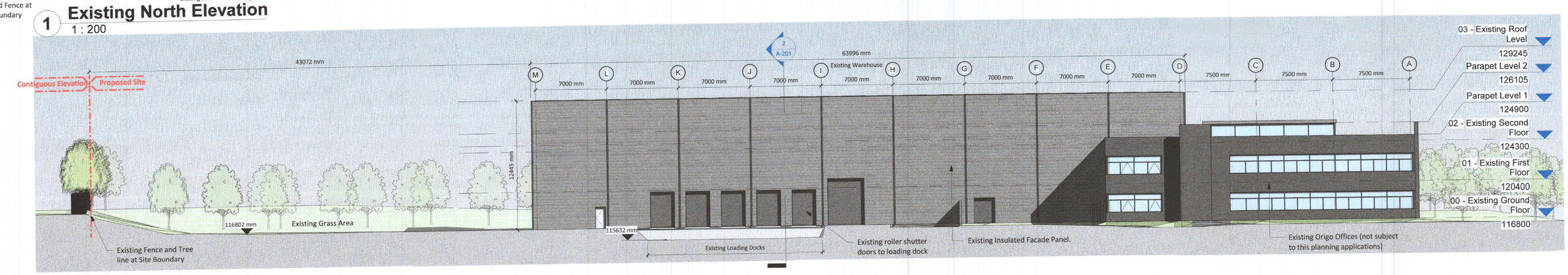

2 Existing East Elevation
1 : 200

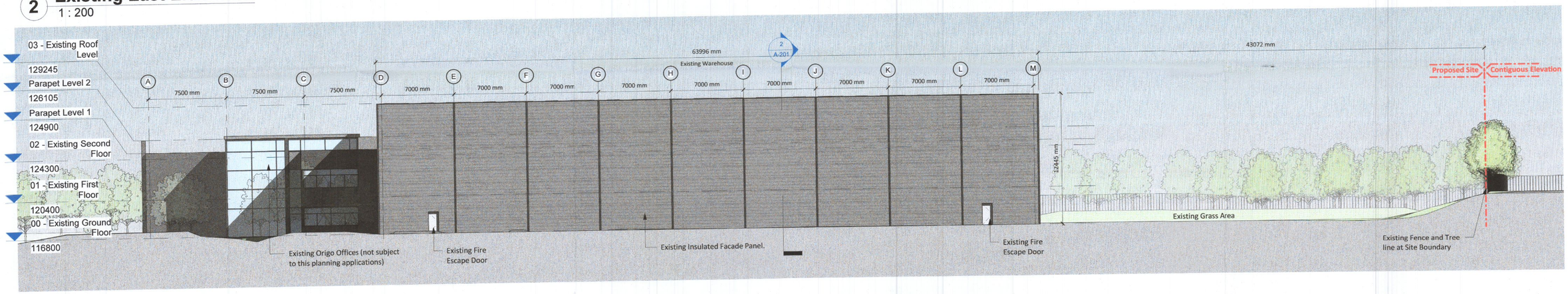

3 Existing West Elevation
1 : 200

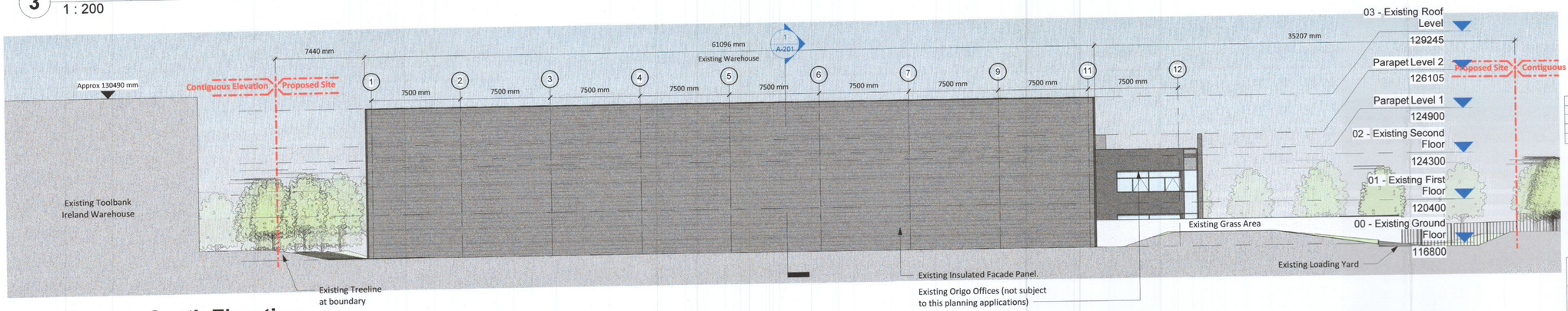

4 Existing South Elevation
1 : 200

Planning

Rev	Description	By	Ckd	Date

eml architects

20 Cruises Street
Limerick
V94 R6P9
Ireland
(061) 312249
limerick@eml.ie

37 Fitzwilliam Pl.
Dublin 2
D02 YT52
Ireland
(01) 6707677
dublin@eml.ie

www.eml.ie

Client: Origo Distribution Limited	Date: 02/08/2022
	Scale @ A1: 1 : 200
Job: 3561 - Origo Warehouse Extension	Drawn by: JW
	Checked by: TMC
Sheet Title: Existing Elevations	

Job No.	Stage	Drawing No.	Suitability	Rev
3561	S2	3561-EML-XX-XX-DR-A-301 Project - Originator - Zone - Level - Doc Type - Role - Number		