

NORTH EAST ELEVATION
SCALE 1:200

VANTAGE TOWERS

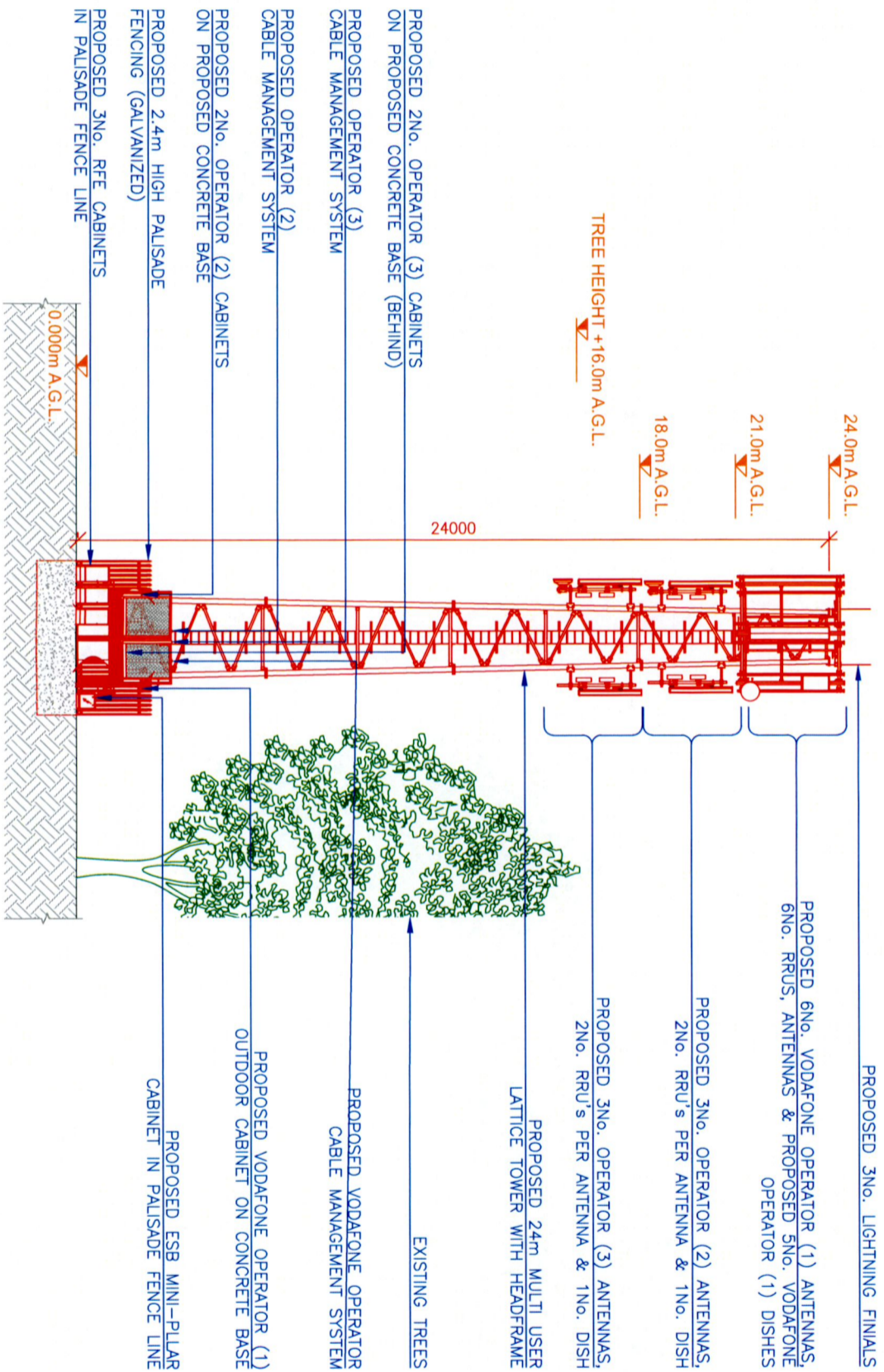
THE OWNERSHIP AND COPYRIGHT OF THIS DRAWING REMAINS WITH VANTAGE TOWERS AT ALL TIMES. THE DRAWING MAY NOT BE COPIED, DUPLICATED OR PASSED TO THIRD PARTIES WITHOUT THE WRITTEN PERMISSION OF VANTAGE TOWERS.

Notes		Revision	
1. Do not scale.		Rev.	Description
2. All dimensions are in mm otherwise specified.		A	PLANNING APPLICATION DRAWING
3. Assume all site details are existing unless otherwise specified.		B	COMPOUND SIZE AMENDED to 5m x 7m
		C	PLANNING APPLICATION DRAWING
		D	
		E	
		F	
		G	
		H	

Cabin/Cabinet Details		Purpose		Title	
Type: TBC	Colour: TBC	Site code: DN412	Survey date: 08/06/2022	North East Elevation	
Structure Details: LATTICE TOWER	Height: 24.0m	Scale: As Shown	Drawn: DM	Project: PROPOSED VANTAGE TOWERS SITE AT MAIN STREET, NEWCASTLE, CO. DUBLIN	
			Checked: JPN	Drawing No.: DN412 / 002 / 06	
			Date: 17/06/22	Revision: A	
			Date: 17/06/22		
			Date: 17/06/22		
			Date: 17/06/22		

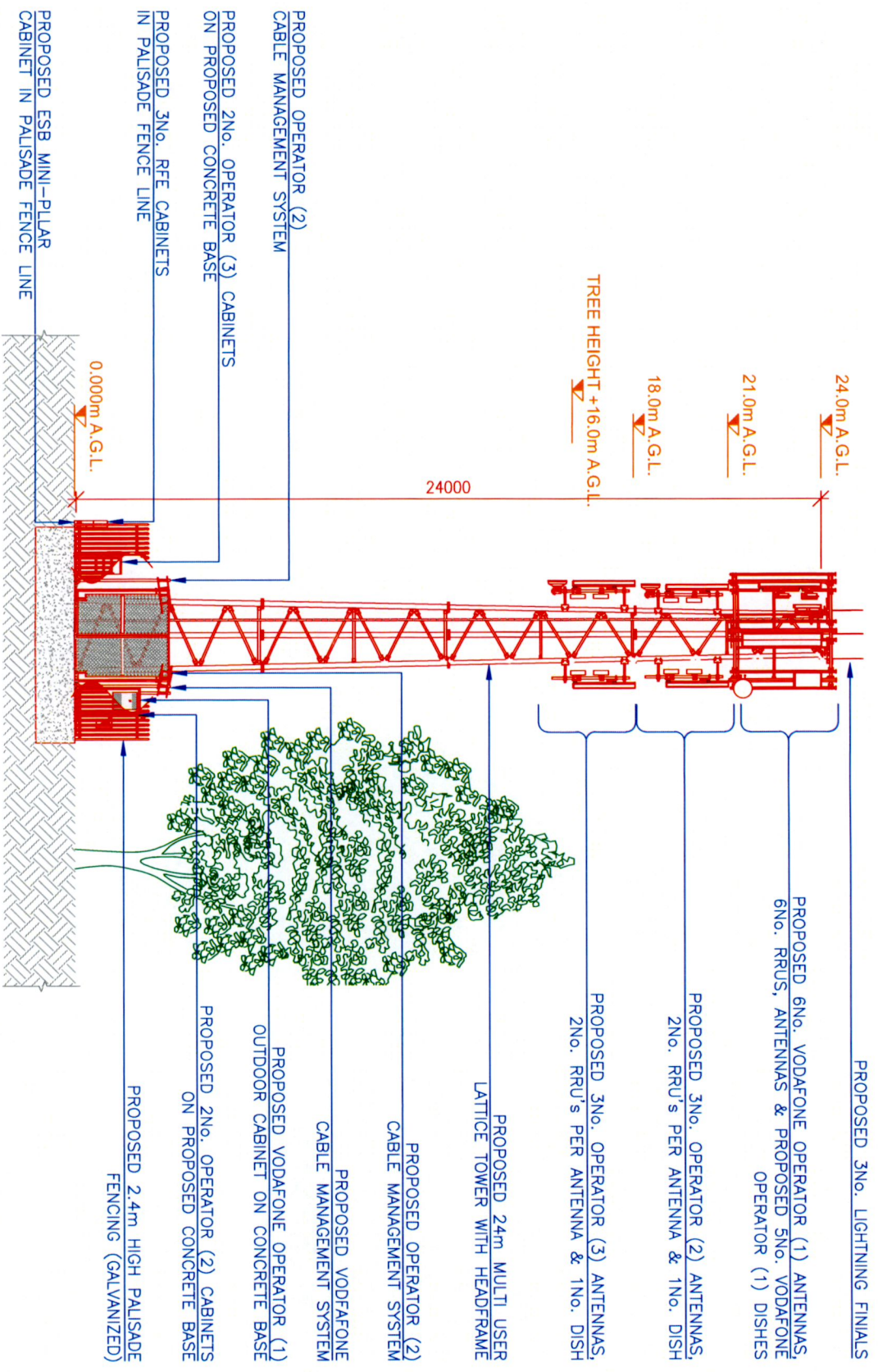
Site Code: DN412	Site Name: NEWCASTLE
------------------	----------------------

NOT FOR CONSTRUCTION



NORTH WEST ELEVATION
SCALE 1:200

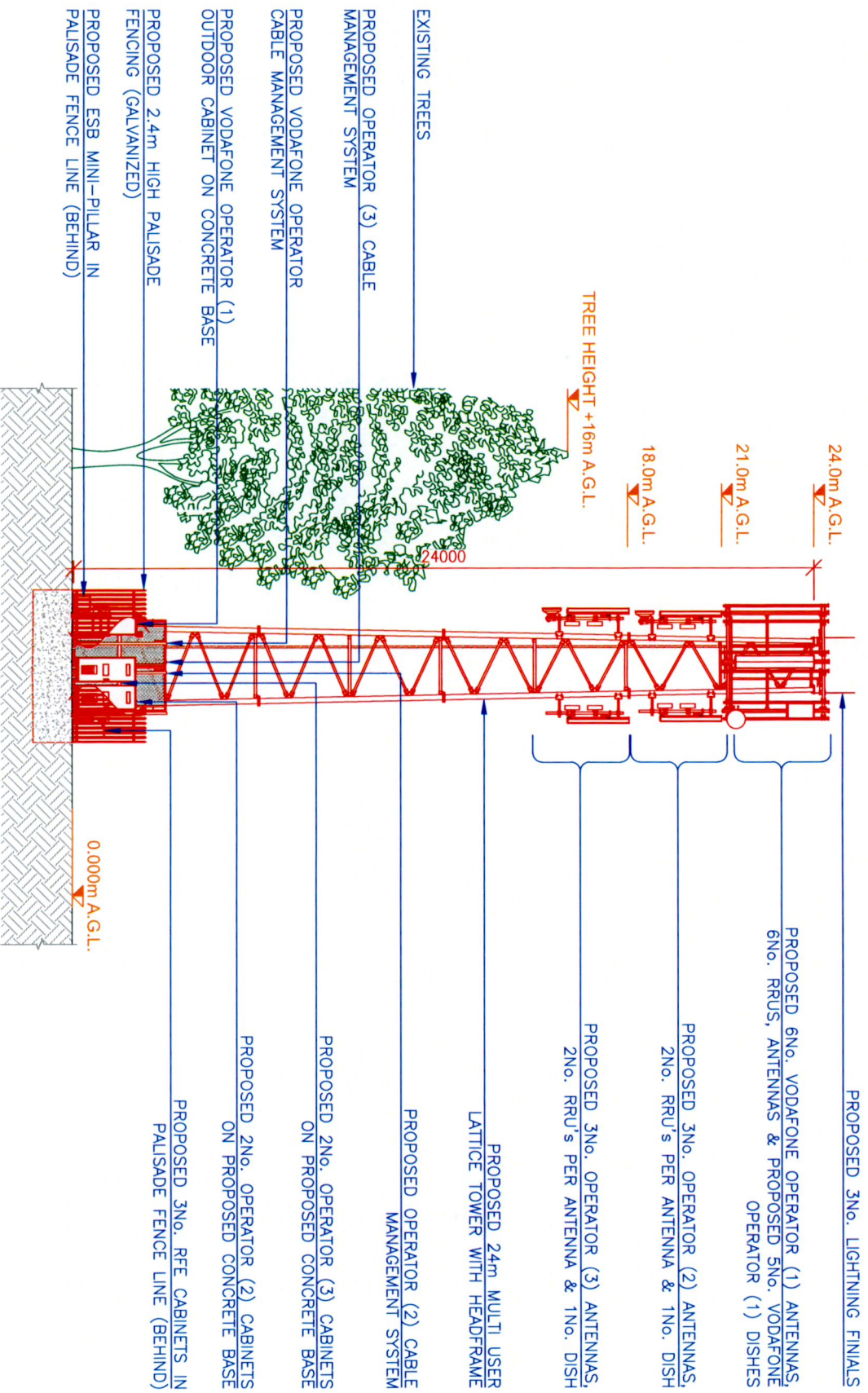
VANTAGE TOWERS		Notes: 1. Do not scale. 2. All dimensions are in mm otherwise specified. 3. Assume all site details existing unless otherwise specified.	
		Rev. Description By Date	H G F E D C B A
PLANNING APPLICATION DRAWING		Cabinet/Component Details Type: TBC Colour: TBC Structure Details Type: LATTICE TOWER Height: 24.0m	Purpose Site code: DN412 Survey date: 08/06/2022 Sheet Size: A3
Scale: As Shown		Drawn: DM Checked: JPN Approved: IB	Date: 17/06/22 Date: 17/06/22 Date: 17/06/22
Title: North West Elevation		Project: PROPOSED VANTAGE TOWERS SITE AT MAIN STREET, NEWCASTLE, CO. DUBLIN	
Drawing No.: DN412 / 002 / 07		NOT FOR CONSTRUCTION	
Revision: A		Drawing No.: DN412 / 002 / 07	



SOUTH WEST ELEVATION
SCALE 1:200

VANTAGE TOWERS		Notes:		H		Date/Content Details		Title	
		1. Do not scale. 2. All dimensions are in mm unless otherwise specified. 3. Assume all site details are existing unless otherwise specified.		G		Type: TBC		South West Elevation	
		Rev.		F		Colour: TBC		Project	
		A		E		Structure Details		PROPOSED VANTAGE TOWERS SITE AT	
		-		D		Type: LATTICE TOWER		MAIN STREET,	
				C		Height: 24.0m		NEWCASTLE,	
				B				Co. DUBLIN	
				A		COMPOUND SIZE AMENDED to 5m x 7m		Drawing No. DN412 / 002 / 08	
				-		PLANNING APPLICATION DRAWING		Revision	
								A	

THE OWNERSHIP AND COPYRIGHT OF THIS DRAWING REMAINS WITH VANTAGE TOWERS AT ALL TIMES. THE DRAWING MAY NOT BE COPIED, DUPLICATED OR PASSED TO THIRD PARTIES WITHOUT THE WRITTEN PERMISSION OF VANTAGE TOWERS.



SOUTH EAST ELEVATION
SCALE 1:200

VANTAGE
TOWERS

Notes:	1. Do not scale. 2. All dimensions are in mm otherwise specified. 3. Assume all site details of existing areas otherwise specified.		
Rev.	Description	By	Date
A	COMPOUND SIZE AMENDED to 5m x 7m	DM	18/07/22
B	PLANNING APPLICATION DRAWING	DM	17/06/22

Code/Colour	TBC	Type	TBC	Colour	TBC
Structure Details					
Type: LATTICE TOWER					
Height: 24.0m					

PLANNING APPLICATION DRAWING					
Site code	DN412	Survey date	08/06/2022	Sheet Size	A3
Scale	As Shown	Drawn	DM	Checked	JPN
Date	17/06/22	Date	17/06/22	Approved	IB
Title					
South East Elevation					
Project					
PROPOSED VANTAGE TOWERS SITE AT MAIN STREET, NEWCASTLE, CO. DUBLIN					
Drawing No.					
DN412 / 002 / 09					
Revision					
NOT FOR CONSTRUCTION					
A					

THE OWNERSHIP AND COPYRIGHT OF THIS DRAWING REMAINS WITH VANTAGE TOWERS AT ALL TIMES. THE DRAWING MAY NOT BE COPIED, DUPLICATED OR PASSED TO THIRD PARTIES WITHOUT THE WRITTEN PERMISSION OF VANTAGE TOWERS.