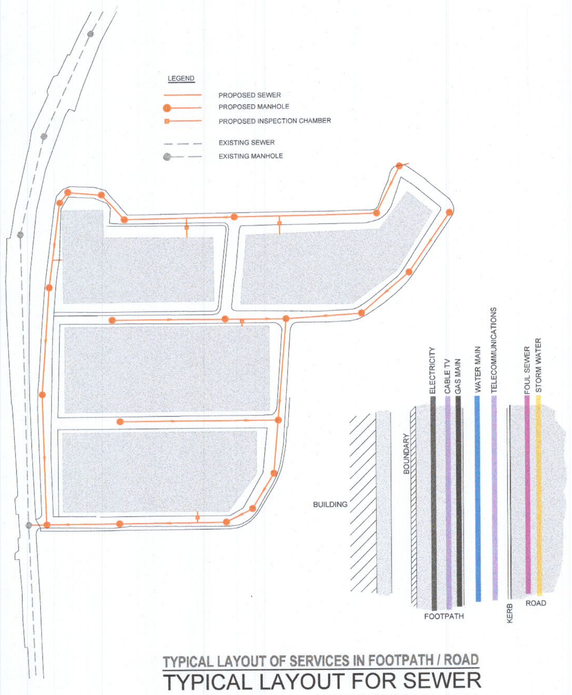

TYPICAL LAYOUT OF SERVICES IN FOOTPATH / ROAD

TYPICAL LAYOUT FOR SEWER WITHIN NEW DEVELOPMENTS
DRAWING No.
STD-WW-02

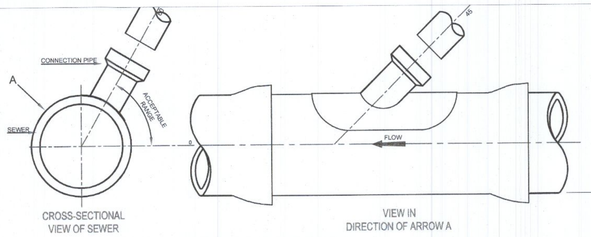

APPROVED 45° SADDLE CONNECTION

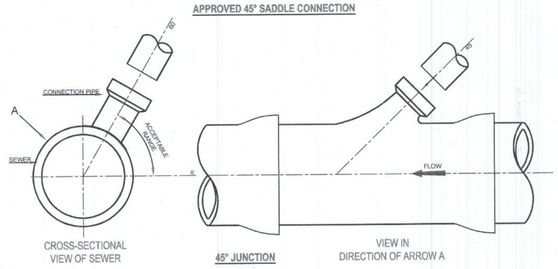

45° JUNCTION

TYPICAL SEWER / SERVICE PIPE CONNECTION
DRAWING No.
STD-WW-04

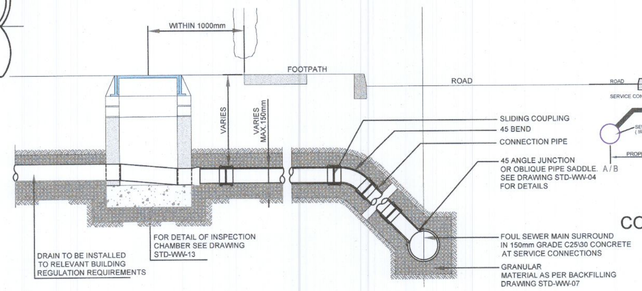

PIPE SIZE (mm)	GRADIENT
100	1 : 60
150 TO 225	1 : 150 MINIMUM

DRAIN AND SERVICE CONNECTION PIPEWORK

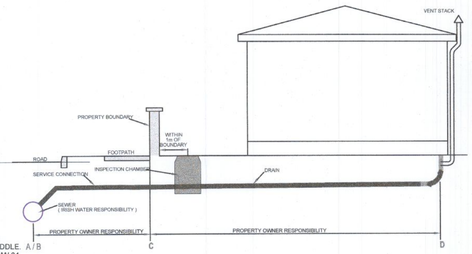

WASTEWATER SERVICE CONNECTION RESPONSIBILITY

	MAINTENANCE RESPONSIBILITY
(A) SEWER	IRISH WATER
(B/C) SERVICE CONNECTION (INCLUDING SADDLE)	PROPERTY OWNER
INSPECTION CHAMBER	PROPERTY OWNER
(C-D) DRAIN	PROPERTY OWNER
INTERNAL PLUMBING	PROPERTY OWNER

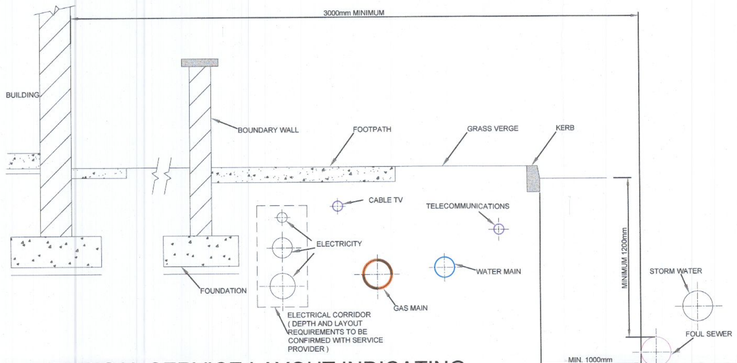

TYPICAL SERVICE LAYOUT INDICATING SEPARATION DISTANCES

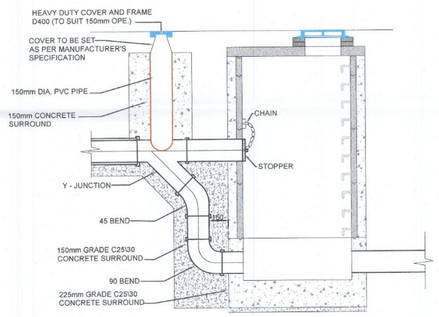

TYPE No. 1
150mm - 450mm DIA. (INCL.) DROP GREATER THAN 1700mm
500mm - 900mm DIA. (INCL.) DROP GREATER THAN 2300mm

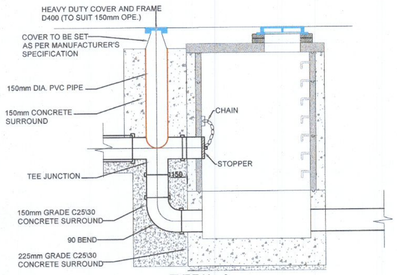

TYPE No. 2
150mm - 450mm DIA. (INCL.) DROP GREATER THAN 900 AND LESS THAN 1700mm
500mm - 900mm DIA. (INCL.) DROP GREATER THAN 1300mm AND LESS THAN 2300mm

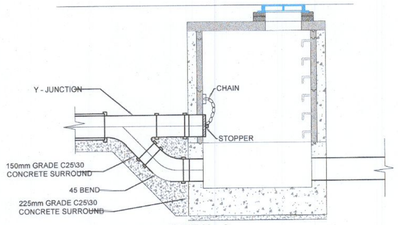

TYPE No. 3
150mm - 450mm DIA. (INCL.) DROP GREATER THAN 600mm AND LESS THAN 900m
500mm - 900mm DIA. (INCL.) DROP GREATER THAN 600mm AND LESS THAN 1300mm

BACKDROP MANHOLES

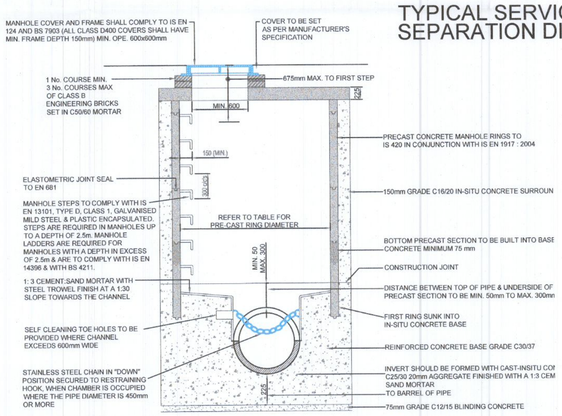

SECTION A-A

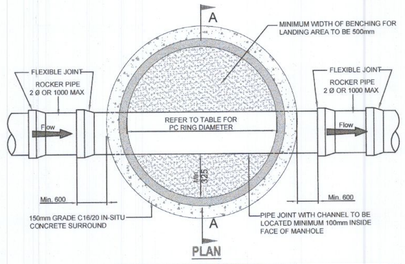

PLAN

MINIMUM MANHOLE DIAMETERS	
DIAMETER OF LARGEST PIPE IN MANHOLE (mm)	INTERNAL DIAMETER OF MANHOLE (mm)
LESS THAN 375	1200
375 TO 450	1350
500 TO 750	1500

PRE-CAST CONCRETE MANHOLE

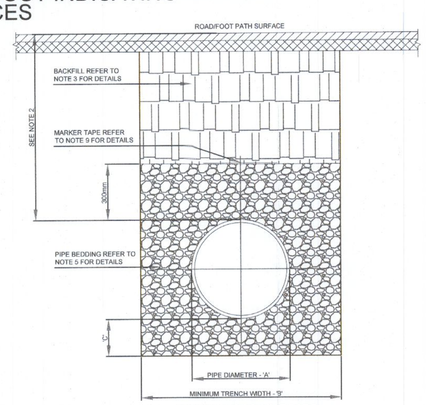

CROSS SECTION IN ROADS

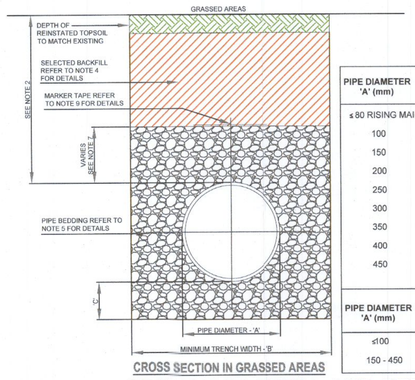

CROSS SECTION IN GRASSED AREAS

PIPE DIAMETER 'A' (mm)	TRENCH WIDTH 'B' (mm)
≤ 80 RISING MAIN	SEE NOTE 10.
100	500
150	600
200	600
250	750
300	750
350	750
400	900
450	900

PIPE DIAMETER 'A' (mm)	DEPTH OF BEDDING 'C' (mm)
≤100	100
150 - 450	200

TRENCH BACKFILL AND BEDDING

ALL DIMENSIONS TO BE CHECKED ON SITE
NO DIMENSIONS TO BE SCALED FROM THIS DRAWING
DRAWING IS TO BE READ IN CONJUNCTION WITH RELEVANT CONSULTANTS DRAWINGS

edgeconnex®

BCEI
BURR COMPUTER ENVIRONMENTS, INC.
10400 Rodgers Road
Houston, Texas 77070
Phone: 281-374-8644
Fax: 281-374-8992

Henry J Lyons
Architecture + Interiors
henryjlyons.com
+353 1 888 3333
info@henryjlyons.com
51-54 Pearse Street
Dublin D02 KA66

ethos ENGINEERING
Apex Business Centre,
Blackthorn Rd, Sandyford
Industrial Estate,
Sandyford, Co. Dublin
Phone: (01) 293 2220

PINNACLE
CONSULTING ENGINEERS
SIXTH FLOOR PROSPECT HOUSE 100 NEW OXFORD STREET LONDON WC1A 1HB Tel: 0207 0433410

REV	DATE	DESCRIPTION	CKH	DRN

Plan North

STATUS CODE DESCRIPTION
PLANNING

CLIENT
BCEI

PROJECT
EDCDUB06

DRAWING
STANDARD WASTE WATER INFRASTRUCTURE DETAILS

PROJECT NUMBER
220401

DATE
27.05.2022

SCALE@ A1:
AS SHOWN

DRAWN/CHECKED:
RK/ JKM

STATUS CODE:

DRAWING NUMBER
EDCDUB-PIN-06-ZZ-DR-C-205

REVISION
C01

PINNACLE
CONSULTING ENGINEERS
SIXTH FLOOR PROSPECT HOUSE 100 NEW OXFORD STREET LONDON WC1A 1HB Tel: 0207 0433410