
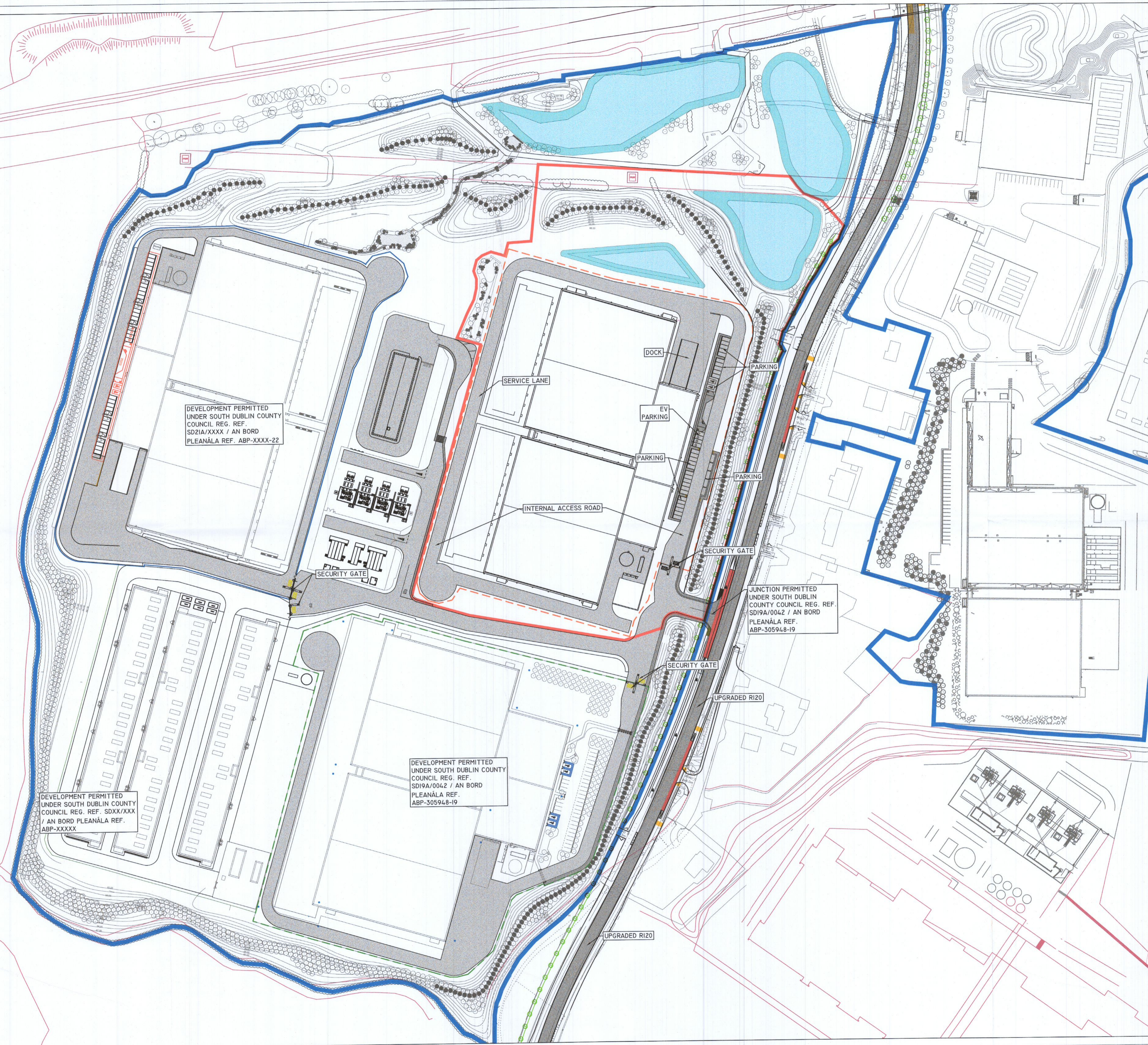


### GENERAL NOTES

- DO NOT SCALE THIS DRAWING. WORK ONLY TO FIGURED DIMENSIONS.
- FOR ALL RELEVANT NOTES, REFER TO STRUCTURAL AND CIVIL ENGINEERING PERFORMANCE SPECIFICATION.
- ANY DISCREPANCIES ARE TO BE REPORTED TO PINNACLE CONSULTING ENGINEERS IMMEDIATELY.
- THIS DRAWING IS TO BE READ IN CONJUNCTION WITH ALL OTHER RELEVANT ENGINEERS, ARCHITECTS AND SUB-CONTRACTORS DRAWINGS AND DETAILS.

### LEGEND:

-  ROAD SURFACE
-  PROPOSED ISLAND / FOOTWAY
-  EXISTING FOOTWAY
-  LANDSCAPED AREA/AVERGE
-  HOME ZONE
-  PERMEABLE PAVING

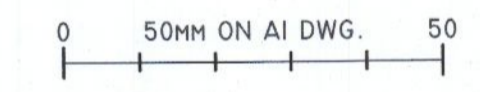


DEVELOPMENT PERMITTED UNDER SOUTH DUBLIN COUNTY COUNCIL REG. REF. SD21A/XXXX / AN BORD PLEANÁLA REF. ABP-XXXX-22

JUNCTION PERMITTED UNDER SOUTH DUBLIN COUNTY COUNCIL REG. REF. SD19A/0042 / AN BORD PLEANÁLA REF. ABP-305948-19

DEVELOPMENT PERMITTED UNDER SOUTH DUBLIN COUNTY COUNCIL REG. REF. SD19A/0042 / AN BORD PLEANÁLA REF. ABP-305948-19

DEVELOPMENT PERMITTED UNDER SOUTH DUBLIN COUNTY COUNCIL REG. REF. SDXX/XXX / AN BORD PLEANÁLA REF. ABP-XXXXX



REV	DESCRIPTION	BY	CHK	DATE
P03	ISSUED FOR PLANNING	RK	RK	25/07/22
P02	UPDATED TO CURRENT LAYOUT	RK	RK	14/06/22

CLIENT  
EDGECONNEX

PROJECT  
EDUDUB06

DRAWING TITLE  
GENERAL LAYOUT

**PINNACLE**  
CONSULTING ENGINEERS

GROSVENOR COURT,  
87A PATRICK STREET,  
DUN LAOGHAIRE,  
COUNTY DUBLIN  
IRELAND.  
TELEPHONE: +353 1231 1041  
WELWYN GARDEN CITY | NORWICH | LONDON | THE HAGUE

DRAWING STATUS			
<b>PLANNING</b>			
SCALE @ A1	DATE	DRAWN BY	CHECKED
1:1000	APRIL '22	RK	RK
DWG NO.	REVISION		
P220401-PIN-XX-DR-D-0001-SI	P03		

COPYRIGHT PINNACLE