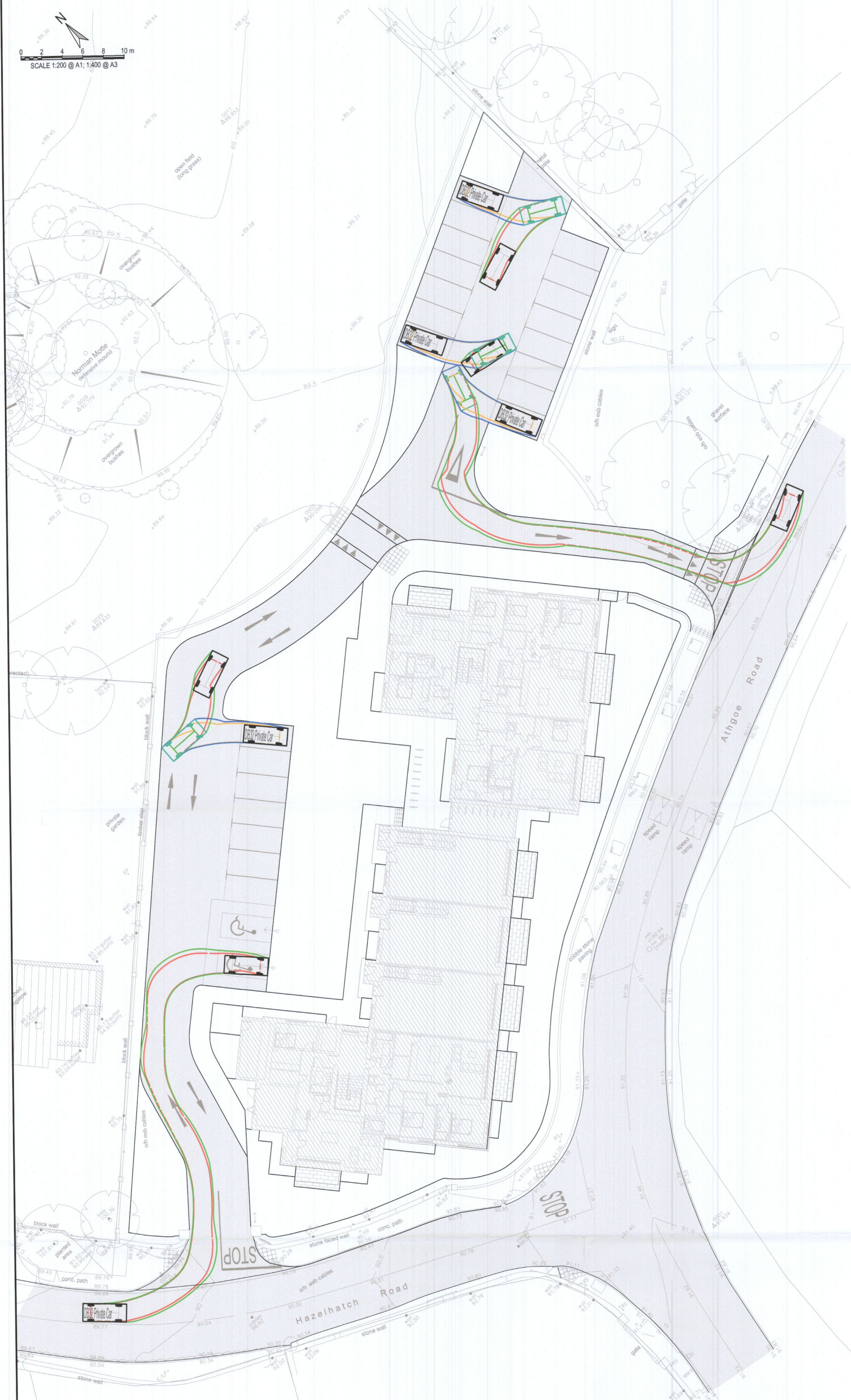
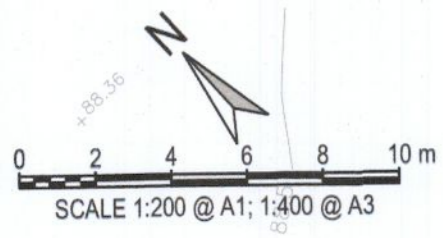
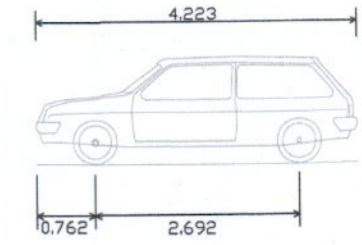


NOTES:

1. FOR STANDARD DOBA NOTES REFER TO DRAWING 2203-DOB-XX-SI-DR-S-001 & S-002
2. REFER TO ARCHITECTS DRAWINGS FOR ALL SITE & APPLICATION BOUNDARIES
3. THIS DRAWING IS TO BE READ IN CONJUNCTION WITH ALL OTHER RELEVANT ARCHITECTS & ENGINEER'S DRAWINGS AND SPECIFICATIONS.
4. USE FIGURED DIMENSIONS ONLY. DO NOT SCALE
5. REFER TO SURVEY DRAWINGS FOR EXISTING SERVICES LAYOUTS AND MANHOLE INFORMATION
6. ALL EXISTING SURFACES TO BE REINSTATED FOLLOWING DIVERSION OF SERVICES/CONSTRUCTION OF NEW SERVICES
7. THE CONTRACTOR SHALL VERIFY ALL DIMENSIONS AND LEVELS WITH ARCHITECTURAL DRAWINGS PRIOR TO START OF CONSTRUCTION. ANY DISCREPANCIES TO BE NOTIFIED TO THE ENGINEER & ARCHITECT FOR RESOLUTION
8. CONTRACTOR TO ENSURE ALL WATER & WASTEWATER RELATED WORKS ARE IN ACCORDANCE WITH THE IRISH WATER WATER INFRASTRUCTURE & WASTEWATER INFRASTRUCTURE CODE OF PRACTICE & STANDARD DETAILS DOCUMENTS
9. TESTING OF ALL GRAVITY SEWERS AND MANHOLES TO BE IN ACCORDANCE WITH IRISH WATER CODE OF PRACTICE FOR WASTEWATER INFRASTRUCTURE SECTION 4.10 TESTING OF GRAVITY SEWERS & MANHOLES

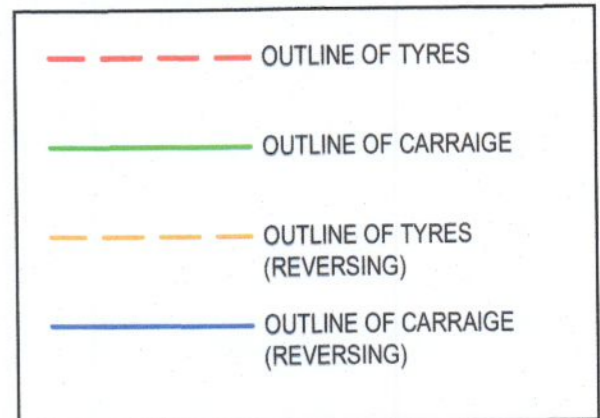


VEHICLE DETAILS



DB32 Private Car
 Overall Length 4.223m
 Overall Width 1.715m
 Overall Body Height 1.392m
 Min Body Ground Clearance 0.233m
 Max Track Width 1.629m
 Lock to Lock Time 4.00 sec
 Curb to Curb Turning Radius 5.780m

SWEPT PATH LEGEND



ISSUED FOR PLANNING

PRIVATE CAR TRUCK SWEPT PATH ANALYSIS
SCALE 1:200

S2.P01	ISSUED FOR PLANNING	2022-08-05	BB	GB
Rev.	Note	Date	Drawn	Check
DONNACHADH O'BRIEN & ASSOCIATES CONSULTING ENGINEERS		UNIT 5C ELM HOUSE MILLENNIUM PARK NAAS CO. KILDARE	PHONE +353 45 984 042 INFO@DOBRIEN-ENGINEERS.IE WWW.DOBRIEN-ENGINEERS.IE	
Client: RATHGEARAN Ltd.				
Project: NEWCASTLE APARTMENTS				
Drawing Title: PROPOSED SWEPT PATH ANALYSIS SHEET 1 OF 4				
Drawn By: BB	Checked By: GB	Approved By: DOB	Date: 28.07.2022	Scale: 1:200
Project Number: DOBA2203		Drawing Number: 2203-DOB-XX-SI-DR-C-0070		Status Code: S2
			Rev Number: P01	