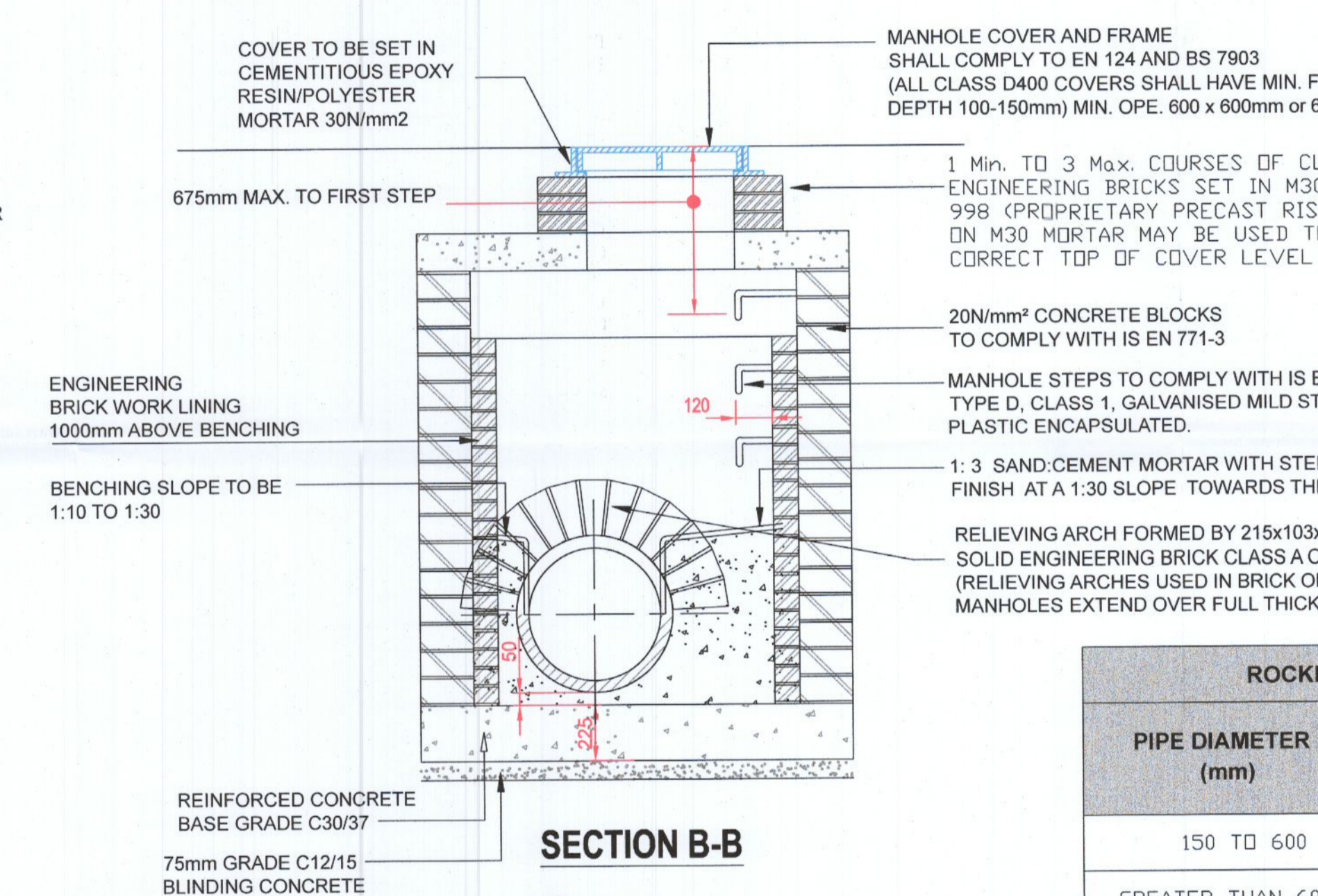
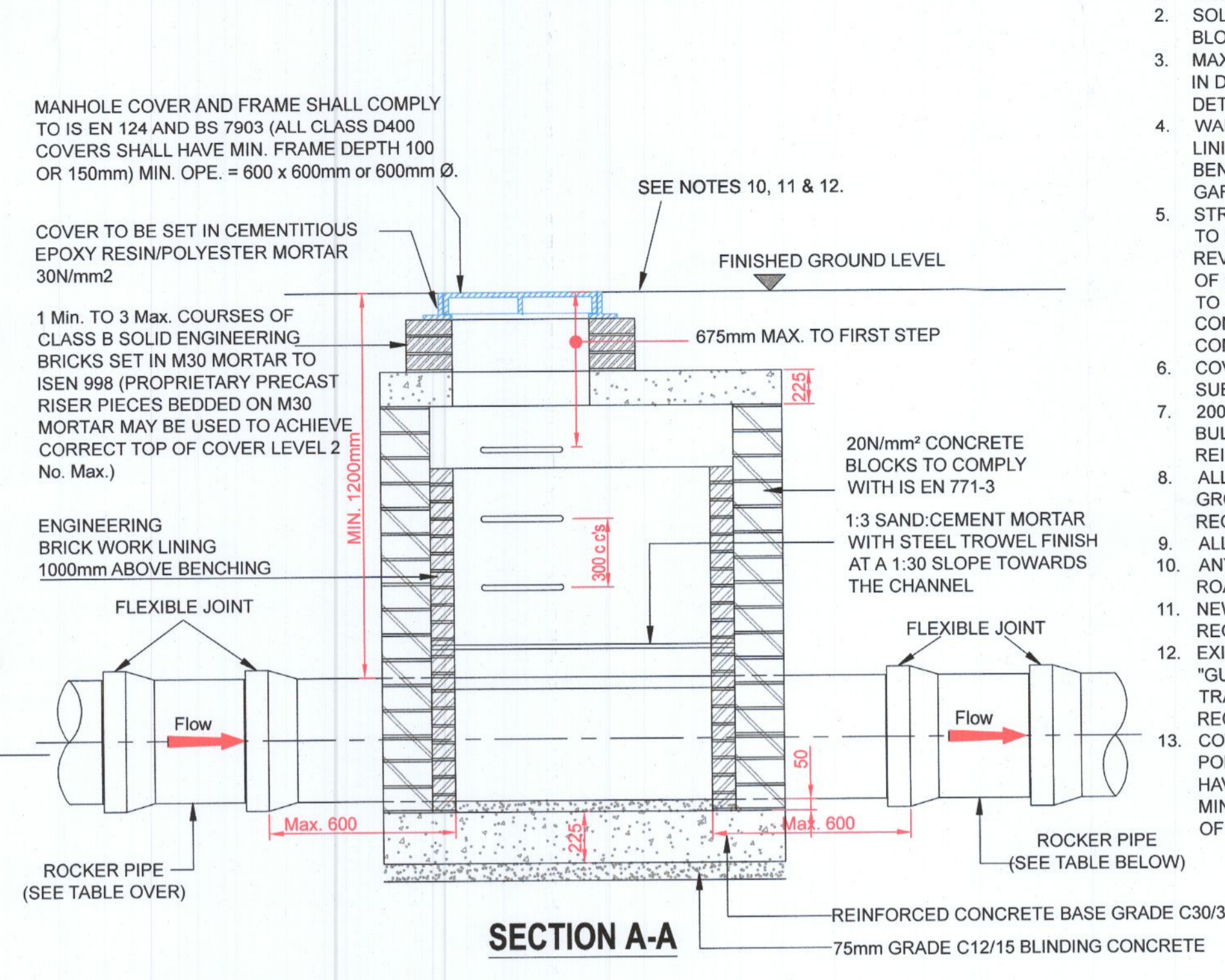
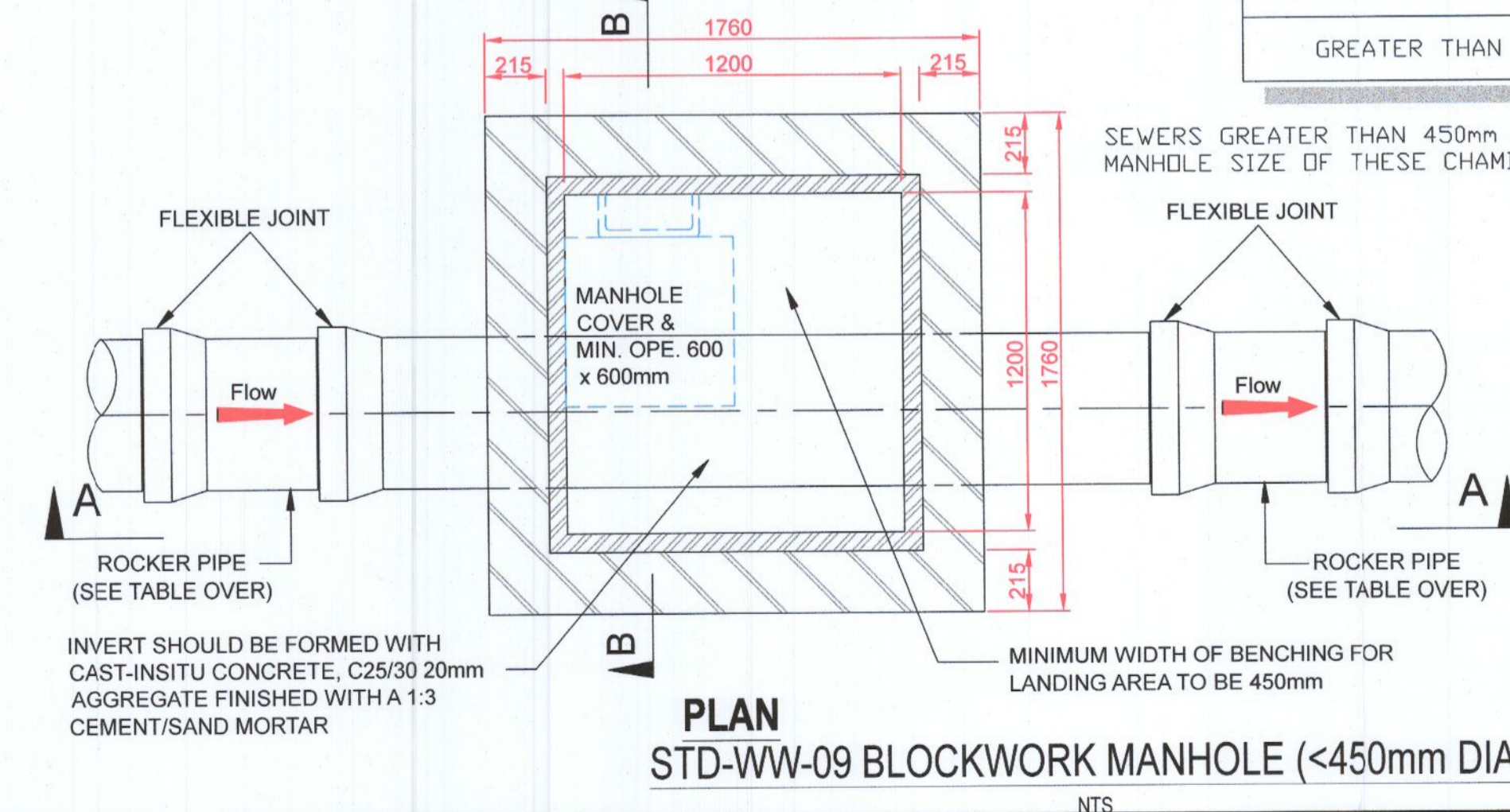


- FOR ANY SLABBING WORKS TO BE CARRIED OUT WITHIN THE VICINITY OF THE PIPELINE, A METHOD STATEMENT IS TO BE SUBMITTED FOR REVIEW BY IRISH WATER.
- MARKER TAPE TO BE PLACED ABOVE THE SLAB AND ALONG THE DIRECTION OF THE PIPELINE
- CONCRETE TO BE GRADE C30/35
- MINIMUM COVER TO STEEL REINFORCEMENT = 40mm
- SLABS TO BE DESIGNED FOR USE UNDER A HB25 LOAD IN ACCORDANCE WITH BS5400-2. DESIGN TO BE SUBMITTED TO IRISH WATER FOR ASSESSMENT PRIOR TO INSTALLATION.
- THE SOIL ON WHICH THE SLAB RESTS MUST HAVE A CBR OF 4% OR GREATER. WHERE THE CBR IS LESS THAN 4% THE MATERIAL SHALL BE REMOVED AND REPLACED WITH IMPORTED GRANULAR MATERIAL AS APPROVED BY IRISH WATER.
- IF DIRECTION OF PIPELINE AND DIRECTION OF TRAFFIC FLOW ARE PARALLEL, THE DIRECTION OF LAY OF THE SLAB IS TO BE AGAINST THE DIRECTION OF TRAFFIC FLOW.
- IF PIPELINE PROTECTION SLAB IS TO BE USED SOLELY FOR IMPACT PROTECTION & OVERALL DEPTH OF COVER IS GREATER THAN 1.2m, THE DISTANCE BETWEEN UNDERSIDE OF SLAB & TOP OF PIPE MAY BE INCREASED AFTER CONSULTATION WITH IRISH WATER.

- ALL DIMENSIONS ARE IN MILLIMETRES (mm) UNLESS NOTED OTHERWISE.
- CONCRETE BED AND HAUNCHES MAY BE REQUIRED TO PROVIDE ADDITIONAL SUPPORT IN POOR GROUND CONDITIONS. PROPOSALS TO BE PROVIDED TO IRISH WATER WITH GEOTECHNICAL REPORT SUPPORTING THEIR USE.
- CONCRETE SURROUNDS SHALL HAVE A MINIMUM THICKNESS OF 150mm WITH AN ABSOLUTE MINIMUM DEPTH OF COVER ABOVE THE EXTERNAL CROWN OF THE PIPE OF 75mm.
- ALL CONCRETE TO BE IN ACCORDANCE WITH IS EN 206 AND TO BE GRADE C16/20 TO IS EN206
- THE HAUNCHES AND SURROUNDS TO BE FORMED USING FORM WORK TO PROVIDE A ROUGH CAST FINISH.
- EXPANSION JOINTS IN THE CONCRETE SHALL BE PROVIDED AT ALL PIPE JOINTS TO ALLOW FOR PIPE FLEXIBILITY, COMPRESSIBLE FILLER BOARD TO BE IN ACCORDANCE WITH BS EN 622-1 AND BS EN 622-4, AND TO BE 18mm THICK.
- POLYETHYLENE AND uPVC PIPES SHALL BE WRAPPED IN PLASTIC SHEETING HAVING A COMPOSITION IN ACCORDANCE WITH BS 6076 BEFORE BEING CAST INTO CONCRETE.
- BITUMINOUS MATERIAL SHALL NOT BE PUT IN CONTACT WITH PE OR PVC PIPES.



ROCKER PIPE LENGTH	
PIPE DIAMETER (mm)	ROCKER PIPE LENGTH (mm)
150 TO 600	600
GREATER THAN 600 TO 750	1000
GREATER THAN 750	1250



- ALL DIMENSIONS ARE IN MILLIMETRES (mm) UNLESS NOTED OTHERWISE.
- SOLID BLOCKWORK TO BE OF HIGH STRENGTH (20N/mm²) TO IS EN 771. BLOCKWORK TO BE SET IN M20 MORTAR TO IS EN 998.
- MAXIMUM DEPTH OF BLOCK WORK MANHOLE IS 1.20m (THE USE OF BLOCK WORK IN DEEPER MANHOLES WILL BE CONSIDERED BUT SUCH USE WILL REQUIRE DETAILED STRUCTURAL DESIGN AND BE SUBJECT TO IRISH WATER REVIEW).
- WALLS TO BE FLUSH POINTED AND NOT PLASTERED INTERNALLY. INTERNAL LINING OF ENGINEERING BRICK TO IS EN 771-1 TO A HEIGHT OF 1m ABOVE BENCHING. ENGINEERING BRICK TO BE BONDED TO BLOCKWORK USING ENGLISH GARDEN WALL BOND.
- STRUCTURAL DESIGN AND REINFORCEMENT DETAILS FOR ROOF AND BASE SLABS TO BE PROVIDED BY THE DEVELOPER AND SUBMITTED TO IRISH WATER FOR REVIEW. MANHOLE ROOFS SHALL CONSIST OF A REINFORCED CONCRETE SLAB OF IN-SITU CONCRETE, C30/37, WITH A MINIMUM THICKNESS OF 225mm DESIGNED TO CARRY ALL LIVE AND DEAD LOADS. ALTERNATIVELY, APPROVED PRE-CAST CONCRETE ROOF SLABS MAY BE USED SUBJECT TO IRISH WATER REVIEW AND COMPLIANCE WITH IS EN 1917 AND IS 420.
- COVERS AND FRAMES SHALL BE SUITABLE FOR ROAD AND TRAFFIC CONDITIONS SUBJECT TO REVIEW FROM IRISH WATER.
- 200mm ALL AROUND x 100mm DEEP, C20/25 CONCRETE PLINTH COMPLETE WITH BULL NOSE FINISH TO BE PROVIDED COMPLETE WITH MILD STEEL REINFORCEMENT LINK CHECKED FOR UPLIFT BY THE DEVELOPER BASED ON GROUND CONDITIONS WITHIN THE SITE. SHOULD ANTI FLOATATION MEASURES BE REQUIRED THEY SHALL BE SUBJECT TO REVIEW BY IRISH WATER.
- ALL CONCRETE TO BE IN ACCORDANCE WITH IS EN 206 : 2013.
- ANY SPECIAL ROAD REINSTATEMENT AROUND COVER & FRAME SHALL BE TO ROAD AUTHORITY'S REQUIREMENTS.
- NEW ROAD CONSTRUCTION & SURFACE FINISH TO BE TO ROAD AUTHORITY REQUIREMENTS.
- EXISTING ROAD REINSTATEMENT TO COMPLY WITH CURRENT VERSION OF 'GUIDELINES FOR MANAGING OPENINGS IN PUBLIC ROADS' BY THE DEPT. OF TRANSPORT, TOURISM & SPORT, OR TRANSPORT INFRASTRUCTURE IRELAND REQUIREMENTS.
- COVERS SHALL BE SET WITH RAPID HARDENING CEMENTITIOUS, EPOXY RESIN OR POLYESTER RESIN MORTAR FOR SETTING MANHOLE COVERS & FRAMES, & SHALL HAVE A MINIMUM WORKING TIME OF 15 MINUTES. THE MORTAR SHALL HAVE A MINIMUM COMPRESSIVE STRENGTH OF 30N/mm² & A MINIMUM TENSILE STRENGTH OF 5N/mm² WITHIN 3 HOURS OF MIXING.

NOTES

- For selling out refer to Architect's drawings.
- This drawing to be read in conjunction with all other Architectural and Engineering drawings and all other relevant drawings and Specifications.
- DO NOT SCALE THIS DRAWING. Use figured dimensions only.
- No part of this document may be reproduced or transmitted in any form or stored in any retrieval system of any nature without the written permission of GKCE LTD as copyright holder except as agreed for use on the project for which the document was originally issued.

PROGRESS
 PLANNING
 TENDER
 CONSTRUCTION

Issued To	Date	No. Of Copies
Architect		
Quantity Surveyor		
Main Contractor		
M. & E. Engineers		
Client		
Clerk of Works		

Rev	By	Date	Description
PL1	AA	21.07.2022	PLANNING

Scales AS SHOWN Date JULY 2022 Drawn AA Checked

JOB TITLE
 PROPOSED RESIDENTIAL DEVELOPMENT
 THE CLOISTER
 LUCAN ROAD
 DRG. TITLE
 STANDARD IRISH WATER
 DRAINAGE DETAIL

GK Consulting Engineers LTD
 Unit 12 Millbank Business Centre K78CF75
 ph 018749322
 email office@gkce.ie
 www.gkce.ie

DRAWING NUMBER GK19106-C306