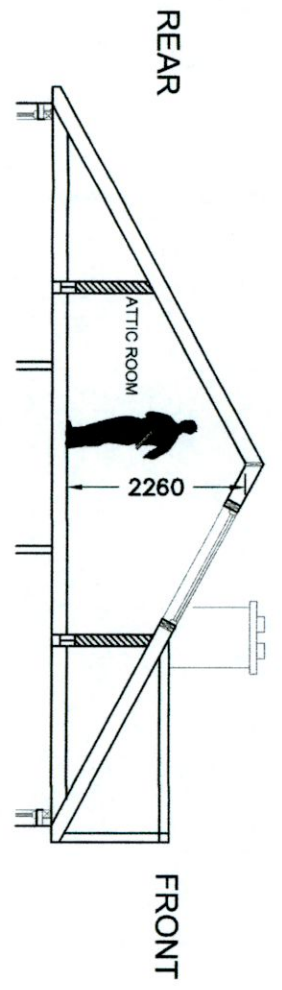
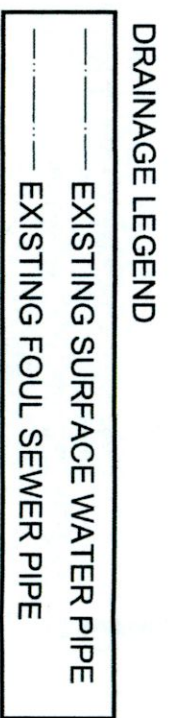
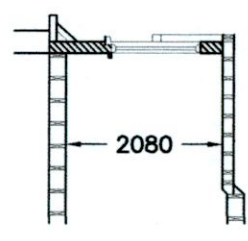


Proposed block plan & drainage layout  
SCALE 1:200



SECTION A-A  
SCALE 1:100



SECTION B-B  
SCALE 1:100

THIS DRAWING IS ISSUED FOR PLANNING PERMISSION ONLY, AND IS NOT A CONSTRUCTION DRAWING

**NOTES:**

This drawing is to be read in conjunction with all relevant Engineers drawings.  
Do not scale use figured dimensions ONLY.  
All dimensions in millimeters unless otherwise stated.  
All dimensions to be checked on site.  
All building works to comply with current building regulations & in accordance with Homebond Standards.

CLIENT:

Derek & Leila McCabe

JOB TITLE:  
PROPOSED WORKS AT 70 ELLENSBOROUGH  
RISE, TALLAGHT,  
DUBLIN 24

TITLE:

PROPOSED BLOCK PLAN,  
DRAINAGE LAYOUT & SECTIONS

SCALE:  
As Shown

INITIALS:  
TW

DATE:  
June 2022

JOB No:  
S503

DRAWING No:  
003

REV:  
P

P	ISSUED FOR PLANNING	TW	July 2022
REV:	REVISION TITLE:	DRN:	CHD:
			DATE:

**Architectural Planning**

4 CARRIGMORE CLOSE, AYLESBURY,  
Dublin 24 - Ph: 01 4148358