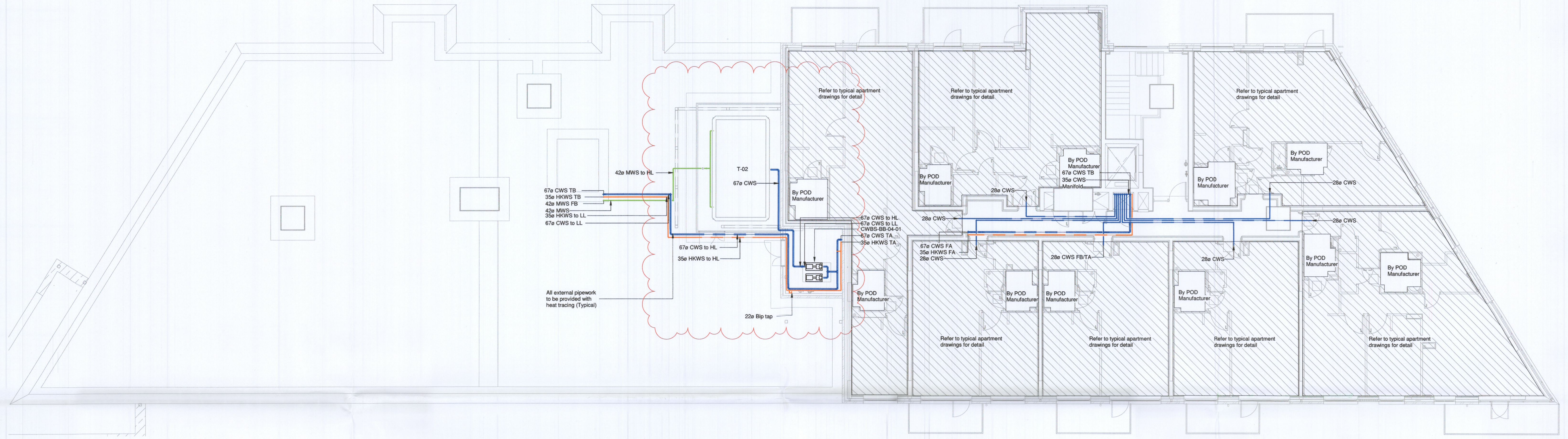


CWS - Cold Water Supply  
 MWS - Main Water Supply  
 HKWS - Housekeeping Water Supply  
  
 TB - To Below  
 FB - From Below  
 HL - High Level  
 LL - Low Level  
 ø - Diameter Symbol  
  
 CWBS-BB-04-01 - Cold Water Booster Pump Set  
 T-02 - Cold Water Storage Tank



**GENERAL NOTES:**

1. For Symbols Legend see drawing CWD-ETH-ZZ-XX-DR-M-50001.
2. For Standard Drawing Notes see drawing CWD-ETH-ZZ-XX-DR-M-50002.
3. Do not dimension from this drawing.
4. All dimensions are in millimetres, Unless otherwise stated.
5. This drawings shall be read in conjunction with Schematics, Services Layouts, Specifications, relevant Architects, Structural & Fire Engineers drawings.
6. All dimensions shall be checked on site prior to fabrication, order or delivery.
7. Final dimensions of all equipment, materials & fittings shall be checked by the Contractor prior to order/delivery to site.
8. The Contractor shall be responsible for coordinating all services on site.
9. The Contractor Shall be responsible for producing a full set of combined co-ordinated services working drawings. The Mechanical Contractor will be the lead in the production of these drawings.
10. In the event of discrepancy between Ethos drawings and Specifications this should be highlighted to Ethos for resolution.
11. The Contractor shall allow for all necessary supports and fittings required to provide a fully functioning installation.
12. All drawings to be read in colour.
13. The complete installation shall be in accordance with the Building Regulations, design guides & model engineering specifications.

Rev	Date	Details	By	App
P4	30/06/22	Issued For Planning	AVE	CC
P3	08/06/22	Issued For Tender	AVE	CC
P2	25/04/22	Issued For Tender	AVE	CC
P1	21/03/22	Issued For Costing	AVE	CC

Drawing Status: **Issued for Planning**



Penthouse Suite,  
 Apex Business Centre,  
 Blackthorn Road,  
 Sandford,  
 Dublin 18,  
 D18 DH76  
 +353 (0)1 2932220  
 www.ethoseng.ie

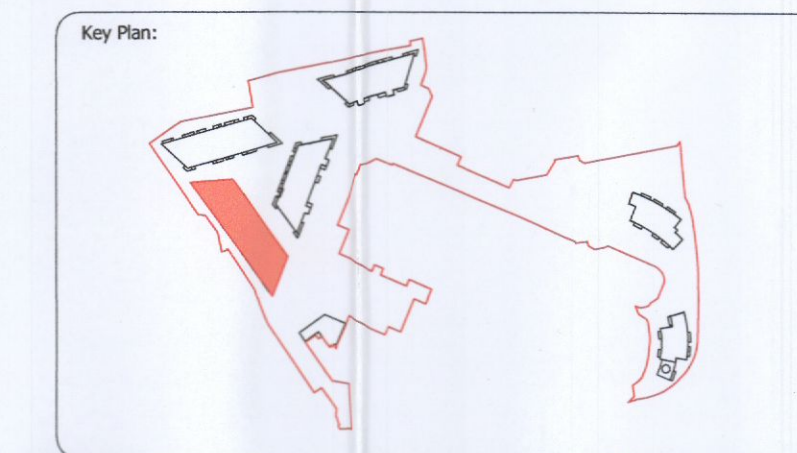
Client: **Citywest Drive Limited Partnership**

Project: **City West Drive**

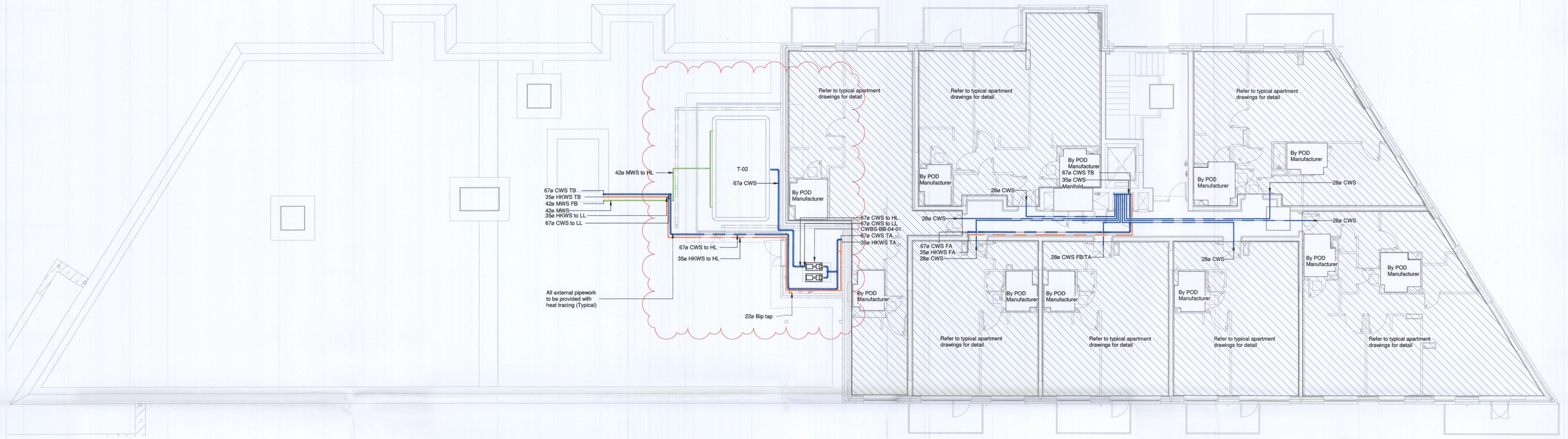
Drawing Title: **Mechanical Services - Domestic Water Services - Fourth Floor Layout**

Drawn By: PF	Designed By: AVE	Checked By: CC
Scale: 1 : 100 @ A1	Date: 18/11/21	
Project No: 21_D058	Drawing No: CWD-ETH-BB-04-DR-M-53140	Revision: P3 Status: D2

**Block B**



CWS - Cold Water Supply  
 MWS - Main Water Supply  
 HKWS - Housekeeping Water Supply  
  
 TB - To Below  
 FB - From Below  
 HL - High Level  
 LL - Low Level  
 ø - Diameter Symbol  
  
 CWBS-BB-04-01 - Cold Water Booster Pump Set  
 T-02 - Cold Water Storage Tank



**GENERAL NOTES:**

1. For Symbols Legend see drawing CWD-ETH-ZZ-XX-DR-M-50001.
2. For Standard Drawing Notes see drawing CWD-ETH-ZZ-XX-DR-M-50002.
3. Do not dimension from this drawing.
4. All dimensions are in millimetres, Unless otherwise stated.
5. This drawings shall be read in conjunction with Schematics, Services Layouts, Specifications, relevant Architects, Structural & Fire Engineers drawings.
6. All dimensions shall be checked on site prior to fabrication, order or delivery.
7. Final dimensions of all equipment, materials & fittings shall be checked by the Contractor prior to order/delivery to site.
8. The Contractor shall be responsible for coordinating all services on site.
9. The Contractor Shall be responsible for producing a full set of combined co-ordinated services working drawings. The Mechanical Contractor will be the lead in the production of these drawings.
10. In the event of discrepancy between Ethos drawings and Specifications this should be highlighted to Ethos for resolution.
11. The Contractor shall allow for all necessary supports and fittings required to provide a fully functioning installation.
12. All drawings to be read in colour.
13. The complete installation shall be in accordance with the Building Regulations, design guides & model engineering specifications.

Rev	Date	Details	By	App
P4	30/06/22	Issued For Planning	AVE	CC
P3	08/06/22	Issued For Tender	AVE	CC
P2	25/04/22	Issued For Tender	AVE	CC
P1	21/03/22	Issued For Costing	AVE	CC

Drawing Status: **Issued for Planning**

Penthouse Suite,  
 Apex Business Centre,  
 Blackthorn Road,  
 Sandymount,  
 Dublin 18,  
 D18 DH76  
 +353 (0)1 2932220  
 www.ethoseng.ie

Client: **Citywest Drive Limited Partnership**

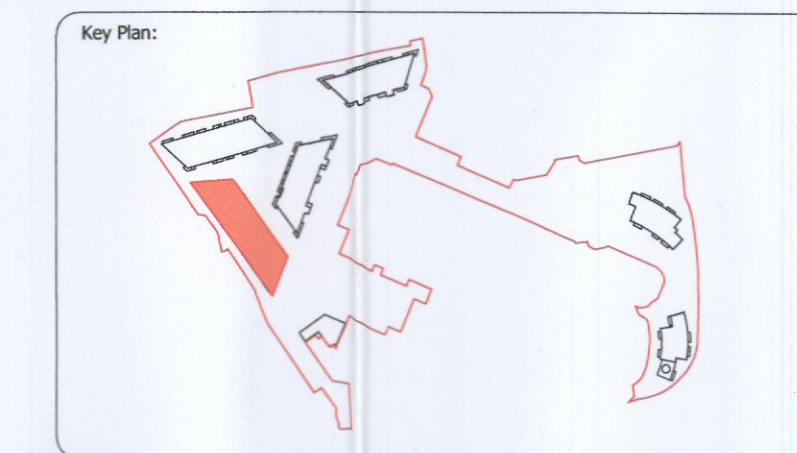
Project: **City West Drive**

Drawing Title: **Mechanical Services - Domestic Water Services - Fourth Floor Layout**

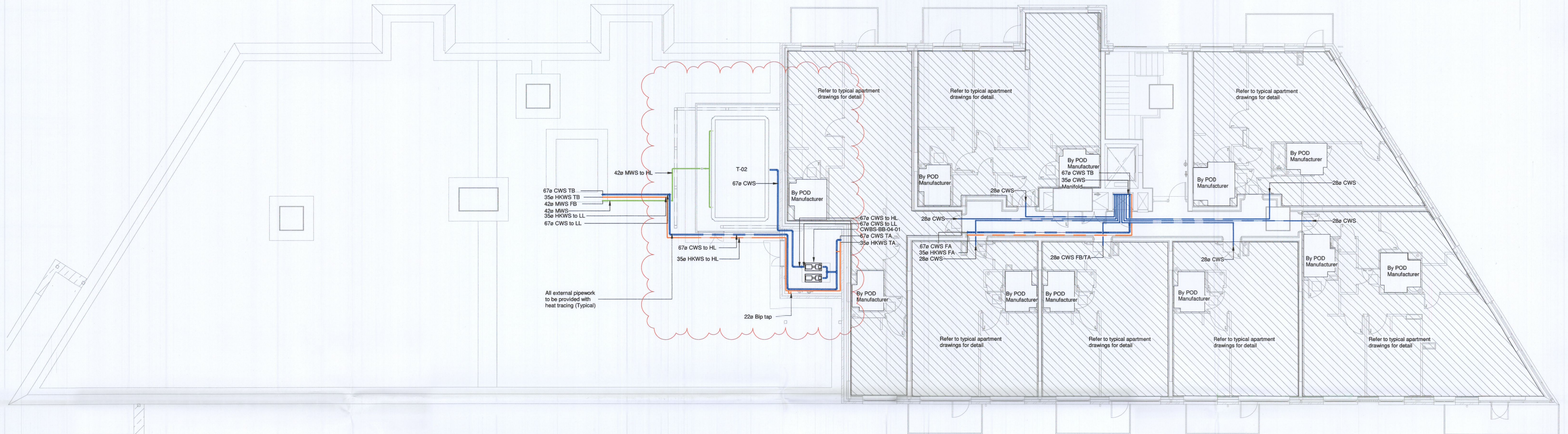
Drawn By: **PF**    Designed By: **AVE**    Checked By: **CC**  
 Scale: **1 : 100 @ A1**    Date: **18/11/21**

Project No: **21\_D058**    Drawing No: **CWD-ETH-BB-04-DR-M-53140**    Revision: **P3**    Status: **D2**

**Block B**



- CWS - Cold Water Supply
- MWS - Main Water Supply
- HKWS - Housekeeping Water Supply
- TB - To Below
- FB - From Below
- HL - High Level
- LL - Low Level
- ø - Diameter Symbol
- CWBS-BB-04-01 - Cold Water Booster Pump Set
- T-02 - Cold Water Storage Tank




**GENERAL NOTES:**

1. For Symbols Legend see drawing CWD-ETH-ZZ-XX-DR-M-50001.
2. For Standard Drawing Notes see drawing CWD-ETH-ZZ-XX-DR-M-50002.
3. Do not dimension from this drawing.
4. All dimensions are in millimetres, Unless otherwise stated.
5. This drawings shall be read in conjunction with Schematics, Services Layouts, Specifications, relevant Architects, Structural & Fire Engineers drawings.
6. All dimensions shall be checked on site prior to fabrication, order or delivery.
7. Final dimensions of all equipment, materials & fittings shall be checked by the Contractor prior to order/delivery to site.
8. The Contractor shall be responsible for coordinating all services on site.
9. The Contractor Shall be responsible for producing a full set of combined co-ordinated services working drawings. The Mechanical Contractor will be the lead in the production of these drawings.
10. In the event of discrepancy between Ethos drawings and Specifications this should be highlighted to Ethos for resolution.
11. The Contractor shall allow for all necessary supports and fittings required to provide a fully functioning installation.
12. All drawings to be read in colour.
13. The complete installation shall be in accordance with the Building Regulations, design guides & model engineering specifications.

Rev	Date	Details	By	App
P4	30/06/22	Issued For Planning	AVE	CC
P3	08/06/22	Issued For Tender	AVE	CC
P2	25/04/22	Issued For Tender	AVE	CC
P1	21/03/22	Issued For Costing	AVE	CC

Drawing Status:  
**Issued for Planning**



Penthouse Suite,  
Apex Business Centre,  
Blackthorn Road,  
Sandyford,  
Dublin 18,  
D18 DH76  
+353 (0)1 2932220  
www.ethoseng.ie

Client: Citywest Drive Limited Partnership

Project: City West Drive

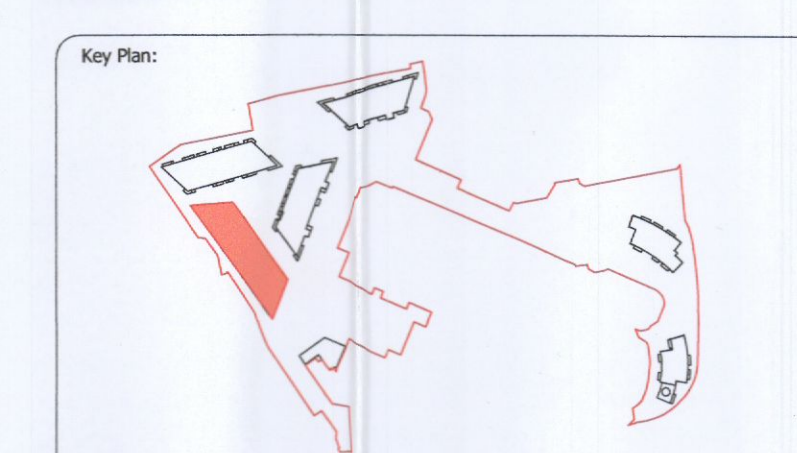
Drawing Title:  
**Mechanical Services - Domestic Water Services - Fourth Floor Layout**

Drawn By: PF      Designed By: AVE      Checked By: CC

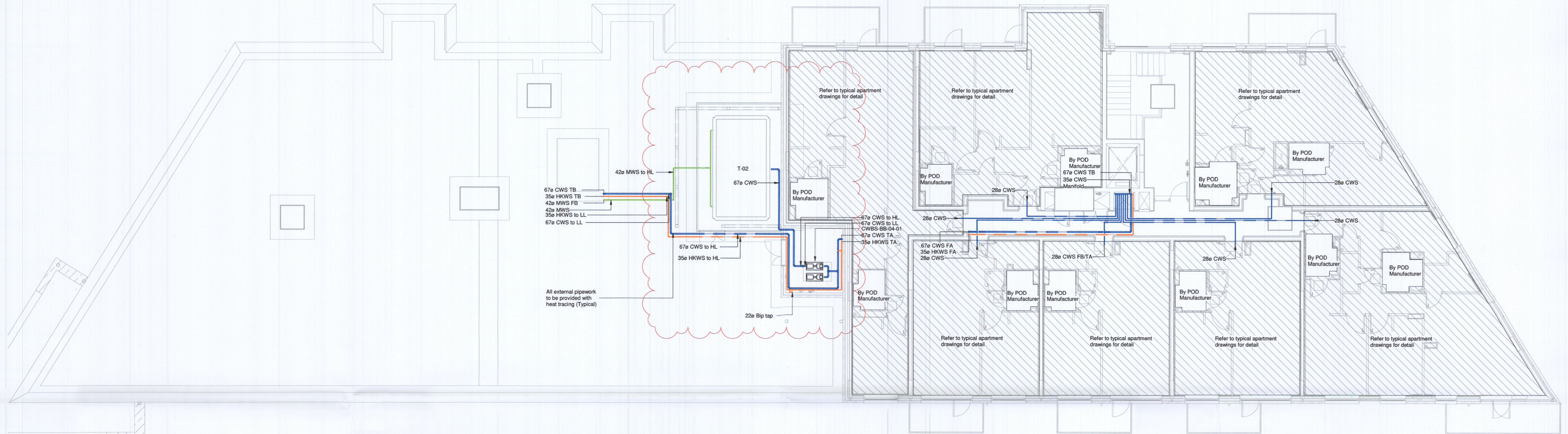
Scale: 1 : 100 @ A1      Date: 18/11/21

Project No. 21\_D058      Drawing No. CWD-ETH-BB-04-DR-M-53140      Revision: P3      Status: D2

**Block B**



CWS - Cold Water Supply  
 MWS - Main Water Supply  
 HKWS - Housekeeping Water Supply  
 TB - To Below  
 FB - From Below  
 HL - High Level  
 LL - Low Level  
 ø - Diameter Symbol  
 CWBS-BB-04-01 - Cold Water Booster Pump Set  
 T-02 - Cold Water Storage Tank




**GENERAL NOTES:**

- For Symbols Legend see drawing CWD-ETH-ZZ-XX-DR-M-50001.
- For Standard Drawing Notes see drawing CWD-ETH-ZZ-XX-DR-M-50002.
- Do not dimension from this drawing.
- All dimensions are in millimetres, Unless otherwise stated.
- This drawings shall be read in conjunction with Schematics, Services Layouts, Specifications, relevant Architects, Structural & Fire Engineers drawings.
- All dimensions shall be checked on site prior to fabrication, order or delivery.
- Final dimensions of all equipment, materials & fittings shall be checked by the Contractor prior to order/delivery to site.
- The Contractor shall be responsible for coordinating all services on site.
- The Contractor Shall be responsible for producing a full set of combined co-ordinated services working drawings. The Mechanical Contractor will be the lead in the production of these drawings.
- In the event of discrepancy between Ethos drawings and Specifications this should be highlighted to Ethos for resolution.
- The Contractor shall allow for all necessary supports and fittings required to provide a fully functioning installation.
- All drawings to be read in colour.
- The complete installation shall be in accordance with the Building Regulations, design guides & model engineering specifications.

Rev	Date	Details	By	App
P4	30/06/22	Issued For Planning	AVE	CC
P3	08/05/22	Issued For Tender	AVE	CC
P2	25/04/22	Issued For Tender	AVE	CC
P1	21/03/22	Issued For Costing	AVE	CC

Drawing Status:  
**Issued for Planning**



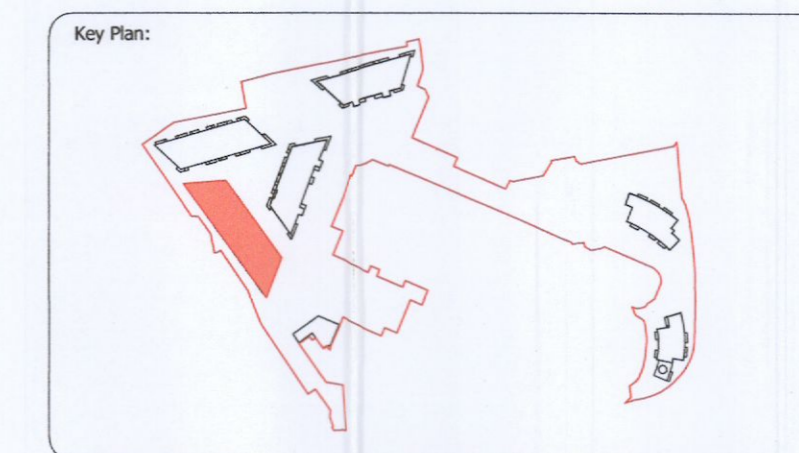
Penthouse Suite,  
 Apex Business Centre,  
 Blackthorn Road,  
 Sandymount,  
 Dublin 18,  
 D18 DR76  
 +353 (0)1 2932220  
 www.ethoseng.ie

Client: Citywest Drive Limited Partnership  
 Project: City West Drive

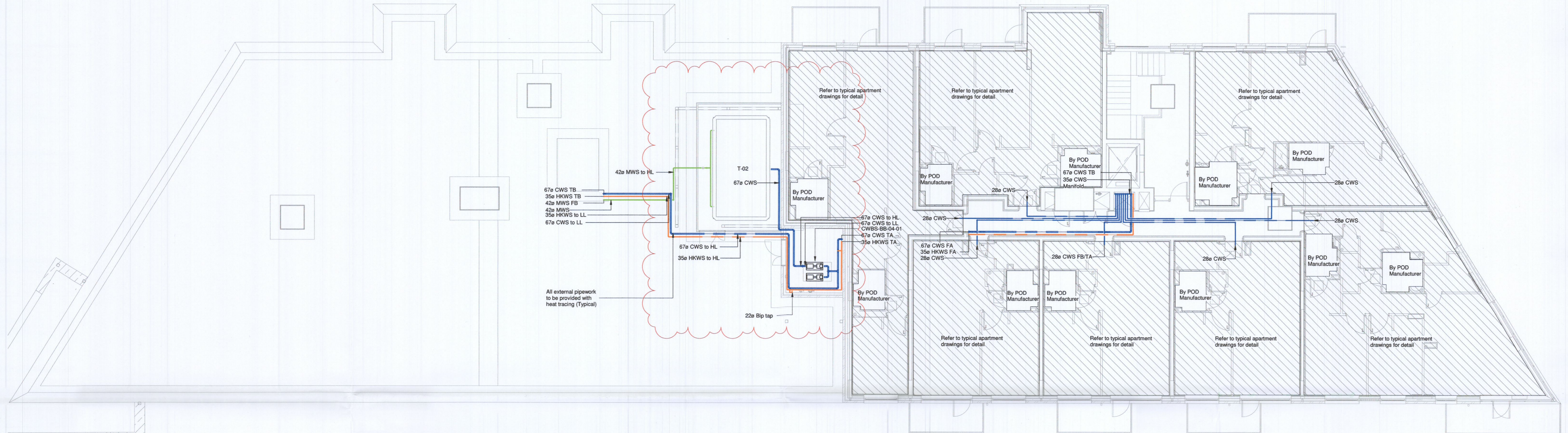
Drawing Title:  
**Mechanical Services - Domestic Water Services - Fourth Floor Layout**

Drawn By: PF	Designed By: AVE	Checked By: CC
Scale: 1 : 100 @ A1	Date: 18/11/21	
Project No: 21_D058	Drawing No: CWD-ETH-BB-04-DR-M-53140	Revision: P3 Status: D2

**Block B**



CWS - Cold Water Supply  
 MWS - Main Water Supply  
 HKWS - Housekeeping Water Supply  
 TB - To Below  
 FB - From Below  
 HL - High Level  
 LL - Low Level  
 ø - Diameter Symbol  
 CWBS-BB-04-01 - Cold Water Booster Pump Set  
 T-02 - Cold Water Storage Tank



**GENERAL NOTES:**

- For Symbols Legend see drawing CWD-ETH-ZZ-XX-DR-M-50001.
- For Standard Drawing Notes see drawing CWD-ETH-ZZ-XX-DR-M-50002.
- Do not dimension from this drawing.
- All dimensions are in millimetres, Unless otherwise stated.
- This drawings shall be read in conjunction with Schematics, Services Layouts, Specifications, relevant Architects, Structural & Fire Engineers drawings.
- All dimensions shall be checked on site prior to fabrication, order or delivery.
- Final dimensions of all equipment, materials & fittings shall be checked by the Contractor prior to order/delivery to site.
- The Contractor shall be responsible for coordinating all services on site.
- The Contractor Shall be responsible for producing a full set of combined co-ordinated services working drawings. The Mechanical Contractor will be the lead in the production of these drawings.
- In the event of discrepancy between Ethos drawings and Specifications this should be highlighted to Ethos for resolution.
- The Contractor shall allow for all necessary supports and fittings required to provide a fully functioning installation.
- All drawings to be read in colour.
- The complete installation shall be in accordance with the Building Regulations, design guides & model engineering specifications.

Rev	Date	Details	By	App
P4	30/06/22	Issued For Planning	AVE	CC
P3	08/05/22	Issued For Tender	AVE	CC
P2	25/04/22	Issued For Tender	AVE	CC
P1	21/03/22	Issued For Costing	AVE	CC

Drawing Status:  
**Issued for Planning**

Penthouse Suite,  
 Apex Business Centre,  
 Blackthorn Road,  
 Sandymount,  
 Dublin 18,  
 D18 DR76  
 +353 (0)1 2932220  
 www.ethoseng.ie

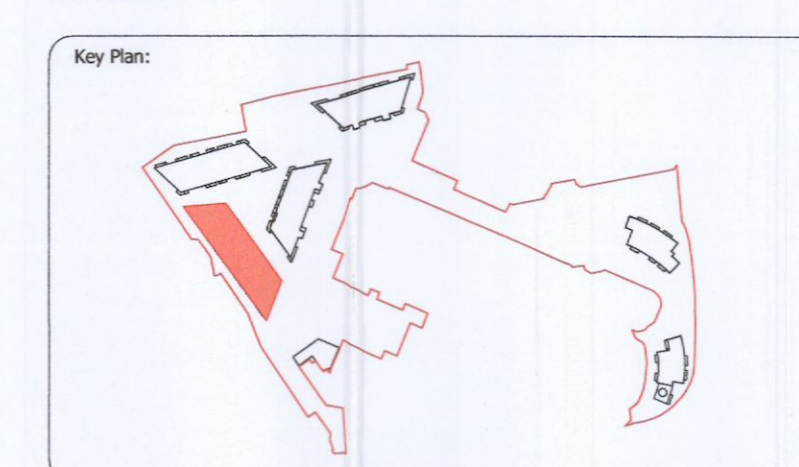
Client: **Citywest Drive Limited Partnership**

Project: **City West Drive**

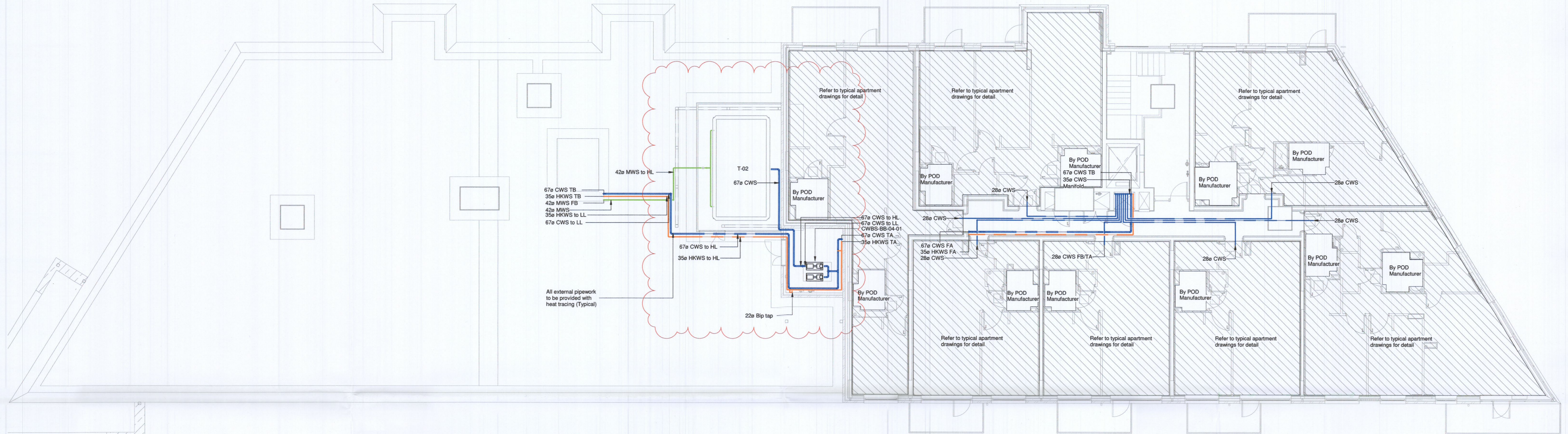
Drawing Title:  
**Mechanical Services - Domestic Water Services - Fourth Floor Layout**

Drawn By: PF	Designed By: AVE	Checked By: CC
Scale: 1 : 100 @ A1	Date: 18/11/21	
Project No: 21_D058	Drawing No: CWD-ETH-BB-04-DR-M-53140	Revision: P3 Status: D2

**Block B**



CWS - Cold Water Supply  
 MWS - Main Water Supply  
 HKWS - Housekeeping Water Supply  
 TB - To Below  
 FB - From Below  
 HL - High Level  
 LL - Low Level  
 ø - Diameter Symbol  
 CWBS-BB-04-01 - Cold Water Booster Pump Set  
 T-02 - Cold Water Storage Tank



**GENERAL NOTES:**

- For Symbols Legend see drawing CWD-ETH-ZZ-XX-DR-M-50001.
- For Standard Drawing Notes see drawing CWD-ETH-ZZ-XX-DR-M-50002.
- Do not dimension from this drawing.
- All dimensions are in millimetres, Unless otherwise stated.
- This drawings shall be read in conjunction with Schematics, Services Layouts, Specifications, relevant Architects, Structural & Fire Engineers drawings.
- All dimensions shall be checked on site prior to fabrication, order or delivery.
- Final dimensions of all equipment, materials & fittings shall be checked by the Contractor prior to order/delivery to site.
- The Contractor shall be responsible for coordinating all services on site.
- The Contractor Shall be responsible for producing a full set of combined co-ordinated services working drawings. The Mechanical Contractor will be the lead in the production of these drawings.
- In the event of discrepancy between Ethos drawings and Specifications this should be highlighted to Ethos for resolution.
- The Contractor shall allow for all necessary supports and fittings required to provide a fully functioning installation.
- All drawings to be read in colour.
- The complete installation shall be in accordance with the Building Regulations, design guides & model engineering specifications.

Rev	Date	Details	By	App
P4	30/06/22	Issued For Planning	AVE	CC
P3	08/05/22	Issued For Tender	AVE	CC
P2	25/04/22	Issued For Tender	AVE	CC
P1	21/03/22	Issued For Costing	AVE	CC

Drawing Status:  
**Issued for Planning**

Penthouse Suite,  
 Apex Business Centre,  
 Blackthorn Road,  
 Sandymount,  
 Dublin 18,  
 D18 DR76  
 +353 (0)1 2932220  
 www.ethoseng.ie

Client: Citywest Drive Limited Partnership  
 Project: City West Drive

Drawing Title:  
 Mechanical Services - Domestic Water Services -  
 Fourth Floor Layout

Drawn By: PF	Designed By: AVE	Checked By: CC
Scale: 1 : 100 @ A1	Date: 18/11/21	
Project No: 21_D058	Drawing No: CWD-ETH-BB-04-DR-M-53140	Revision: P3 Status: D2

**Block B**

