
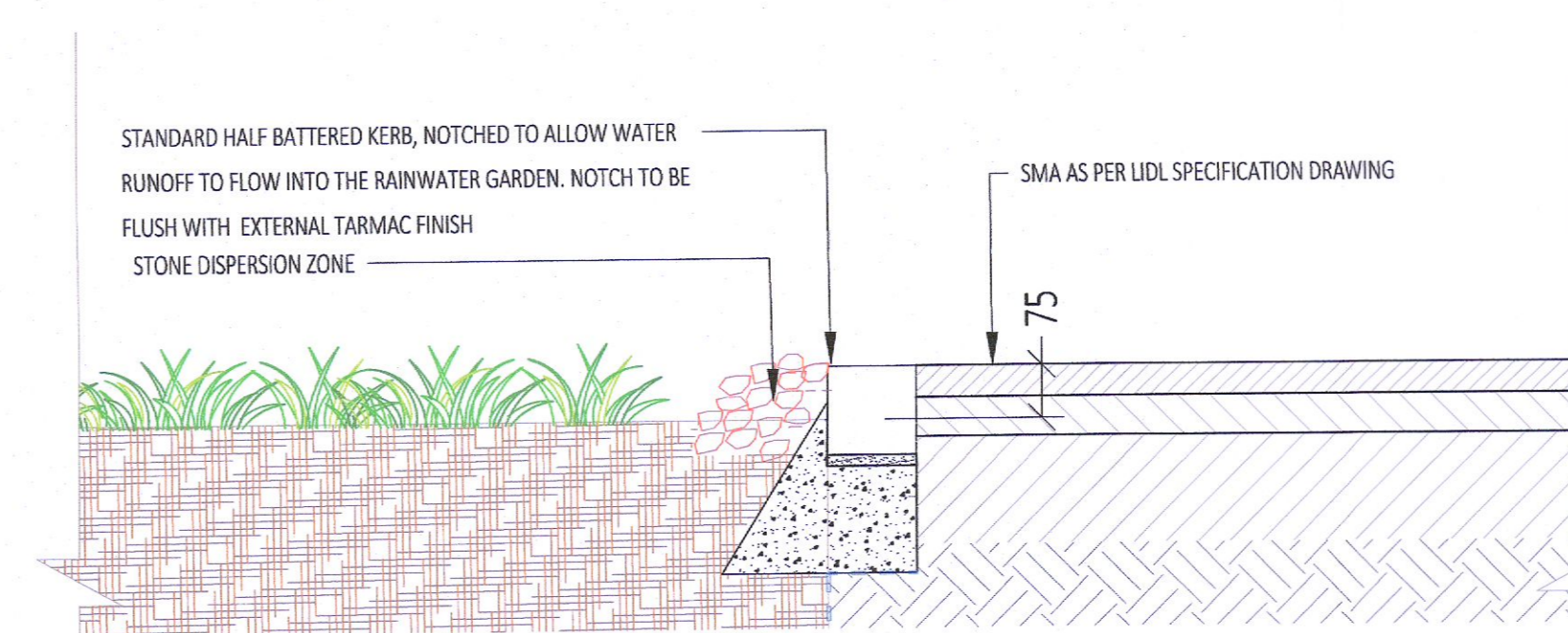


Street rain garden

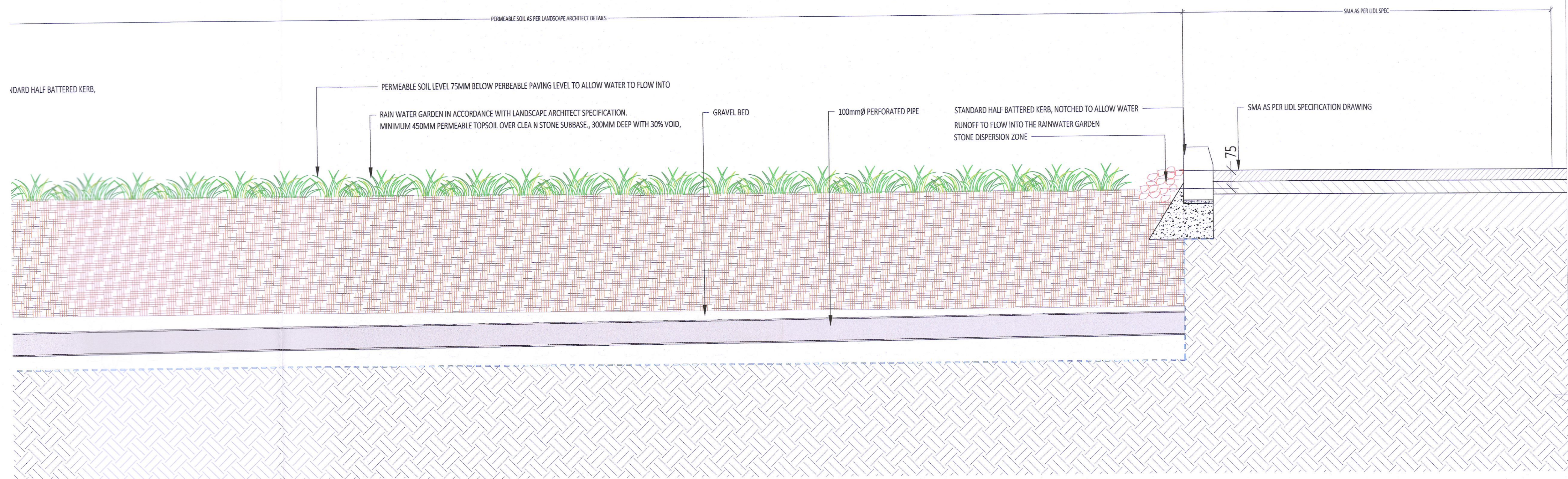
TYPICAL RAINWATR GARDEN



NOTCH ELEVATION  
SCALE = 1:20



NOTCH SECTION  
SCALE = 1:20



RAINWATER GARDEN SECTION DETAIL A-A  
SCALE = 1:10

**DRAWING NOTES:** This drawing, the design and contents contained herein are copyright & may not be used without express permission of the authors. No part hereof may be copied or reproduced partially or wholly in any form whatsoever or stored in any retrieval system of any nature without the prior written consent of the copyright owners. SDS/Structural Design Solutions Ltd. NOTES: 1. This Drawing is to be read in conjunction with the relevant Specifications & other Architectural & Engineering Drawings. 2. Do Not Scale from this Drawing. -Metric Figured Dimension only to be used. 3. All dimensions to be checked on site prior to work commencing. 4. Engineers to be informed immediately of any discrepancies before work proceeds. 5. It is the Contractor's responsibility to ensure that all works are carried out in accordance with the requirements of the current Building Regulations and all other statutory documents relevant to this project. 6. All details are standard and are not project specific unless clearly stated otherwise. 7. Whenever a particular product is specified by name, the term 'or equivalent subject to approval' is deemed inferred. The Contractor is obliged to ensure any and all products incorporated into a project are certified to the relevant National Standards (where necessary), are fit for their intended purpose and will provide adequate performance subject to manufacturer's warranties. 8. SDS/Structural Design Solutions Ltd. bears no liability for unilateral changes/modifications made during the course of construction based on the drawing prepared without prior consultation and confirmation of acceptance of revision by SDS (Structural Design Solutions) Ltd. 9. This drawing is to be read in conjunction with all relevant Architects drawings and Specifications. Any discrepancies identified are to be reported to the Engineers before proceeding.

**STRUCTURAL & CIVIL ENGINEERS**  
UNIT No. 9, NS BUSINESS PARK,  
CASTLEBAR, COUNTY MAYO, IRELAND.  
Tel: +353 (0)94-9034914 Fax: +353 (0)94-9034698  
E-mail: info@structuraldesign.ie Web: www.structuraldesign.ie

**SDS**  
Structural Design Solutions Ltd

REV.	DATE	BY	DESCRIPTION
PL1	11.07.2022	MM	ISSUED FOR PLANNING

**LIDL IRELAND GmbH**

Project No: **PROPOSED NEW LIDL FOODSTORE AT NEWCASTLE, DUBLIN, CO. DUBLIN**

Drawn by: **SITE LAYOUT RAINWATER GARDEN DETAILS**

Scale	Paper Size	Date
AS SHOWN	A1	PLANNING
Drawn by: KM	Date: JUL 2021	Described by: MM
Project No: 22058	Drawn by: 1027	Project: PL1