

PROPOSED SITE BOUNDARY
OUTLINED RED
SITE AREA = 10399m² / 2.5 ACRES
1.04 HECTARES

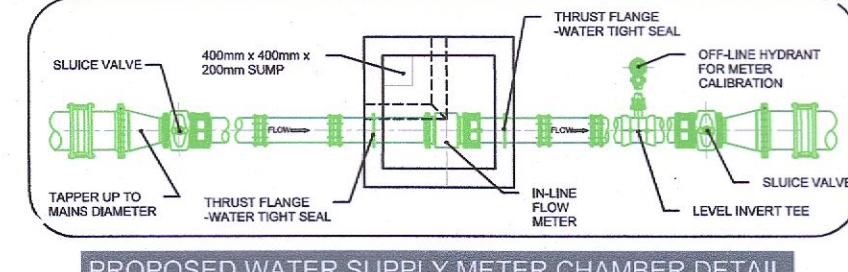
SITE LAYOUT PLAN SHOWING PROPOSED SERVICES
SCALE 1:250

OSI Copyright Licence 2022:
Ordnance Survey Ireland Data Reproduction under
Licence Number AR0068222/SDS (Structural Design
Solutions) Ltd. Unauthorised reproduction infringes
Ordnance Survey of Ireland & Government of Ireland
Copyright.
Ordnance Survey Ireland, Government of Ireland




PROPOSED SITE SERVICES - WATERMANS	
EXISTING IW WATERMAIN	---
PROPOSED WATERMAIN	PROF. 100mm Ø HDPE WATERMAIN
PROPOSED WATER METER	MM
WATERMAIN - AIR VALVE	AV
WATERMAIN - SLUICE VALVE	SV
PROPOSED FIRE HYDRANT	HH

NOTE:
- ALL EXISTING UNDERGROUND SERVICES ARE SHOWN AT APPROXIMATE LOCATIONS ONLY AND ALL SERVICES MUST BE CHECKED AND CONFIRMED ON SITE BEFORE CARRYING OUT ANY CONSTRUCTION WORK. PLASTIC PIPES CAN NOT BE CONFIRMED BY TOPOGRAPHIC SURVEY SO GAS, WATER, FIBRE-OPTIC AND OTHER SERVICES ARE SHOWN AT ASSUMED LOCATIONS.
- ALL EXISTING FOUL SEWER AND SURFACE WATER SERVICES TO BE GRUBBED UP AND REMOVED. ALL EXISTING UTILITY SERVICES ARE TO BE DECOMMISSIONED BY THE PROVIDER BEFORE ANY WORK PROCEEDS.




HYDRO BRAKE OPTIMUM DETAILS



IRISH WATER DISCLAIMER:
IRISH WATER GIVES THIS INFORMATION AS TO THE POSITION OF ITS UNDERGROUND NETWORK AS A GENERAL GUIDE ONLY ON THE STRICT UNDERSTANDING THAT IT IS BASED ON THE BEST AVAILABLE INFORMATION PROVIDED BY EACH LOCAL AUTHORITY IN IRELAND. IT SHOULD NOT BE RELIED UPON IN THE EVENT OF EXCAVATIONS OR OTHER WORKS BEING CARRIED OUT IN THE VICINITY OF THE NETWORK. THE ONUS IS ON THE PARTIES CARRYING OUT THE WORKS TO ENSURE THE EXACT LOCATION OF THE NETWORK IS IDENTIFIED PRIOR TO MECHANICAL WORKS BEING CARRIED OUT. SERVICE PIPES ARE NOT GENERALLY SHOWN BUT THEIR PRESENCE SHOULD BE ANTICIPATED.
© IRISH WATER

Easy to Install

Hydro-Brake® Optimum has a range of mounting options for ease of installation or can be supplied ready fitted into a manhole chamber (with or without a weir wall) for simple plug-and-play installation. There are no set-up or commissioning requirements.



DRAINAGE SERVICES - NOTES:

- ALL MANHOLES TO BE PRECAST CONCRETE IN ACCORDANCE WITH IRISH WATER STANDARDS.
 - ALL MANHOLES TO BE INSTALLED ON SITE TO BE FULLY SEALED
 - ALL MANHOLE COVERS TO BE DN400
 - ALL FOUL SEWER PIPES TO COMPLY WITH IRISH WATER SPECIFICATION & REQUIREMENTS
 - ALL FOUL SEWER AND SURFACE WATER PIPELINES TO HAVE AN AIR PRESSURE TEST CARRIED OUT IN ACCORDANCE WITH TGD PART H OF THE CURRENT BUILDING REGULATIONS.
 - ALL CONNECTIONS FROM SURFACE WATER GULLIES TO BE 150mm Ø MINIMUM.
 - ALL CONNECTIONS TO THE FOUL SEWER NETWORK TO BE THROUGH APPROVED INSPECTION CHAMBER AS PER IRISH WATER REQUIREMENTS STANDARD DETAIL REF. STD-WW-03
 - FINAL CONNECTION AND INVERT LEVELS TO BE VERIFIED BY MAIN CONTRACTOR PRIOR COMMENCING OF DRAINAGE WORKS. ANY DISCREPANCY TO BE NOTIFIED TO DESIGN ENGINEER BEFORE PROCEEDING.
 - JUMBO MIDI GREASE TRAP TO BE INSTALLED ON BAKERY DISCHARGE PIPE TO FOUL SEWER
 - REFER TO M&E DRAWINGS FOR DETAILS OF PUBLIC LIGHTING, ELECTRICITY SUPPLY, GATEKEEPER SYSTEM, TELECOM SUPPLY AND GAS SUPPLY IF AVAILABLE.
 - REFER TO EXISTING SITE SURVEY FOR DETAILS OF ALL EXISTING SERVICES. COVER LEVELS OF ALL EXISTING MANHOLES WHICH ARE BEING MAINTAINED TO BE ADJUSTED TO SUIT THE PROPOSED FINISHED GROUND LEVELS FOR NEW CAR PARK ARRANGEMENT.
- NOTE 2:
EXISTING SITE SURVEY TO BE VERIFIED ON SITE. ALL LEVELS, INVERTS, POSITIONS OF SERVICES, EXISTING WALLS, ROADS ETC TO BE CHECKED ON SITE AND ANY DISCREPANCIES NOTIFIED TO THE ENGINEER BEFORE WORKS PROCEED.

© THIS DRAWING IS PROTECTED BY COPYRIGHT AND IS THE PROPERTY OF SDS (Structural Design Solutions) Ltd. / SDS-UK Ltd. IT MAY NOT BE USED, REPRODUCED OR DISCLOSED TO ANYONE WITHOUT THE PRIOR WRITTEN APPROVAL OF THE AUTHORS.

CIVIL, STRUCTURAL & BUILDING ENGINEERS
DUBLIN • LONDON • CASTLEBAR • SPAIN

SDS
design engineers

Head Office: Unit 9, N5 Business Park, Castlebar, Co. Mayo F23 E283. Tel: +353 (0)94 9034914
Dublin: Silverdale, Old Swords Road, Dublin 9, D09 CA24. Tel: +353 (0)1 6877480
London: Bridge House, 25-27 The Bridge, Wokingham, Harrow, HA3 5AB. Tel: +44 (0)20-30266724
Spain: Calle Virgen de Guadalupe, 44. Urb. 23400. Jaen.
info@structuraldesign.ie Web: www.structuraldesign.ie

DRAWING NOTES:
1. This Drawing is to be read in conjunction with the relevant Specifications & other Architectural & Engineering Drawings. Engineers to be informed immediately of any discrepancies before work proceeds.
2. Do Not Scale from this Drawing - Metric Figured Dimension only are to be used.
3. It is the Contractor's responsibility to ensure that all works are carried out in accordance with the requirements of the current Building Regulations and all other statutory documents relevant to this project including the grant of planning permission, Fire Safety Certificate and Disability Access Certificate.
4. SDS (Structural Design Solutions) Ltd. / SDS-UK (Structural Design Solutions) Ltd. bear no liability for unilateral changes/modifications made during the course of construction based on the drawing prepared, without prior consultation and confirmation of acceptance of the revision by SDS (Structural Design Solutions) Ltd. / SDS-UK (Structural Design Solutions) Ltd.

REV.	DATE	BY	DESCRIPTION
PL-3	14.07.22	MM	ISSUED FOR PLANNING
PL-2	11.07.22	MM	ISSUED FOR PLANNING
PL-1	04.07.2022	AT	ISSUED FOR COMMENTS

Client: **LIDL IRELAND GmbH**

Project Title: **PROPOSED DEVELOPMENT OF LIDL STORE AT NEWCASTLE, DUBLIN, CO. DUBLIN**

Drawing Title: **SITE LAYOUT PLAN SHOWING PROPOSED SERVICES WATERMANS**

Scale	AS SHOWN	Sheet	A1	Status	PLANNING
Drawn by	MM	Date	JUNE 2022	Checked	TD
Project No.	22058	Drawing No.	1026	Revision	PL.3