















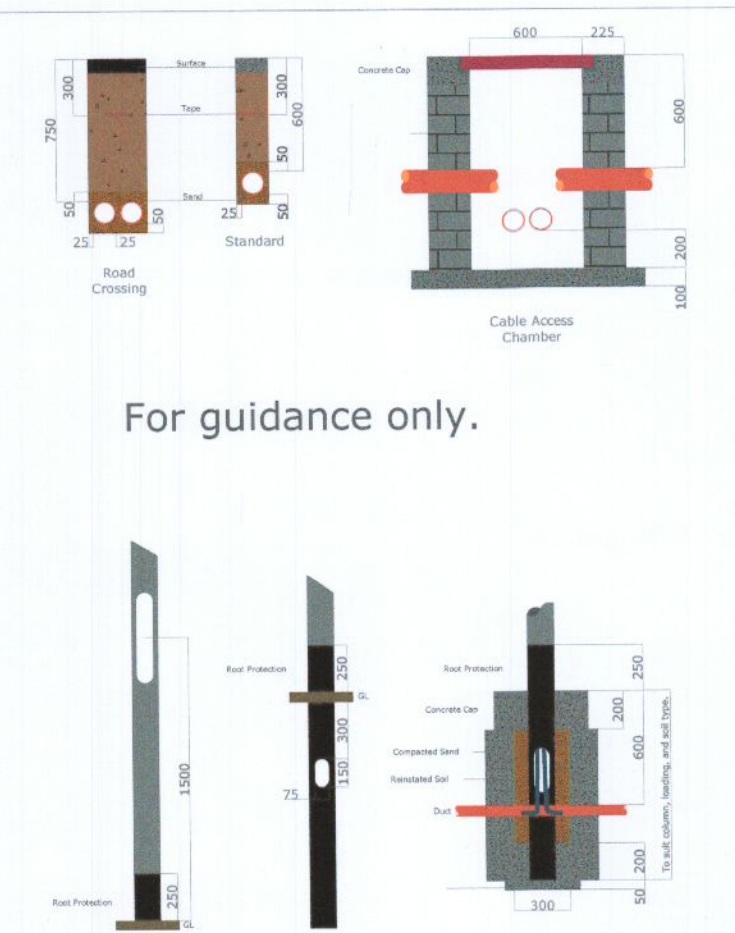


-  ASD Lighting HWD2-#4K12 300-S4 1.81klm in neutral white with 7 pin NEMA socket, DALI registered driver and CLO. Programmed to dim by 25% from 00:00 to 06:00. Mounted post top at zero degree inclination on 6m column. 12W connected load, averaged for CLO.
-  ASD Lighting HWD2-#4K12 300-S4 1.81klm and HWD2-#4K04 200-N3 0.4klm, both in neutral white with 7 pin NEMA socket, DALI registered driver and CLO. Programmed to dim by 25% from 00:00 to 06:00. Mounted on minimal outreach TEE bracket at zero degree inclination on 6m column. 12W and 4W each, connected load, averaged for CLO.
-  ASD Lighting HWD2-#4K12 300-S4 1.81klm in neutral white with 7 pin NEMA socket, DALI registered driver and CLO. Programmed to dim by 25% from 00:00 to 06:00. Mounted post top at zero degree inclination on 6m hinged column. 12W connected load, averaged for CLO.
-  ASD Lighting HWD2-#4K04 400-N3 0.74klm in neutral white with 7 pin NEMA socket, DALI registered driver and CLO. Programmed to dim by 25% from 00:00 to 06:00. Mounted post top at zero degree inclination on 6m column. 6W connected load, averaged for CLO.
-  ASD Lighting HWD2-#4K12 300-S8 1.73klm in neutral white with 7 pin NEMA socket, DALI registered driver and CLO. Programmed to dim by 25% from 00:00 to 06:00. Mounted post top at zero degree inclination on 6m column. 12W connected load, averaged for CLO.
-  ASD Lighting HWD2-#4K08 350-S4 1.38klm in neutral white with 7 pin NEMA socket, DALI registered driver and CLO. Programmed to dim by 25% from 00:00 to 06:00. Mounted post top at zero degree inclination on 6m column. 15W connected load, averaged for CLO.
-  ASD Lighting HWD2-#4K16 700-M2 3.95klm in neutral white with 7 pin NEMA socket, DALI registered driver and CLO. Programmed to dim by 25% from 00:00 to 06:00. Mounted post top at zero degree inclination on 6m column. 33W connected load, averaged for CLO.
-  ASD Lighting HWD2-#4K12 400-S4 2.29klm in neutral white with 7 pin NEMA socket, DALI registered driver and CLO. Programmed to dim by 25% from 00:00 to 06:00. Mounted post top at zero degree inclination on 6m column. 15W connected load, averaged for CLO.
-  ASD Lighting HWD2-#4K04 200-N3 0.4klm in neutral white with 7 pin NEMA socket, DALI registered driver and CLO. Programmed to dim by 25% from 00:00 to 06:00. Mounted post top at zero degree inclination on 6m column. 4W connected load, averaged for CLO.
-  Midt pillar installed and fitted out in accordance with South Dublin County Council specifications and I.S. 10191: Latest version. Not to be installed within 2m of CSP.
-  Cable access chamber constructed in accordance with South Dublin County Council specifications. Spare duct to be provided at each road crossing.
-  Ducts and cables to be laid in accordance with South Dublin County Council specifications and I.S. 10191: Latest version.
-  Cables can share duct.
-  Cable joints are not permitted.
-  9kN draw rope to be provided in each duct.
-  No element of public lighting can stand in, or pass under private property.



For guidance only.

Be advised that other services may exist that are not shown on this drawing. This drawing should not be taken as definitive or an indication that it is safe to dig.

Drawing title:	
Public Lighting Layout	
Project title:	
Clonburris, K1	
Client:	
Kelland Homes Ltd.	
Project number:	Date:
22047	30/5/22
Drawing number:	Revision:
22047 - 4	0
Document control:	Version:
TD 09	1.0

**Redmond Analytical Management Services Ltd.**  
 053 9231112 info@redmondams.ie www.redmondams.ie

