














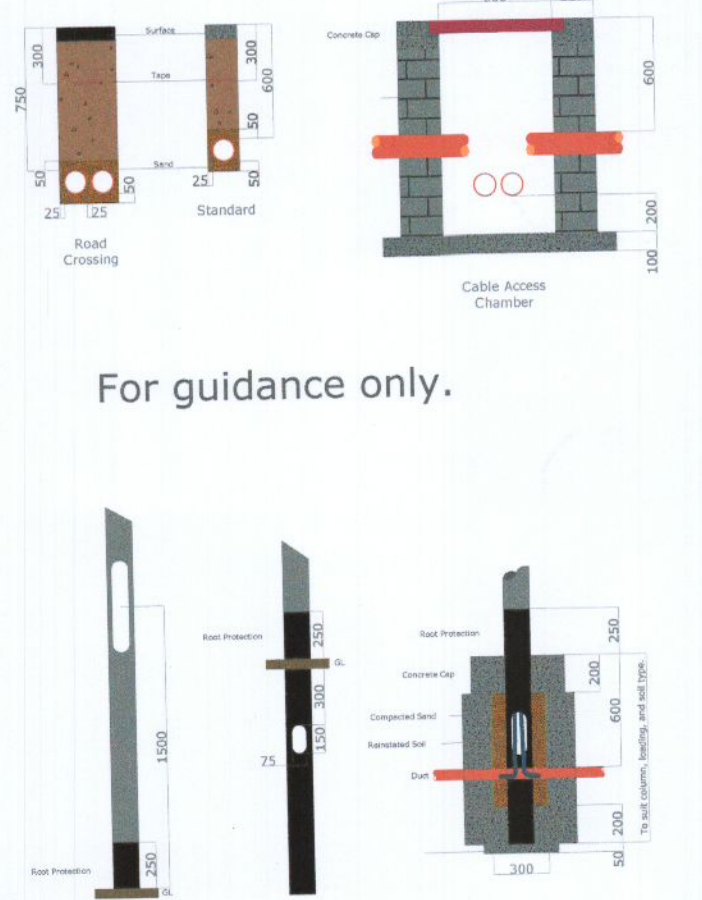




-  ASD Lighting HWD2-#4K12 300-54 1.814m in neutral white with 7 pin NEMA socket, DALI registered driver and CLO. Programmed to dim by 25% from 00:00 to 06:00. Mounted post top at zero degree inclination on 6m column. 12W connected load, averaged for CLO.
-  ASD Lighting HWD2-#4K12 300-54 1.814m and HWD2-#4K04 200-N3 0.44m, both in neutral white with 7 pin NEMA socket, DALI registered driver and CLO. Programmed to dim by 25% from 00:00 to 06:00. Mounted on minimal outreach TEE bracket at zero degree inclination on 6m column. 12W and 4W each, connected load, averaged for CLO.
-  ASD Lighting HWD2-#4K12 300-54 1.814m in neutral white with 7 pin NEMA socket, DALI registered driver and CLO. Programmed to dim by 25% from 00:00 to 06:00. Mounted post top at zero degree inclination on 6m hinged column. 12W connected load, averaged for CLO.
-  ASD Lighting HWD2-#4K04 400-N3 0.748m in neutral white with 7 pin NEMA socket, DALI registered driver and CLO. Programmed to dim by 25% from 00:00 to 06:00. Mounted post top at zero degree inclination on 6m hinged column. 6W connected load, averaged for CLO.
-  ASD Lighting HWD2-#4K12 300-54 1.736m in neutral white with 7 pin NEMA socket, DALI registered driver and CLO. Programmed to dim by 25% from 00:00 to 06:00. Mounted post top at zero degree inclination on 6m column. 12W connected load, averaged for CLO.
-  ASD Lighting HWD2-#4K08 330-54 1.384m in neutral white with 7 pin NEMA socket, DALI registered driver and CLO. Programmed to dim by 25% from 00:00 to 06:00. Mounted post top at zero degree inclination on 6m column. 10W connected load, averaged for CLO.
-  ASD Lighting HWD2-#4K16 700-42 3.953m in neutral white with 7 pin NEMA socket, DALI registered driver and CLO. Programmed to dim by 25% from 00:00 to 06:00. Mounted post top at zero degree inclination on 6m column. 33W connected load, averaged for CLO.
-  ASD Lighting HWD2-#4K12 400-54 2.296m in neutral white with 7 pin NEMA socket, DALI registered driver and CLO. Programmed to dim by 25% from 00:00 to 06:00. Mounted post top at zero degree inclination on 6m column. 15W connected load, averaged for CLO.
-  ASD Lighting HWD2-#4K04 200-N3 0.44m in neutral white with 7 pin NEMA socket, DALI registered driver and CLO. Programmed to dim by 25% from 00:00 to 06:00. Mounted post top at zero degree inclination on 6m column. 4W connected load, averaged for CLO.
-  Mid-pole installed and fitted out in accordance with South Dublin County Council specifications and I.S. 10101: Latest version. Not to be installed within 2m of CSP.
-  Cable access chamber constructed in accordance with South Dublin County Council specifications. Spare duct to be provided at each road crossing.
-  Ducts and cables to be laid in accordance with South Dublin County Council specifications and I.S. 10101: Latest version.
-  Cable joints are not permitted.
-  9M draw rope to be provided in each duct.
-  No element of public lighting can stand in, or pass under private property.



Be advised that other services may exist that are not shown on this drawing. This drawing should not be taken as definitive or an indication that it is safe to dig.

Drawing title:		Public Lighting Layout	
Project title:		Clonburris, K1	
Client:		Kelland Homes Ltd.	
Project number:	22047	Date:	30/5/22
Drawing number:	22047 - 1	Revision:	0
Read in conjunction with associated lighting calculations		Do not scale from drawing	
Document control: TD 09		Version: 1.0	

Redmond Analytical Management Services Ltd.
053 9231112 info@redmondams.ie www.redmondams.ie

