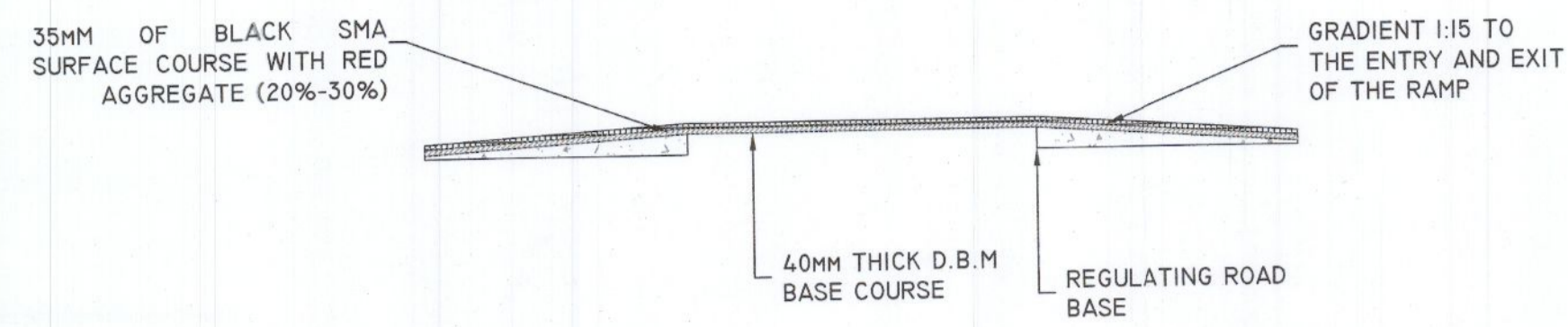
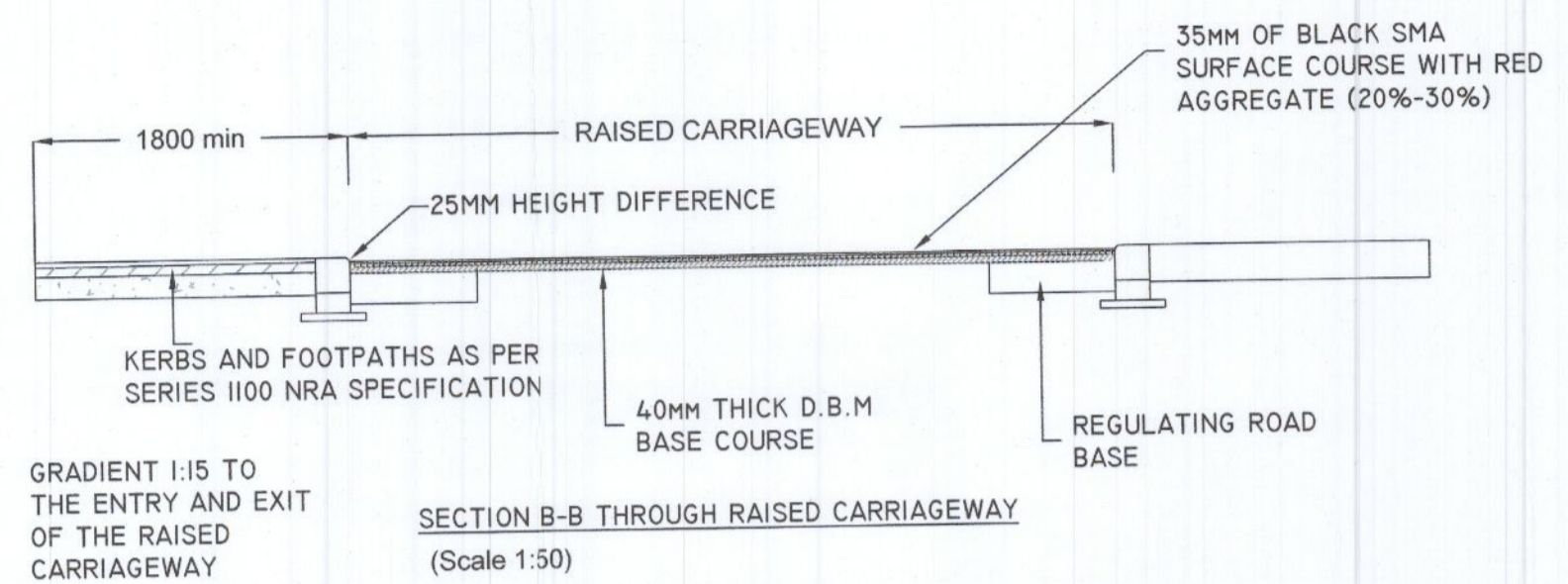


GENERAL NOTES

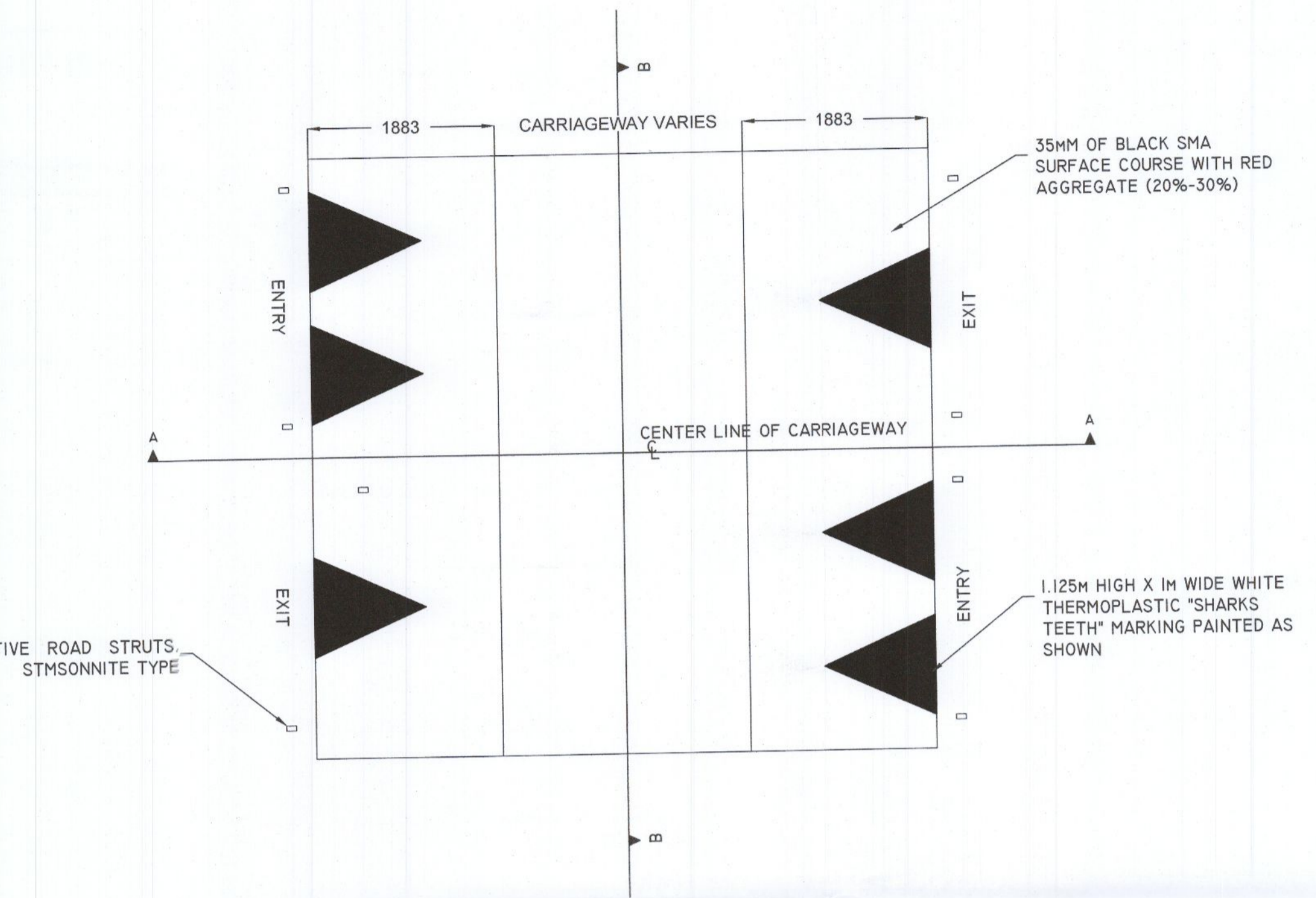
1. DO NOT SCALE THIS DRAWING. WORK ONLY TO FIGURED DIMENSIONS.
2. FOR ALL RELEVANT NOTES, REFER TO STRUCTURAL AND CIVIL ENGINEERING PERFORMANCE SPECIFICATION.
3. ANY DISCREPANCIES ARE TO BE REPORTED TO PINNACLE CONSULTING ENGINEERS IMMEDIATELY.
4. THIS DRAWING IS TO BE READ IN CONJUNCTION WITH ALL OTHER RELEVANT ENGINEERS, ARCHITECTS AND SUB-CONTRACTORS DRAWINGS AND DETAILS.




SECTION A-A



SECTION B-B THROUGH RAISED CARRIAGEWAY (Scale 1:50)



PLAN FOR RAISED SECTIONS OF CARRIAGEWAY (Scale 1:50)



REV	DESCRIPTION	BY	CHK	DATE

CLIENT
KELLAND HOMES LTD

PROJECT
CLONBURRIS

DRAWING TITLE
**ROAD CONSTRUCTION DETAILS
RAMP DETAILS**

PINNACLE
CONSULTING ENGINEERS

GROSVENOR COURT,
67A PATRICK STREET,
DUN LAOGHAIRE,
COUNTY DUBLIN
IRELAND. TELEPHONE: +353 1231 1041
WELWYN GARDEN CITY | NORWICH | LONDON | THE HAGUE

DRAWING STATUS			
SCALE @ A1	DATE	DRAWN BY	CHECKED
1:1000	APRIL '22	RK	RK
DRG NO.	REVISION		
P200306-PIN-XX-DR-D-0024-SI	P01		