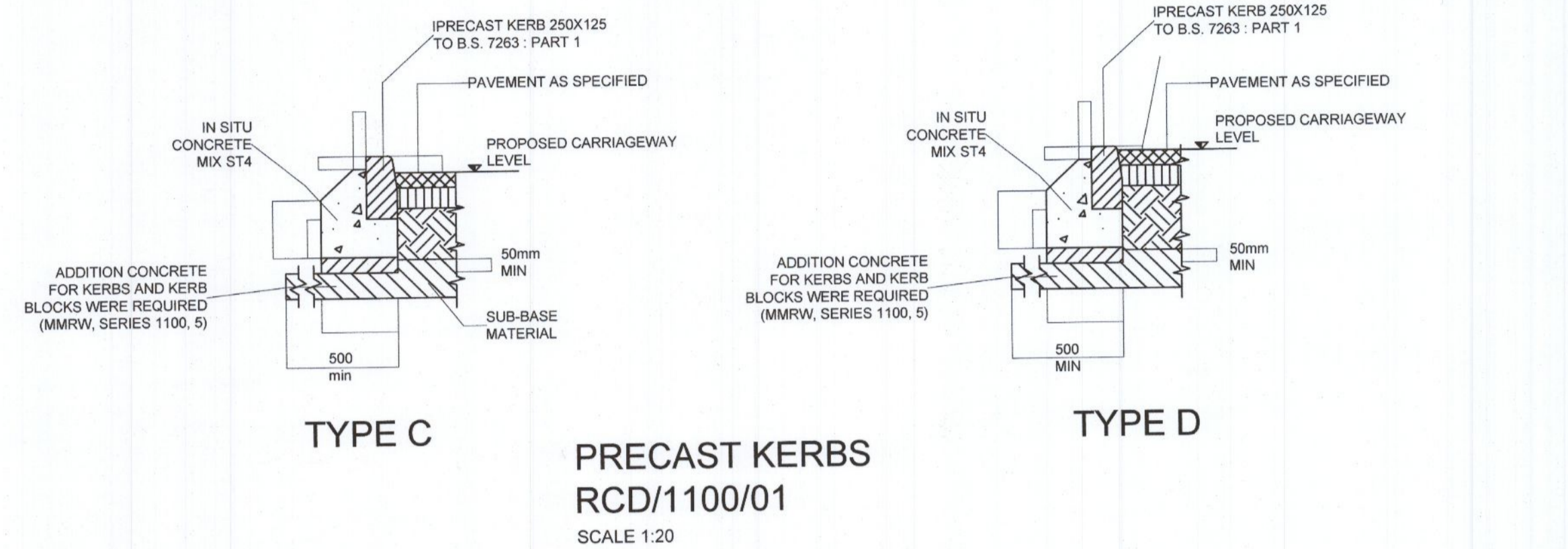
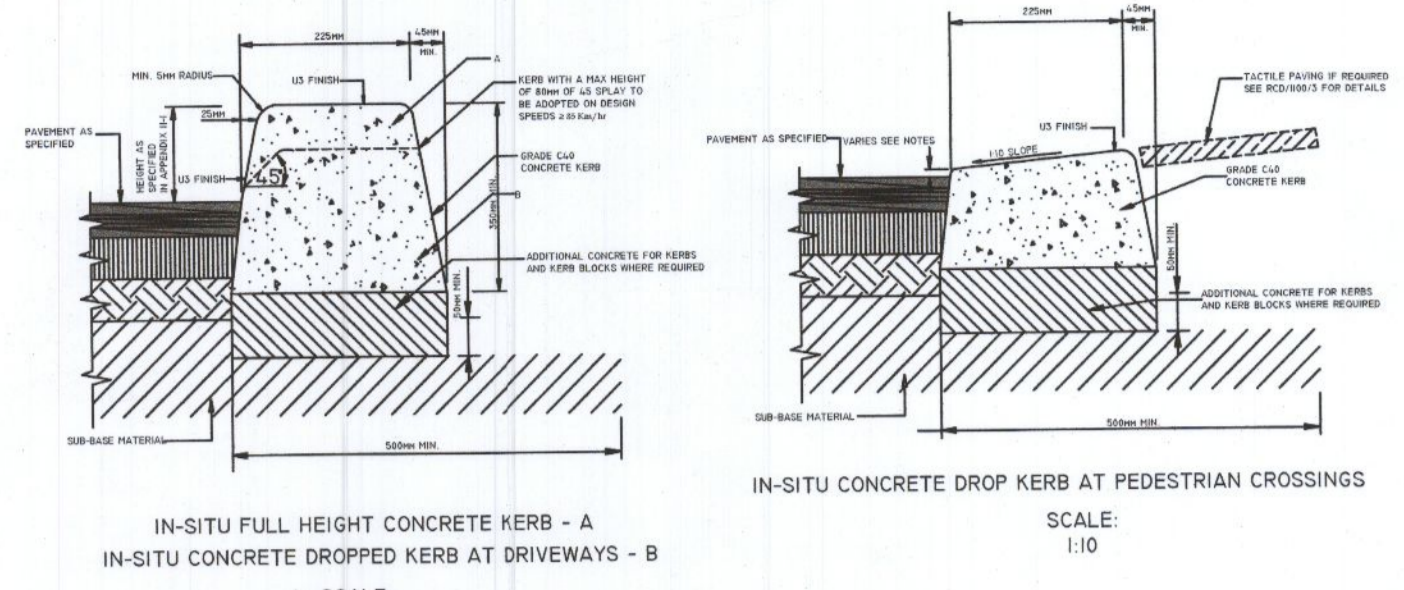
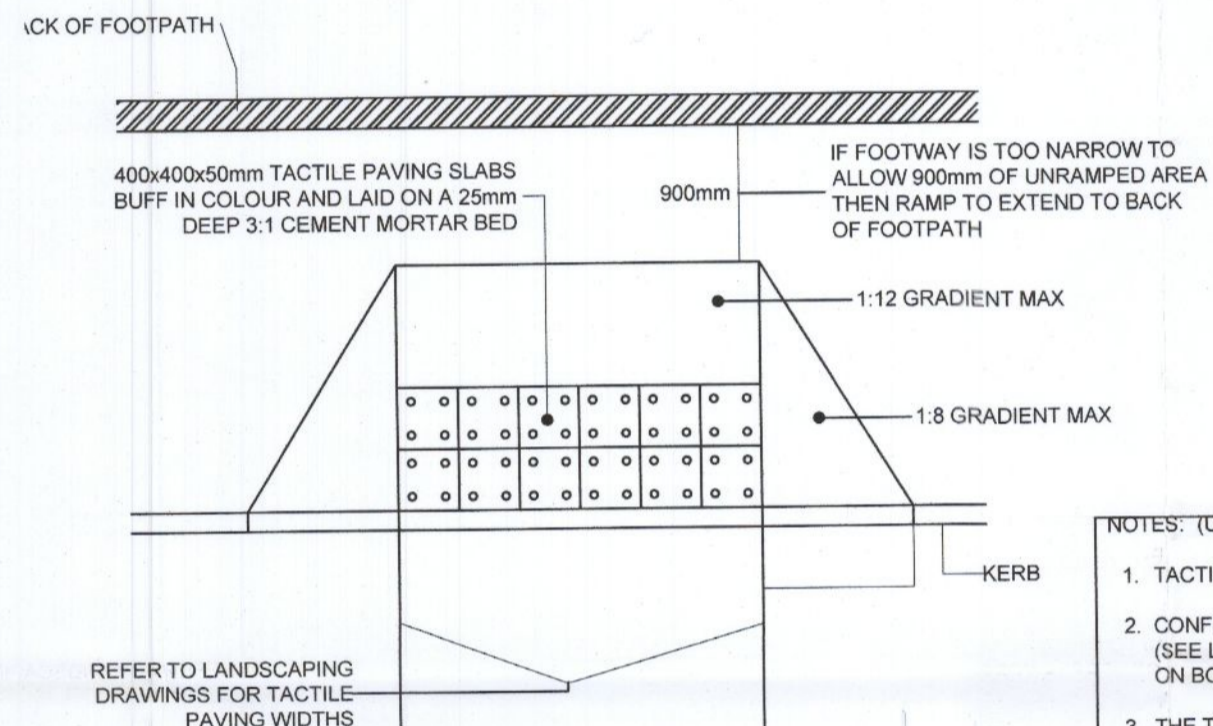
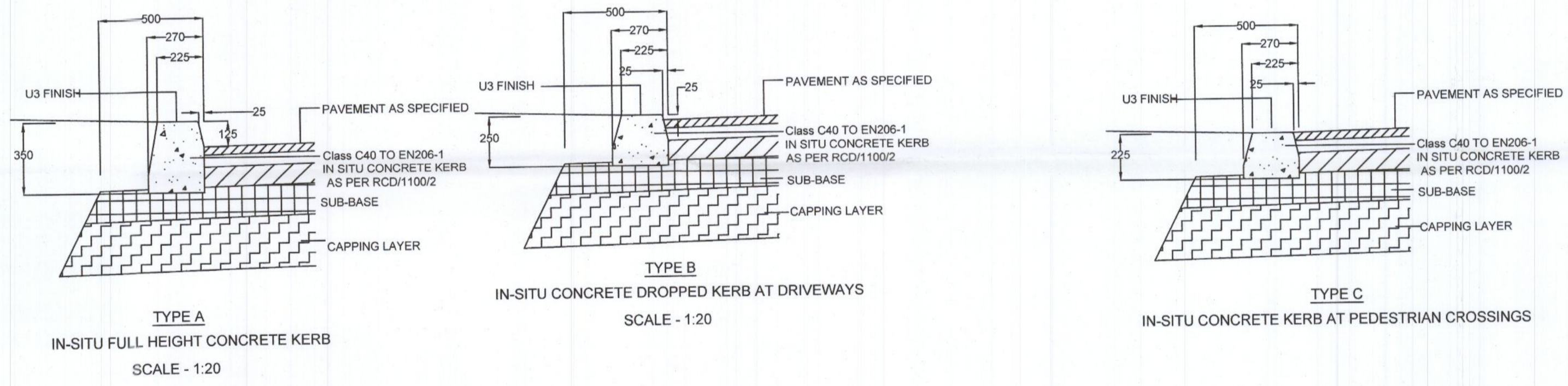


NOTES:
 1. ALL DIMENSIONS ARE IN MILLIMETERS.
 2. PRECAST KERBS SHALL BE LAID AND LEVELLED IN ACCORDANCE WITH B.S. 7533 - PART 4.
 3. A RAISED LIP OF 25mm SHOULD BE USED FOR VEHICULAR ENTRANCES.
 4. A RAISED LIP OF 0-6mm SHOULD BE USED FOR PEDESTRIAN CROSSINGS.

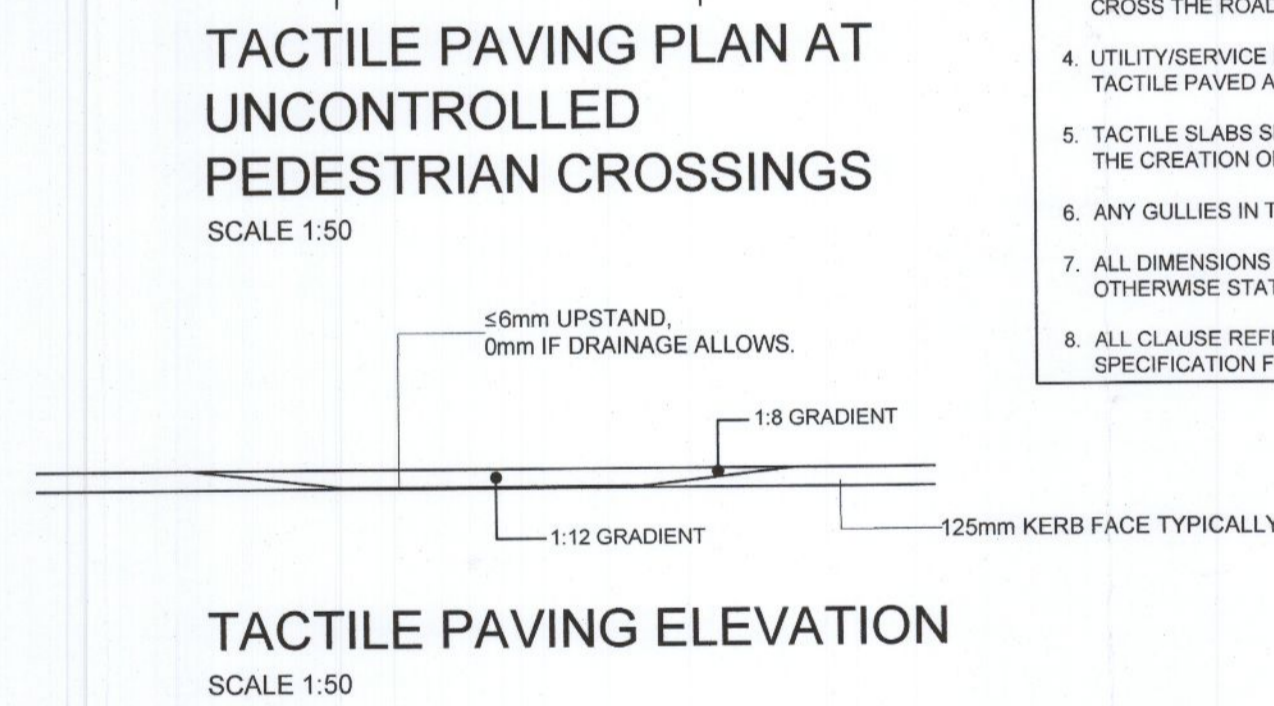
NOTES:
 1. IN SITU CONCRETE KERBS SHALL COMPLY WITH THE RECOMMENDATIONS OF B.S. 5931.
 2. KERBS SHALL BE PROTECTED FROM THE EFFECTS OF ADVERSE WEATHER UNTIL CURED.
 3. DROP KERB HEIGHT VARIES FROM 25mm FOR VEHICULAR ACCESSES AND 0-6mm FROM PEDESTRIAN CROSSINGS.




PRECAST KERBS
 RCD/1100/01
 SCALE 1:20



NOTES: (UNCONTROLLED)
 1. TACTILE PAVING SLABS 400x400mm BUFF IN COLOUR.
 2. CONFIGURATION TO BE 2 ROWS, OF X NUMBER WIDE (SEE LANDSCAPING DRAWINGS), 400mm sq. TACTILE TILES ON BOTH SIDES OF THE ROAD.
 3. THE TACTILE DOMES ON THE TILES MUST BE LINED UP TO GIVE THE DIRECTION OF TRAVEL IN ORDER TO CROSS THE ROAD STRAIGHT.
 4. UTILITY/SERVICE BOXES SHOULD NOT BE LOCATED IN TACTILE PAVED AREAS WHERE POSSIBLE.
 5. TACTILE SLABS SHALL BE CUT SO AS TO MINIMIZE THE CREATION OF SLIVERS ALONG THE KERBLINE.
 6. ANY GULLIES IN THE CROSSING TO BE RELOCATED.
 7. ALL DIMENSIONS ARE IN MILLIMETRES UNLESS OTHERWISE STATED.
 8. ALL CLAUSE REFERENCES RELATE TO VOLUME 1 SPECIFICATION FOR ROAD WORKS (NRA).



GENERAL NOTES
 1. DO NOT SCALE THIS DRAWING. WORK ONLY TO FIGURED DIMENSIONS.
 2. FOR ALL RELEVANT NOTES, REFER TO STRUCTURAL AND CIVIL ENGINEERING PERFORMANCE SPECIFICATION.
 3. ANY DISCREPANCIES ARE TO BE REPORTED TO PINNACLE CONSULTING ENGINEERS IMMEDIATELY.
 4. THIS DRAWING IS TO BE READ IN CONJUNCTION WITH ALL OTHER RELEVANT ENGINEERS, ARCHITECTS AND SUB-CONTRACTORS DRAWINGS AND DETAILS.
 5. ALL TACTILE PAVING TO BE IN ACCORDANCE WITH CO CO KILDARE DRAWING NO. 2



REV	DESCRIPTION	BY	CHK	DATE
-	-	-	-	-

CLIENT
 KELLAND HOMES LTD

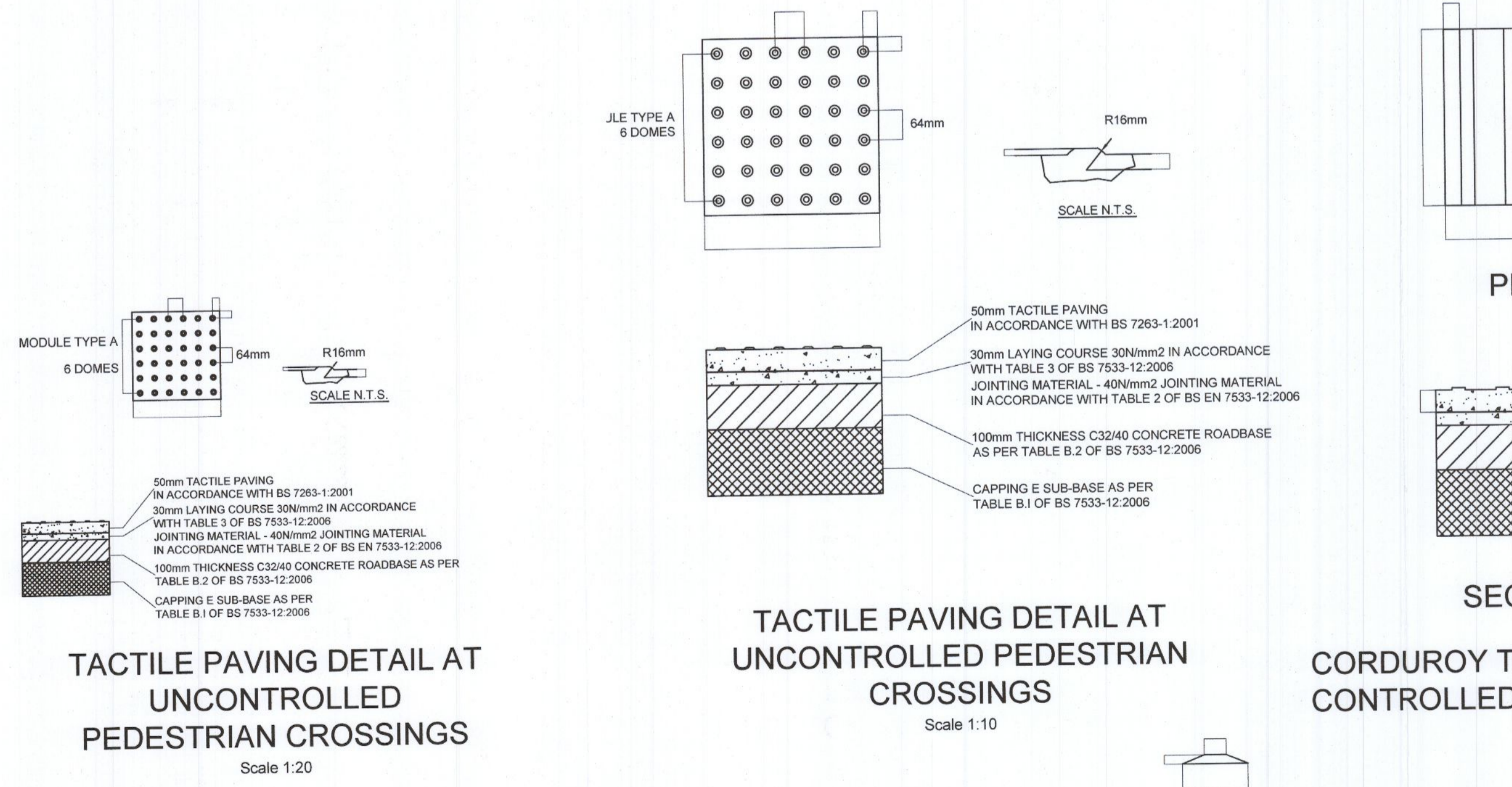
PROJECT
 CLONBURRIS

DRAWING TITLE
 ROAD CONSTRUCTION DETAILS
 KERB DETAILS

PINNACLE
 CONSULTING ENGINEERS

GROSVENOR COURT,
 67A PATRICK STREET,
 DUN LAOGHAIRE,
 COUNTY DUBLIN
 IRELAND
 TELEPHONE: +353 1231 1041
 WELWYN GARDEN CITY | NORWICH | LONDON | THE HAGUE

DRAWING STATUS			
PLANNING			
SCALE @ AI	DATE	DRAWN BY	CHECKED
NTS	APRIL '22	RK	RK
DRG NO.	REVISION		
P200306-PIN-XX-DR-D-0021	P01		



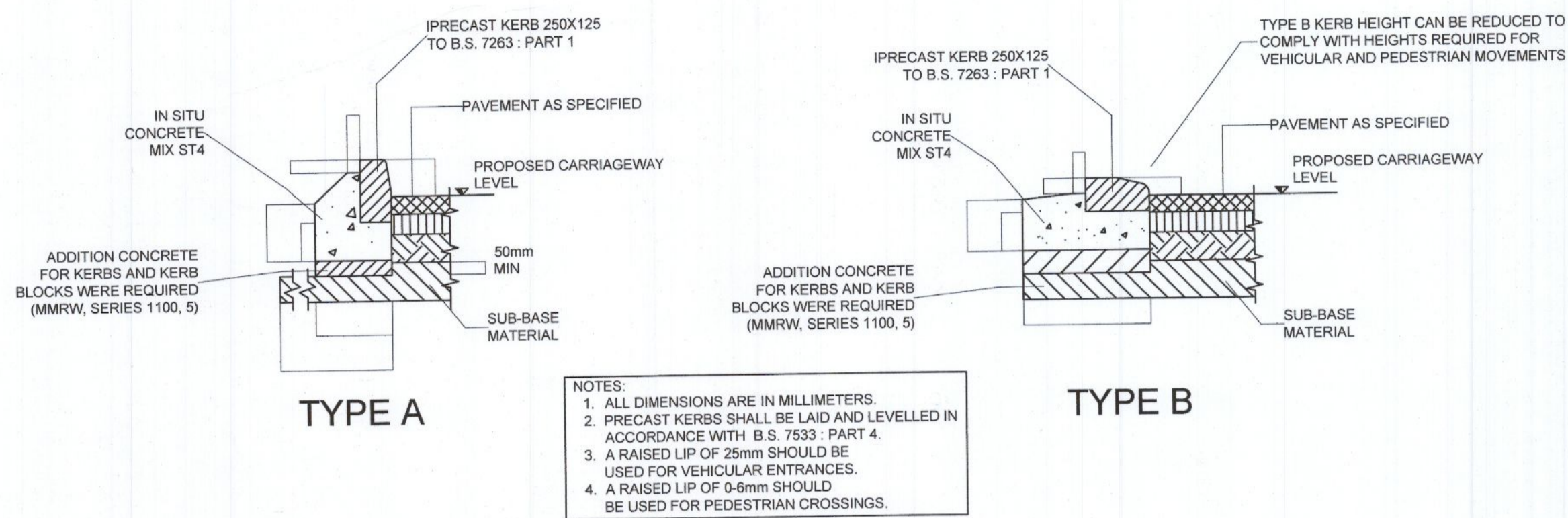
TACTILE PAVING DETAIL AT UNCONTROLLED PEDESTRIAN CROSSINGS
 Scale 1:20

TACTILE PAVING DETAIL AT UNCONTROLLED PEDESTRIAN CROSSINGS
 Scale 1:10

CORDUROY TACTILE PAVING DETAIL AT CONTROLLED PEDESTRIAN CROSSINGS

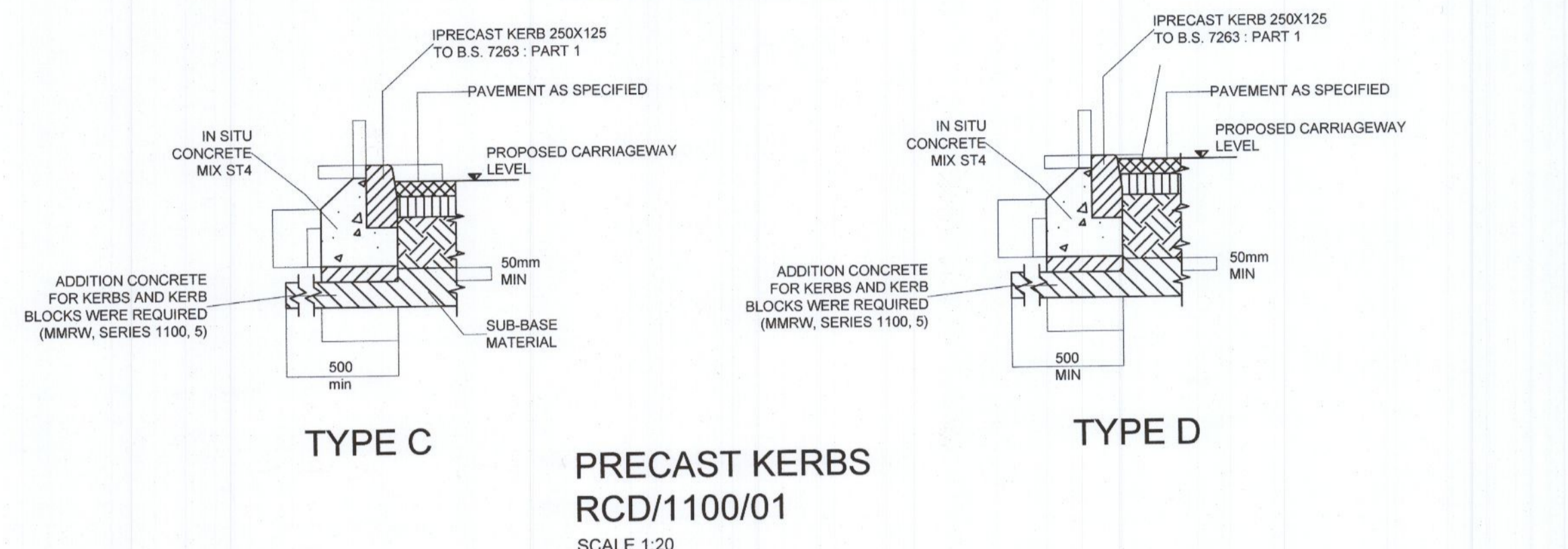
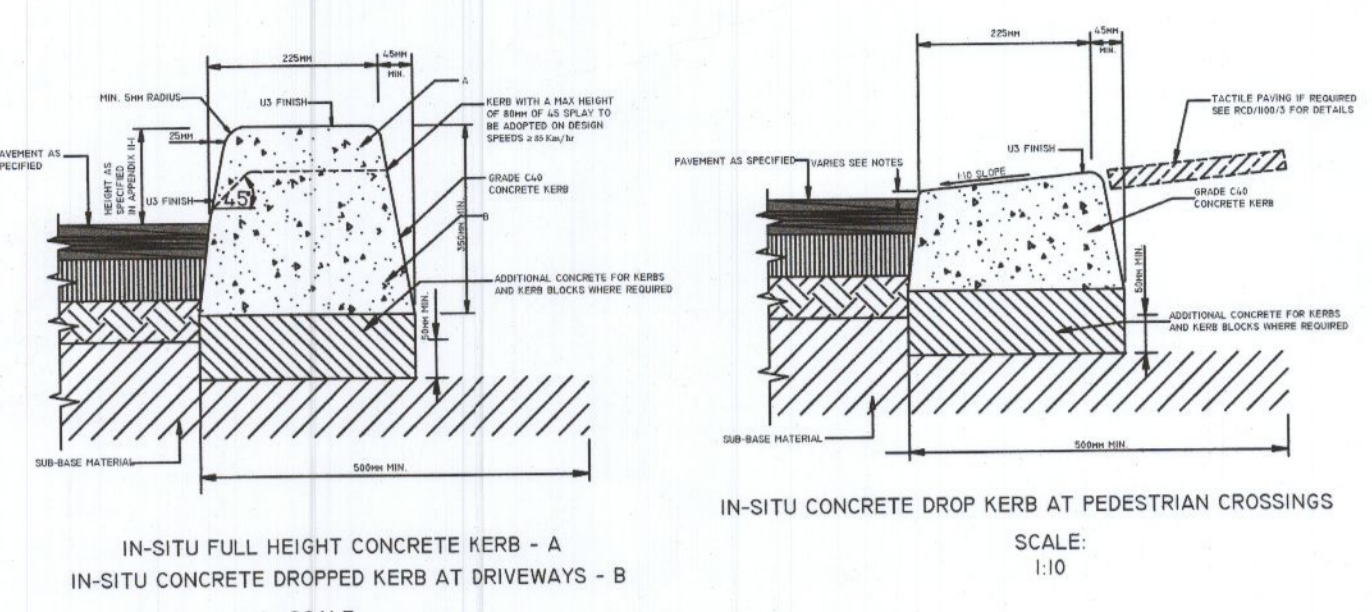
SECTION THROUGH CENTRAL DELINEATOR STRIP

REF: P200306

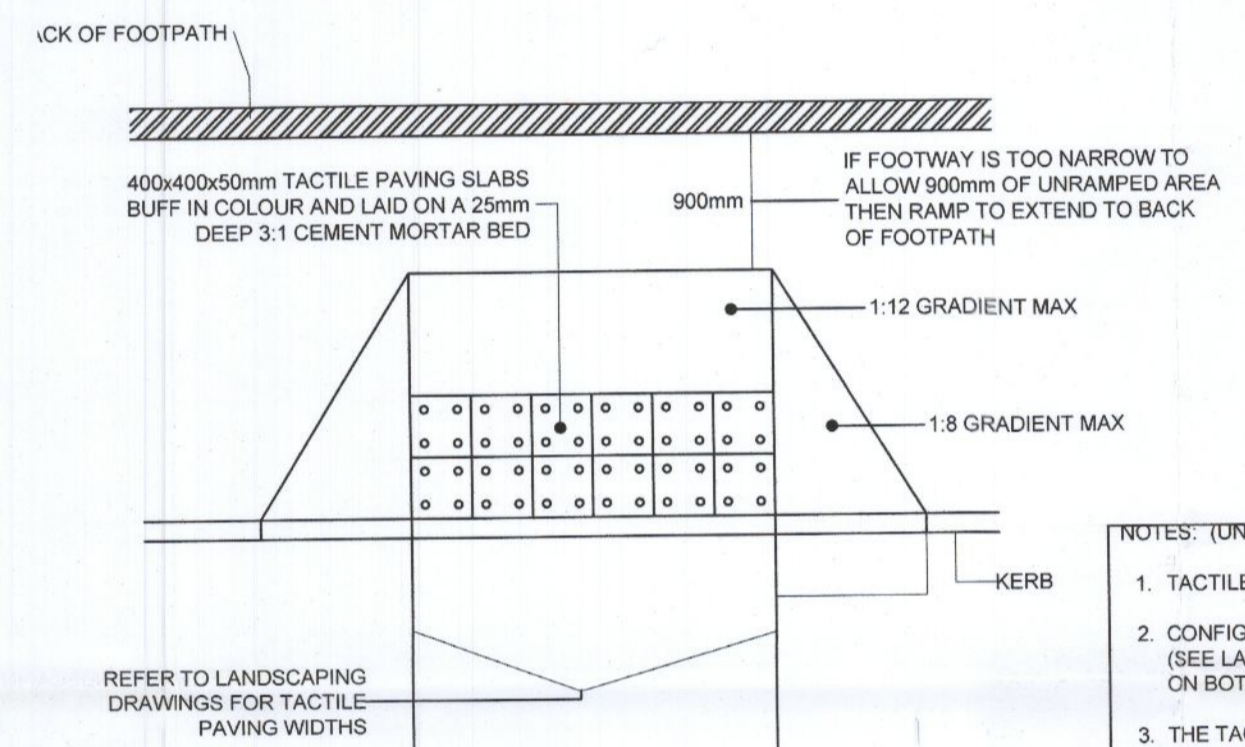
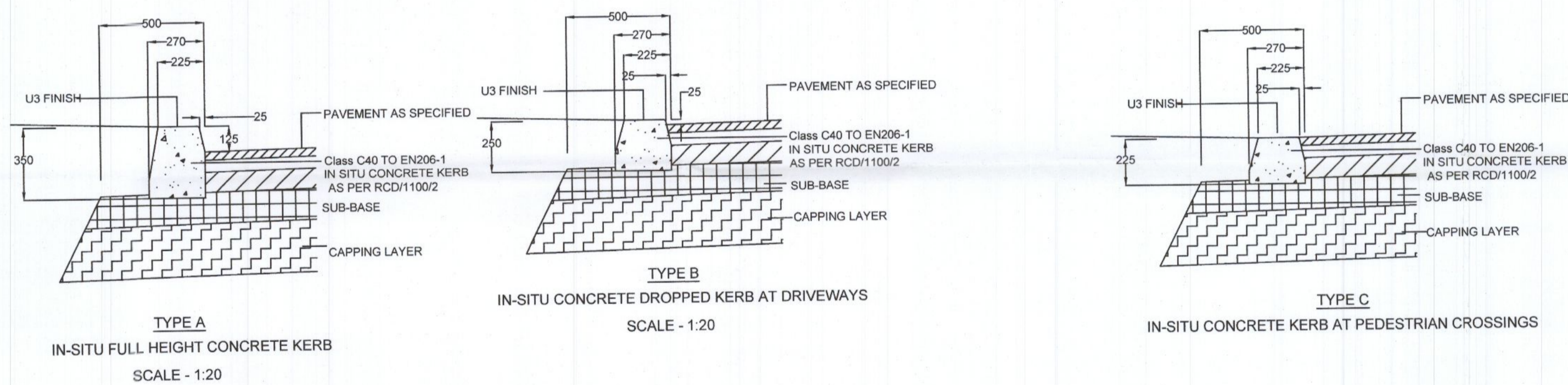


NOTES:
 1. ALL DIMENSIONS ARE IN MILLIMETERS.
 2. PRECAST KERBS SHALL BE LAID AND LEVELLED IN ACCORDANCE WITH B.S. 7533 : PART 4.
 3. A RAISED LIP OF 25mm SHOULD BE USED FOR VEHICULAR ENTRANCES.
 4. A RAISED LIP OF 0-6mm SHOULD BE USED FOR PEDESTRIAN CROSSINGS.

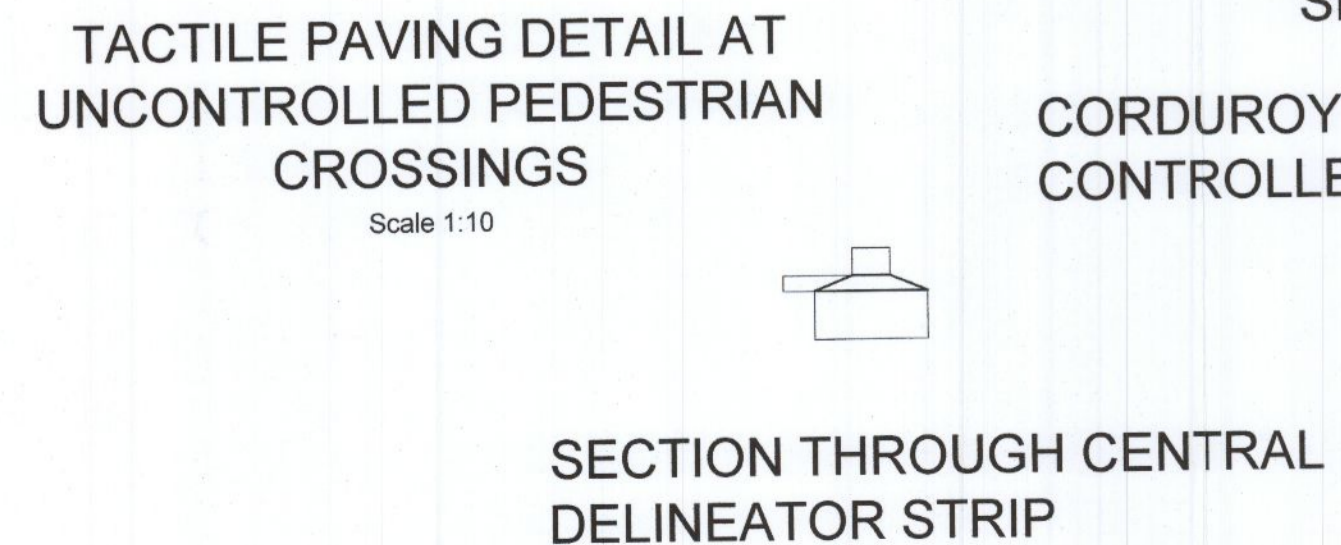
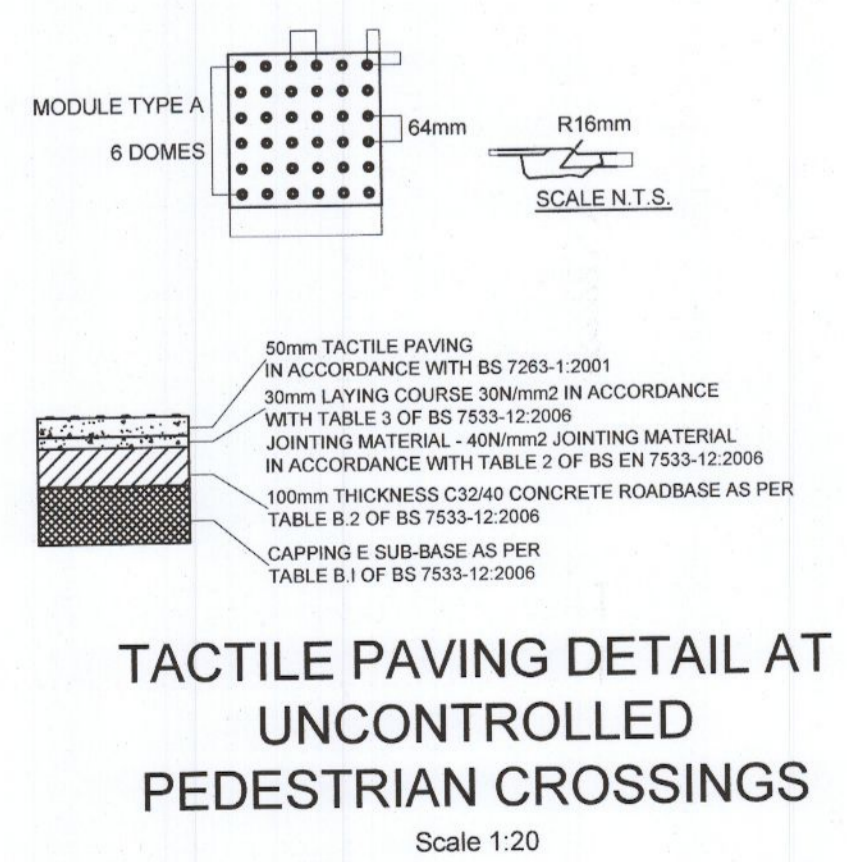
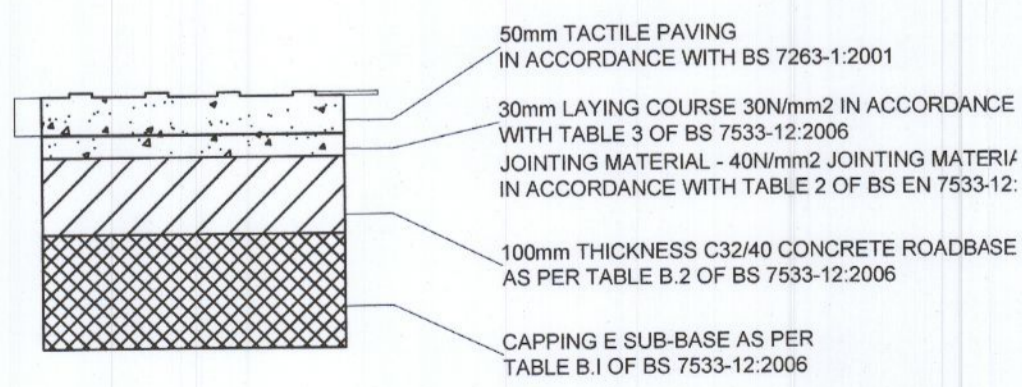
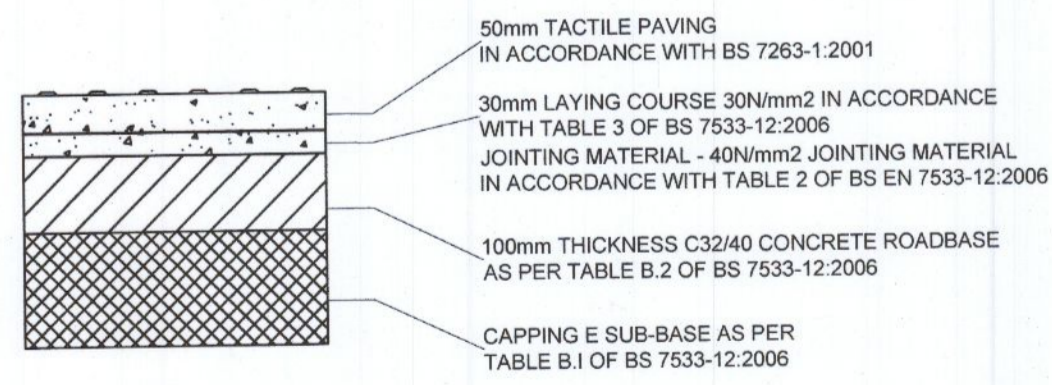

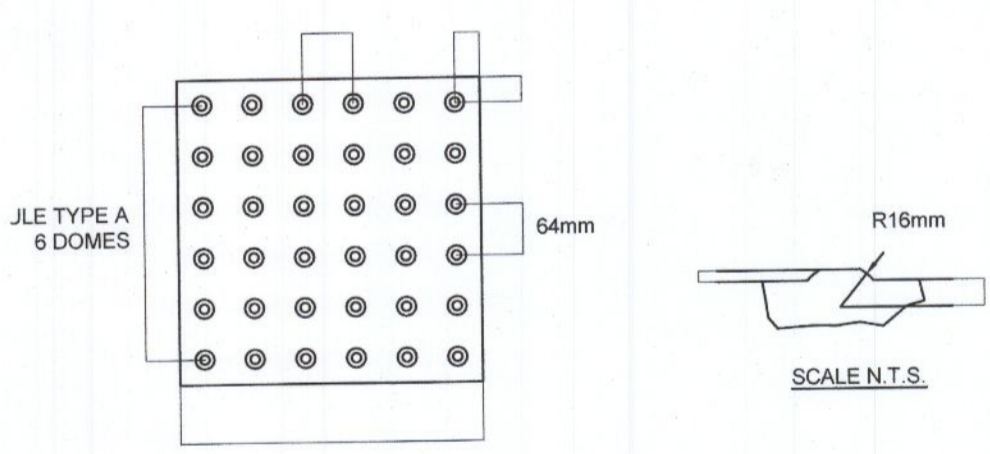
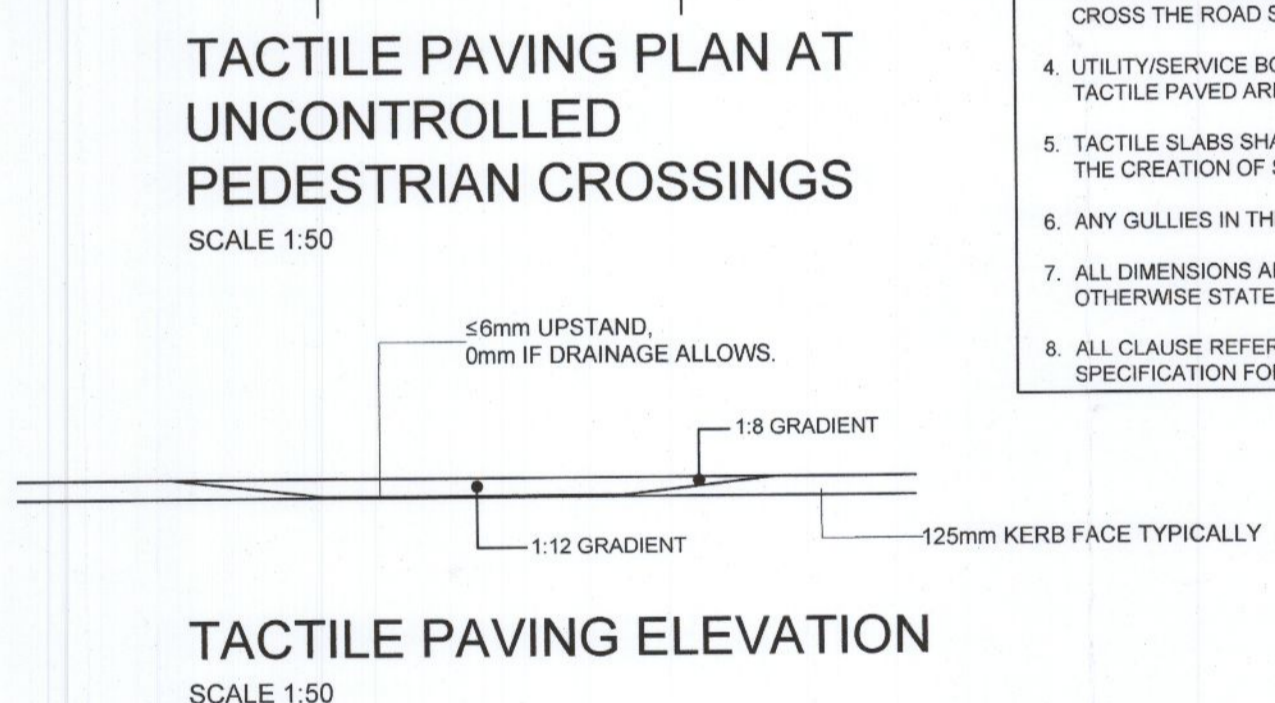
NOTES:
 1. IN SITU CONCRETE KERBS SHALL COMPLY WITH THE RECOMMENDATIONS OF B.S. 5931
 2. KERBS SHALL BE PROTECTED FROM THE EFFECTS OF ADVERSE WEATHER UNTIL CURED.
 3. DROP KERB HEIGHT VARIES FROM 25mm FOR VEHICULAR ACCESSES AND 0-6mm FROM PEDESTRIAN CROSSINGS.




PRECAST KERBS
 RCD/1100/01
 SCALE 1:20



NOTES: (UNCONTROLLED)
 1. TACTILE PAVING SLABS 400x400mm BUFF IN COLOUR.
 2. CONFIGURATION TO BE 2 ROWS, OF X NUMBER WIDE (SEE LANDSCAPING DRAWINGS), 400mm sq. TACTILE TILES ON BOTH SIDES OF THE ROAD.
 3. THE TACTILE DOMES ON THE TILES MUST BE LINED UP TO GIVE THE DIRECTION OF TRAVEL IN ORDER TO CROSS THE ROAD STRAIGHT.
 4. UTILITY/SERVICE BOXES SHOULD NOT BE LOCATED IN TACTILE PAVED AREAS WHERE POSSIBLE.
 5. TACTILE SLABS SHALL BE CUT SO AS TO MINIMIZE THE CREATION OF SLIVERS ALONG THE KERBLINE.
 6. ANY GULLIES IN THE CROSSING TO BE RELOCATED.
 7. ALL DIMENSIONS ARE IN MILLIMETRES UNLESS OTHERWISE STATED.
 8. ALL CLAUSE REFERENCES RELATE TO VOLUME 1 SPECIFICATION FOR ROAD WORKS (NRA).



GENERAL NOTES
 1. DO NOT SCALE THIS DRAWING. WORK ONLY TO FIGURED DIMENSIONS.
 2. FOR ALL RELEVANT NOTES, REFER TO STRUCTURAL AND CIVIL ENGINEERING PERFORMANCE SPECIFICATION.
 3. ANY DISCREPANCIES ARE TO BE REPORTED TO PINNACLE CONSULTING ENGINEERS IMMEDIATELY.
 4. THIS DRAWING IS TO BE READ IN CONJUNCTION WITH ALL OTHER RELEVANT ENGINEERS, ARCHITECTS AND SUB-CONTRACTORS DRAWINGS AND DETAILS.
 5. ALL TACTILE PAVING TO BE IN ACCORDANCE WITH CO CO KILDARE DRAWING NO. 2



REV	DESCRIPTION	BY	CHK	DATE
-	-	-	-	-

CLIENT
KELLAND HOMES LTD

PROJECT
CLONBURRIS

DRAWING TITLE
**ROAD CONSTRUCTION DETAILS
 KERB DETAILS**

PINNACLE
 CONSULTING ENGINEERS

GROSVENOR COURT,
 67A PATRICK STREET,
 DUN LAOGHAIRE,
 COUNTY DUBLIN
 IRELAND
 TELEPHONE: +353 1231 1041
 WELWYN GARDEN CITY | NORWICH | LONDON | THE HAGUE

DRAWING STATUS			
PLANNING			
SCALE @ AI	DATE	DRAWN BY	CHECKED
NTS	APRIL '22	RK	RK
DRG NO.	REVISION		REF.
P200306-PIN-XX-DR-D-002I	P01		P200306

COPYRIGHT PINNACLE