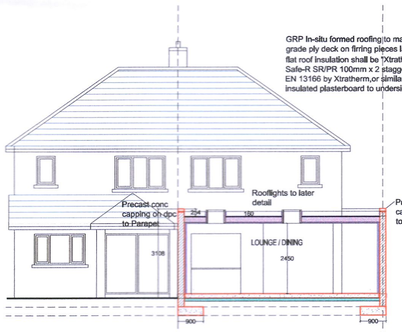

GRP In-situ formed roofing to manufacturers/suppliers specification on marine grade ply deck on firring pieces laid to falls on 175 x 50 joists @ 400mm ctc bridged flat roof Insulation shall be "Xtratherm"
Safe-R SR/PR 100mm x 2 staggered layer to 200mm between joists manufactured to EN 13166 by Xtratherm,or similar approved - apply air-tight membrane with 47mm insulated plasterboard to underside of joists

Floor Construction
Selected floor finish on 75mm screed incorporating under floor heating pipe network on 150mm "Xtratherm" Thin-R XT/UF under screed insulation to or similar approved on 150mm 25N concrete slab on anti radon DPM barrier sealed and taped to air tight membrane brought up external and internal rising walls and sealed to dpc and all penetrating services pipeworkwell on levelled sand blinding over min 150mm vibrated and consolodated hardcore

SECTION A-A (1:100)

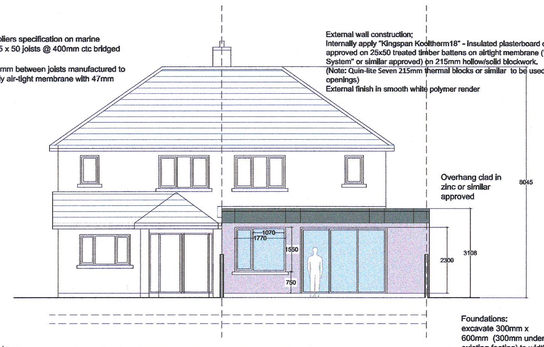

External wall construction;
Internally apply "Kingspan Kooltherm18" - insulated plasterboard or similar approved on 25x50 treated timber battens on airtight membrane ("ISOVAR VARIO - System" or similar approved) on 215mm hollow/solid blockwork.
(Note: Quin-lite Seven 215mm thermal blocks or similar to be used at all blockwork openings)
External finish in smooth white polymer render

Foundations:
excavate 300mm x 600mm (300mm under existing footing) to width of new footing fill with 35N conc and A393 mesh to specification and pour continious with new strip foundation

PROPOSED SOUTH ELEVATION (REAR) (1:100)

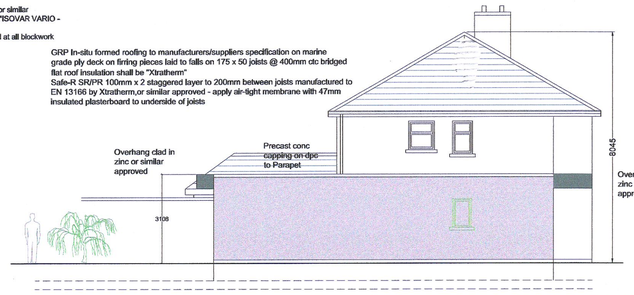

GRP In-situ formed roofing to manufacturers/suppliers specification on marine grade ply deck on firring pieces laid to falls on 175 x 50 joists @ 400mm ctc bridged flat roof Insulation shall be "Xtratherm"
Safe-R SR/PR 100mm x 2 staggered layer to 200mm between joists manufactured to EN 13166 by Xtratherm,or similar approved - apply air-tight membrane with 47mm insulated plasterboard to underside of joists

Excavate foundations to formation level to required widths and depth clear spoil from site
lay A393 mesh on spacers to base of footing trench to allow for 50mm cover
Pour 35N Concrete to minimum 300mm depth
Fit Radon sump and associated pipework to external monitoring riser
fit all pipework associated with underground services allowing for all pop up services through slab

PROPOSED WEST ELEVATION (SIDE) (1:100)

PROPOSED NORTH ELEVATION (FRONT) (1:100)

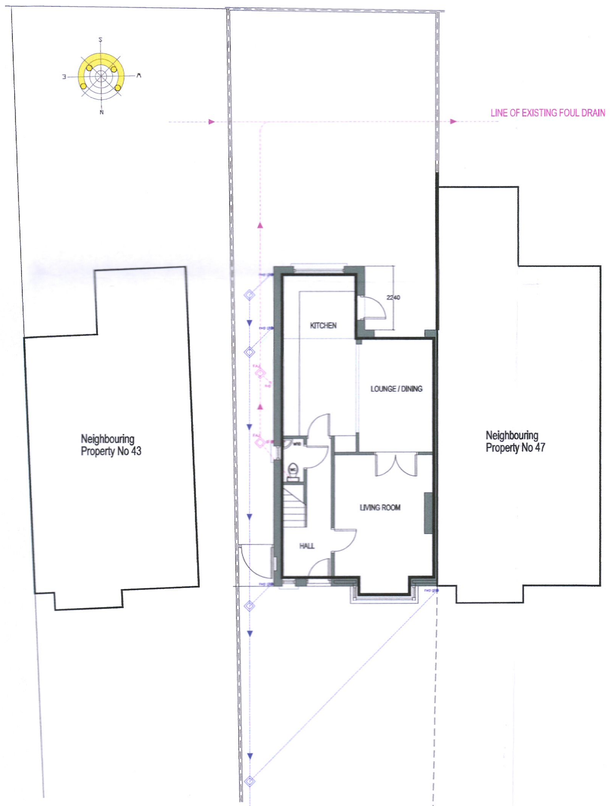

EXISTING GROUND FLOOR PLAN (1:100)

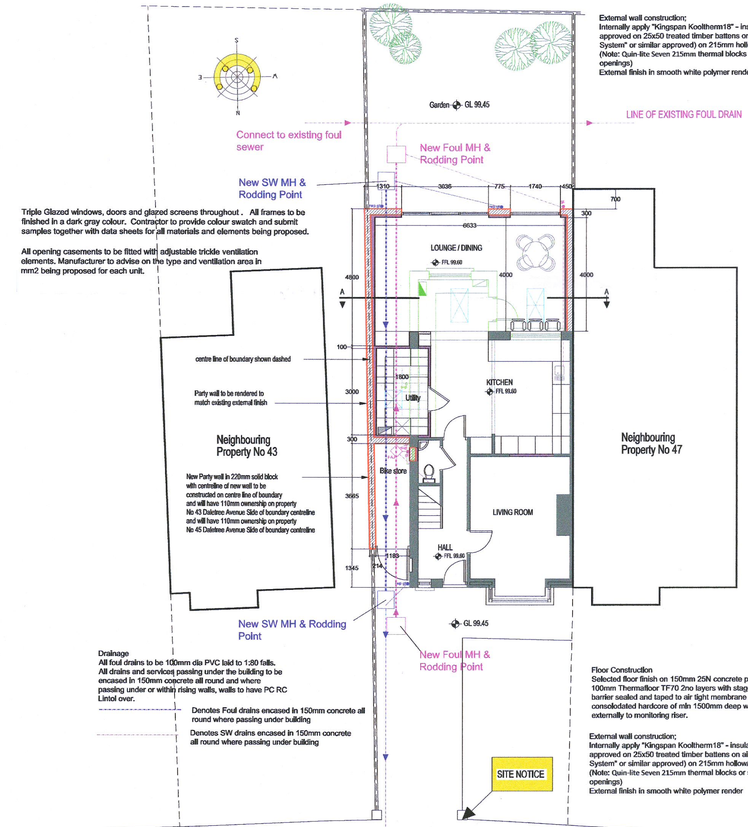

External wall construction;
Internally apply "Kingspan Kooltherm18" - insulated plasterboard or similar approved on 25x50 treated timber battens on airtight membrane ("ISOVAR VARIO - System" or similar approved) on 215mm hollow/solid blockwork.
(Note: Quin-lite Seven 215mm thermal blocks or similar to be used at all blockwork openings)
External finish in smooth white polymer render

Triple Glazed windows, doors and glazed screens throughout. All frames to be finished in a dark gray colour. Contractor to provide colour swatch and submit samples together with data sheets for all materials and elements being proposed.

All opening casements to be fitted with adjustable trickle ventilation elements. Manufacturer to advise on the type and ventilation area in mm2 being proposed for each unit.

Drainage
All foul drains to be 100mm dia PVC laid to 1:80 falls.
All drains and services passing under the building to be encased in 150mm concrete all round and where passing under or within rising walls, walls to have PC RC Lintel over.

Denotes Foul drains encased in 150mm concrete all round where passing under building

Denotes SW drains encased in 150mm concrete all round where passing under building

Floor Construction
Selected floor finish on 150mm 25N concrete powerfloated slab on 2no. layers of "Kingspan 100mm Thermafloor TF70 2no layers with staggered joints (200mm total) on anti radon DPM barrier sealed and taped to air tight membrane at all wall junctions on well blinded and consolodated hardcore of min 1500mm deep with proprietary radon sump fitted and piped externally to monitoring riser.

External wall construction;
Internally apply "Kingspan Kooltherm18" - insulated plasterboard or similar approved on 25x50 treated timber battens on airtight membrane ("ISOVAR VARIO - System" or similar approved) on 215mm hollow/solid blockwork.
(Note: Quin-lite Seven 215mm thermal blocks or similar to be used at all blockwork openings)
External finish in smooth white polymer render

PROPOSED GROUND FLOOR PLAN (1:100)

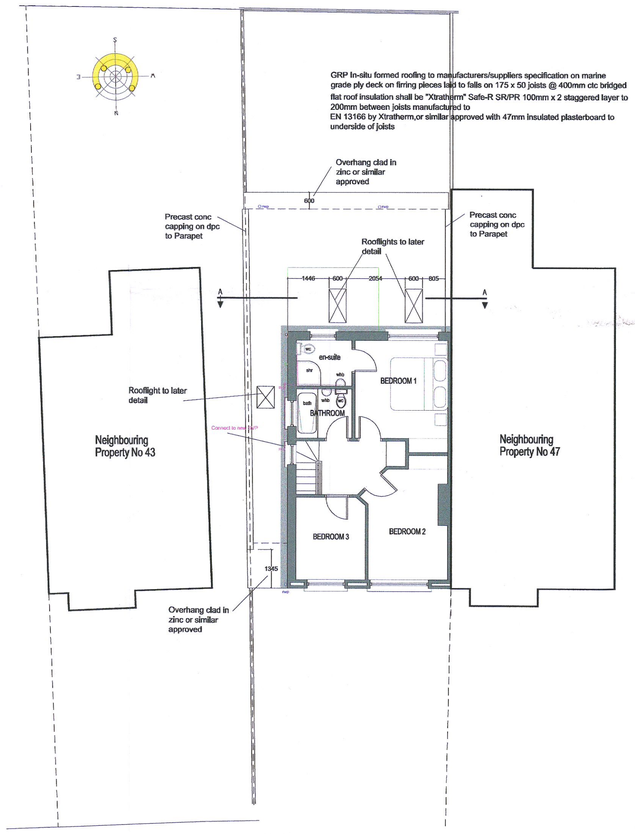

GRP In-situ formed roofing to manufacturers/suppliers specification on marine grade ply deck on firring pieces laid to falls on 175 x 50 joists @ 400mm ctc bridged flat roof Insulation shall be "Xtratherm" Safe-R SR/PR 100mm x 2 staggered layer to 200mm between joists manufactured to EN 13166 by Xtratherm,or similar approved with 47mm insulated plasterboard to underside of joists

EXISTING FIRST FLOOR PLAN (1:100)
Showing Proposed Ground Floor Roof Plan

Revision	Date	Details	Revision	Date	Details

Project: **Proposed Single Storey Extension to side and rear of no 45 Daletree Avenue, Ballycullen, Dublin 24. D24 H7X3**	Scale: **As shown**	Drawn: **FH**	Drawing Issue: **Planning Application**	Drawing Title:. **Proposed**	**horrigan** design partnership | **architects**
Client: **Ronan and Aislin Byrne**	Date: **April 2022**	Checked: **FH**	Project Architect:	Drawing No. **2103-01** Rev:	86 Hillview heights Clane co. Kildare, W91 A0Y2 Phone: +353 87 2526986 Email: horrigandesign@outlook.ie

NOTE: Do not scale off this drawing. All dimensions to be checked on site before work proceeds. Any discrepancies or omissions to be reported to the architect prior to commencement of the works.