

**HARD LANDSCAPE TREATMENTS**  
Proposed Boundary Treatments

	<b>BOUNDARY TREATMENT 1</b> Feature Wall - Dry Dash Wall, Rendered Plinth, Conc. Cap & Brick Piers To Public Realm. Rubbed Joints Block Work To Private. See Detail or Similar Approved.
	<b>BOUNDARY TREATMENT 2</b> Garden Boundary Fence - Concrete Post & Gravel Board & Wooden Panel. See Detail or Similar Approved.
	<b>BOUNDARY TREATMENT 3</b> Garden Access Wooden Gate. See Detail or Similar Approved.
	<b>BOUNDARY TREATMENT 4</b> Garden Boundary Wall. Block Wall with Concrete Capping. See Detail or Similar Approved.
	<b>BOUNDARY TREATMENT 5</b> 1.2M High Parkland Railing. Galvanised & Painted with Black C3 Paint. See Detail or Similar Approved.
	<b>BOUNDARY TREATMENT 6</b> Weld Mesh Fence
	<b>BOUNDARY TREATMENT 7</b> Infill Concrete Post & Panel
	<b>BOUNDARY TREATMENT 8</b> Rendered Wall to Oakville House

**LANDSCAPE TREATMENTS**

**SOFT LANDSCAPE TREATMENTS**

**EXISTING TREE PLANTING To Be Retained**

**PROPOSED TREE PLANTING**

**PROPOSED GRASSED AREAS Private Gardens**

**PROPOSED GRASSED AREAS Public Areas**

**PROPOSED SHRUB PLANTING Private Areas - See Schedule**

**PROPOSED SHRUB PLANTING Public Areas - See Schedule**

**PROPOSED HEDGE PLANTING 1 Prunus lusitanica**

**PROPOSED HEDGE PLANTING 2 Native Pollinator - See Schedule**

**PROPOSED GRASSED MOUNDING See Schedule**

**PROPOSED PLANTING SCHEME**

**Tree Planting**

No.	Name	Size	Qty.
T1	Acer campestre 'Eisrijk'	18-20cm, girth	30
T2	Amelanchier lamarkii	150cm, Height	3
T3	Betula pendula	14 -16cm, girth	36
T4	Beula pendula 'Multi stem'	14 -16cm, girth	6
T5	Carpinus betulus 'Frans fontaine'	20 -25cm, girth	6
T6	Corylus colurna	14 -16cm, girth	5
T7	Fagus sylvatica 'Dawyc'	16 -18cm, girth	0
T8	Malus 'John Downie'	12 -14cm, girth	2
T9	Pinus sylvestris	150cm, Height	6
T10	Prunus avium 'Plena'	16 -18cm, girth	4
T11	Viburnum opulus	150cm, Height	8
T12	Alnus glutinosa	14 -16cm, girth	6
T13	Salix alba	12 -14cm, girth	5

**PROPOSED PLANTING SCHEME**

**Ground Cover Planting**

No.	Name	Size	Rate
G1	Bergenia cordifolia	2Ltr.	5/m <sup>2</sup>
G2	Persicaria affine	2Ltr.	5/m <sup>2</sup>
G3	Hedera helix 'Hibernica'	1Ltr.	5/m <sup>2</sup>
G4	Vinca Minor	1Ltr.	5/m <sup>2</sup>

**PROPOSED PLANTING SCHEME**

**Shrub Planting**

No.	Name	Size	Rate
S1	Lavandula angustifolia	3Ltr.	4/m <sup>2</sup>
S2	Miscanthus sinensis	3Ltr.	3/m <sup>2</sup>
S3	Astelia 'Silver spear'	5Ltr.	3/m <sup>2</sup>
S4	Prunus 'Otto luyken'	5Ltr.	3/m <sup>2</sup>
S5	Nerine bowdenii	5Ltr.	3/m <sup>2</sup>
S6	Libertia grandiflora	3Ltr.	3/m <sup>2</sup>
S7	Lonicera pileata	3Ltr.	3/m <sup>2</sup>
S8	Agapanthus 'Blue Giant'	5Ltr.	3/m <sup>2</sup>
S9	Kniphofia 'Royal standard'	2Ltr.	3/m <sup>2</sup>
S10	Sedum spectabile	2Ltr.	3/m <sup>2</sup>
S11	Hypericum calycinum	2Ltr.	3/m <sup>2</sup>

**PROPOSED PLANTING SCHEME**

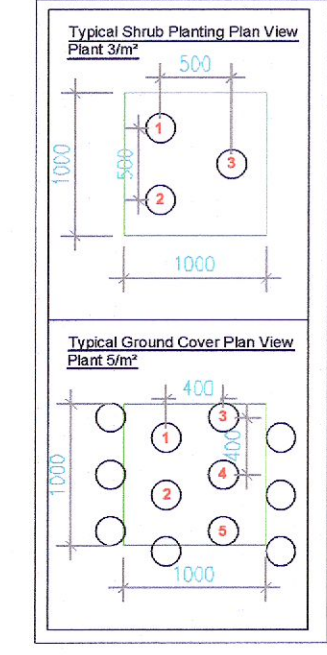
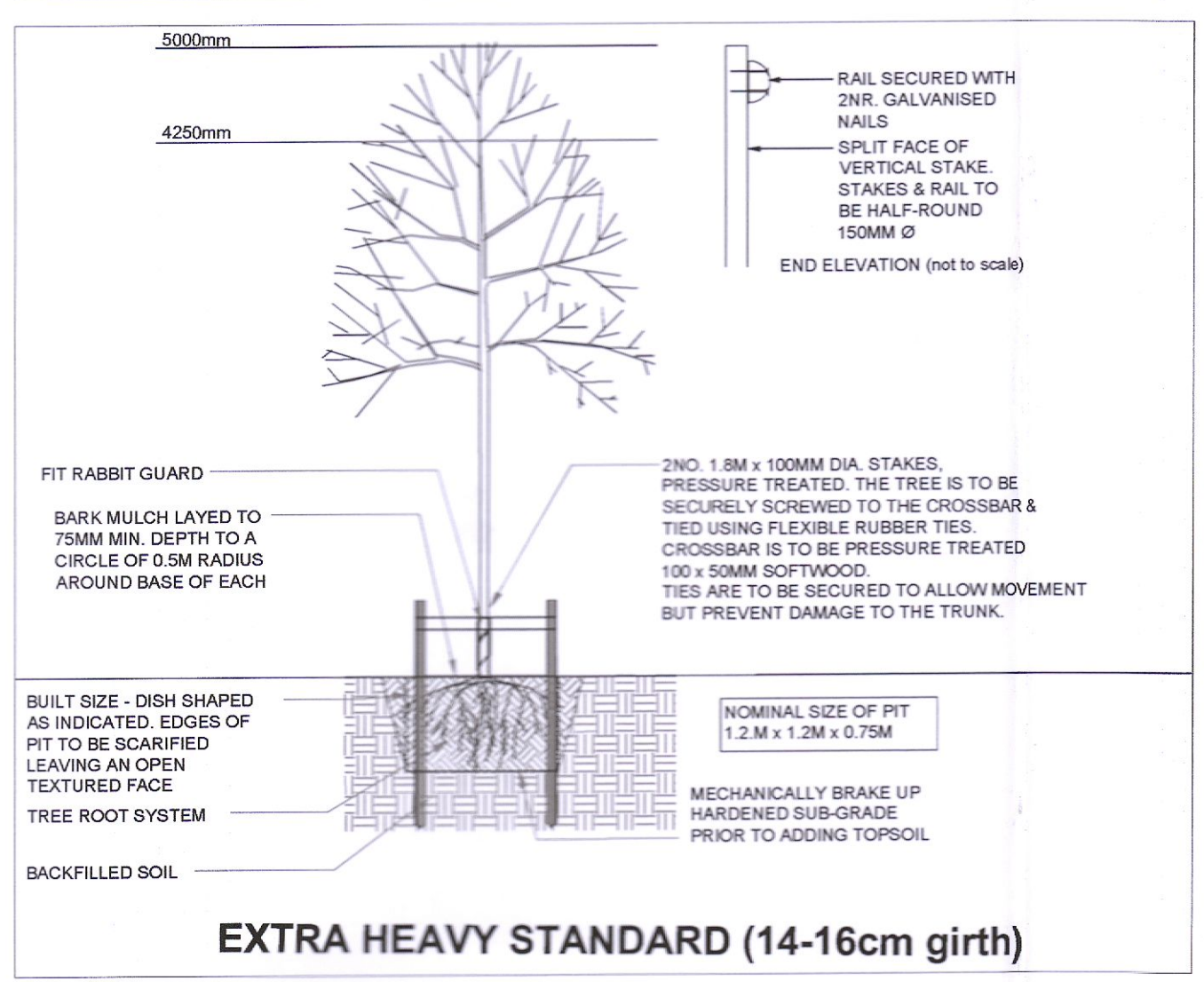
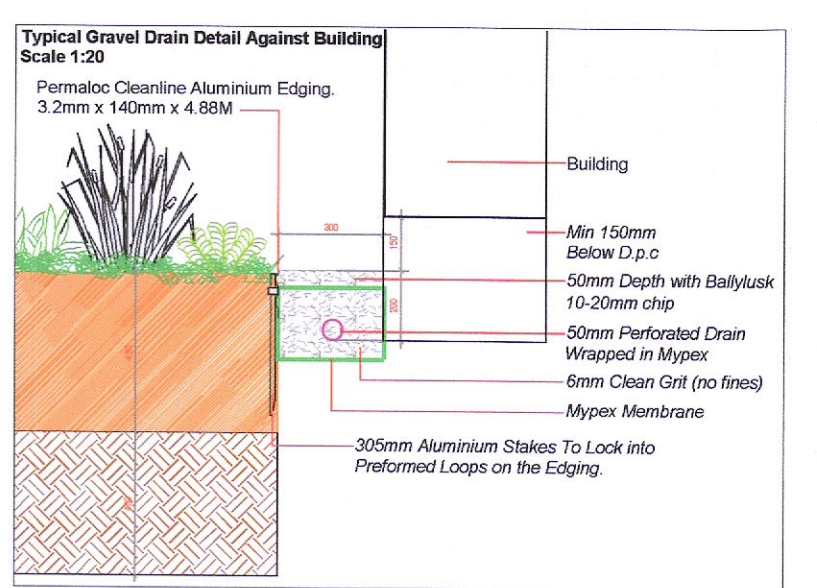
**Hedge Planting**

No.	Name	Size	Rate
H1	Prunus lusitanica	100cm	3/lin m
H2	Native Hedgerow (See Dwg.02)		

(Double Row 400mm Apart at 400mm Centres)

**HARD LANDSCAPE TREATMENTS**  
Proposed Paving

	<b>SURFACE TREATMENT 1</b> Castlesone Charcoal Grey Permeable Paving Blocks. 240 x 160 x 80mm, 160 x 160 x 80mm or Similar Approved.
	<b>SURFACE TREATMENT 2</b> Castlesone Natural Permeable Paving Blocks. 240 x 160 x 80mm, 160 x 160 x 80mm or Similar Approved.
	<b>SURFACE TREATMENT 3</b> Country Cobble Cashel Paving. 200 x 150 x 80mm, 150 x 150 x 80mm, 100 x 150 x 80mm, with Natural Guller Course Border 240mm Wide or Similar Approved.
	<b>SURFACE TREATMENT 4</b> Pedestrian Path - Brushed Concrete Finish with Trowelled Edge
	<b>SURFACE TREATMENT 5</b> Dust Path Or Similar Approved.
	<b>SURFACE TREATMENT 6</b> Road - Tarmacadam Surface or Similar Approved.
	<b>SURFACE TREATMENT 7</b> Shared Surface - Tarmacadam with Coloured Chipping Similar Approved.
	<b>SURFACE TREATMENT 8</b> In-situ Concrete Flush Kerb or Similar Approved.



**REVISIONS:**

REV	Drawn By	Date	Description
A	A.M.T	16.02.22	Architects Updates
B	A.M.T	05.04.22	Arborist Survey
C	A.M.T	25.05.22	Engineers & Arborist Survey Updates
D	RMD/AMT	12.06.22	Planting

Project Title: Proposed Residential Development at Newcastle Village, Co. Dublin.

Client: Deane & Deane Ltd.

Drawing Title: Landscape Plan

Job No.: 1667

Dwg. No.: 01

Scale: 1:500 @A1

Date: 22.12.2021

Drawing By: AMT

Checked By: RMD

**RMDA**  
LANDSCAPE ARCHITECTS & CONSULTANTS

Ronan MacDiarmada + Associates Ltd.  
Landscape Architects and Consultants.

5 Toolentill, Rathcoole, Co. Dublin  
tel: +353 1 412 4476  
fax: +353 1 401 3748  
e-mail: ronan@rmda.ie

This drawing is copyright ©