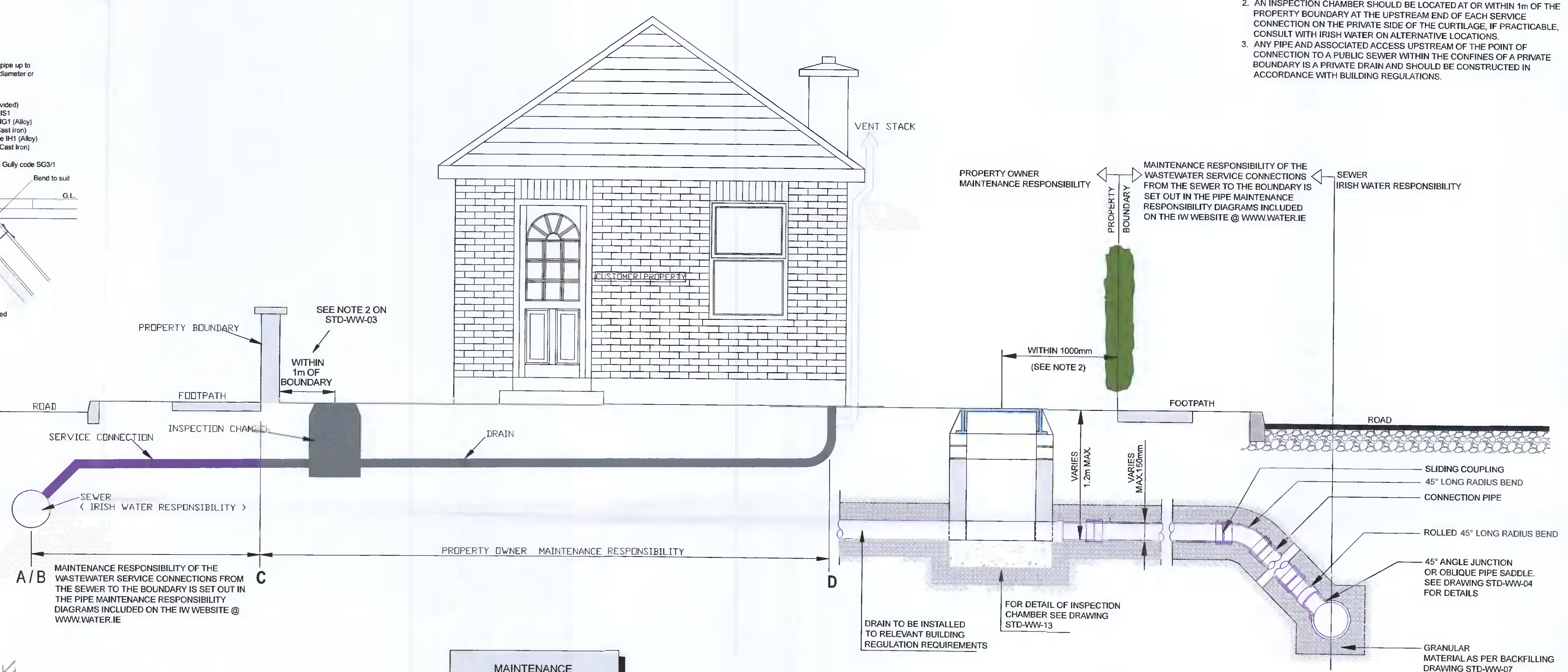
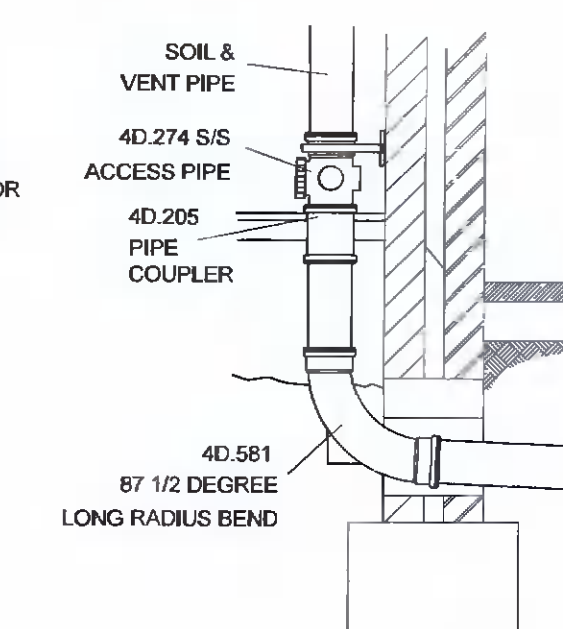
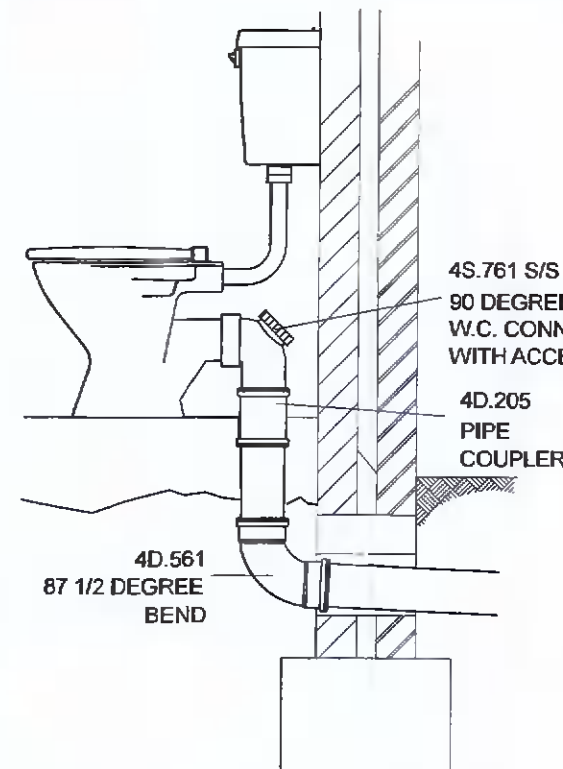
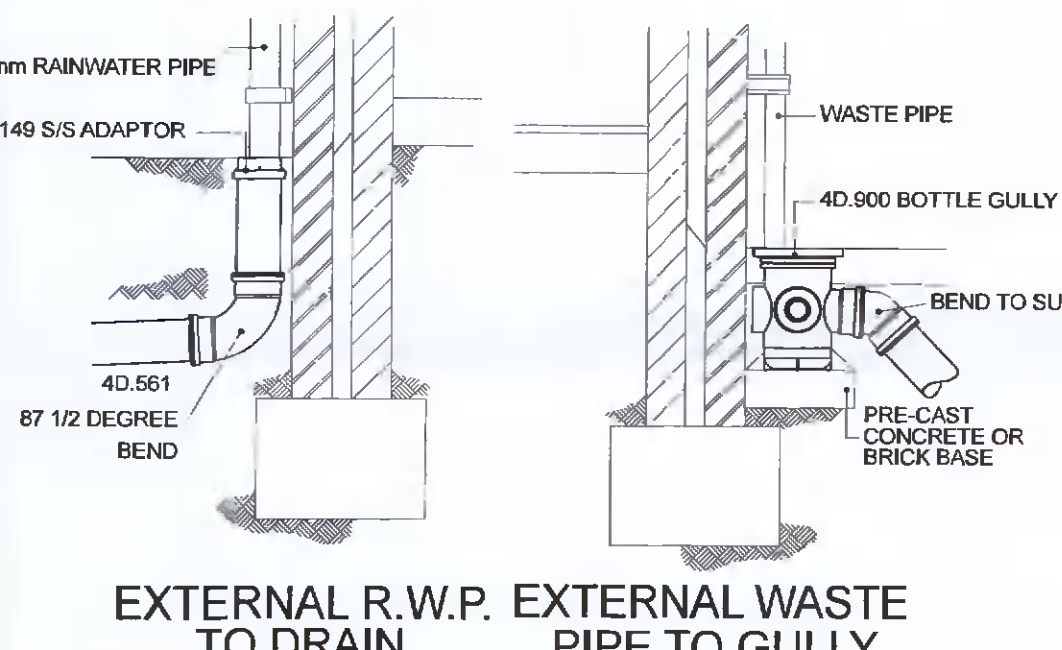
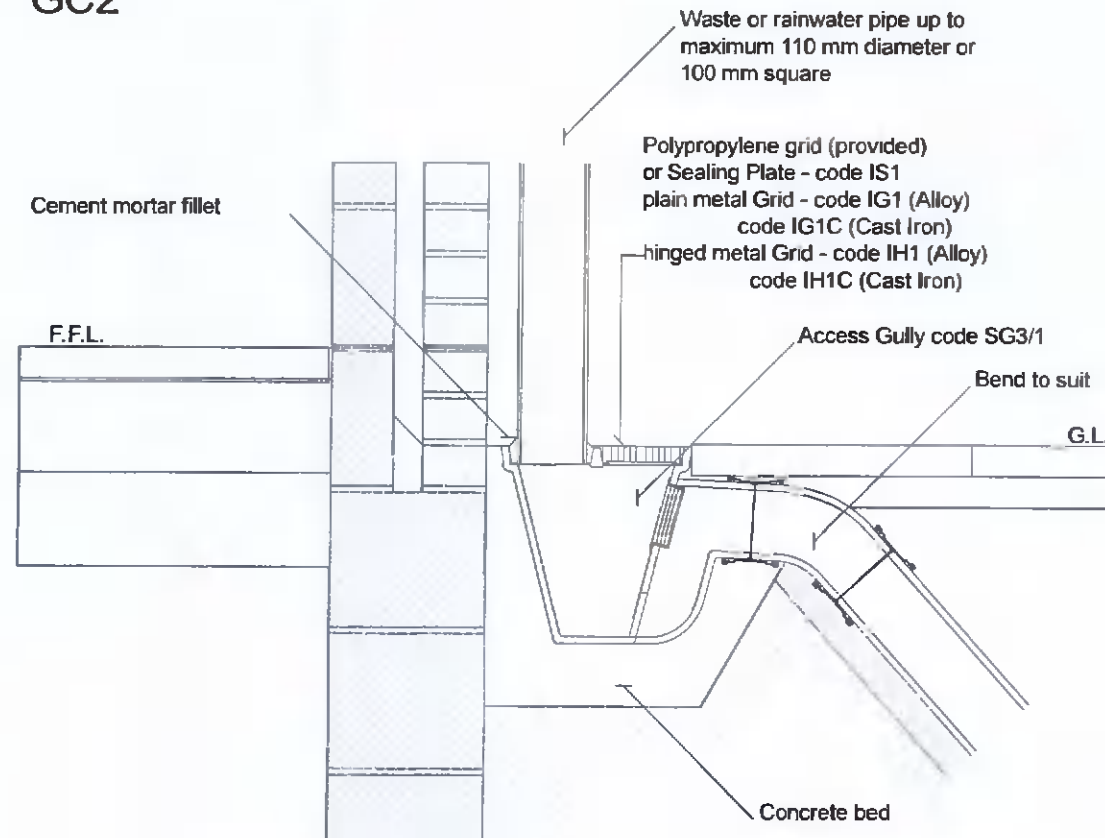


Access Gully Connection Detail GC2



1. ALL DIMENSIONS ARE IN MILLIMETRES (mm) UNLESS NOTED OTHERWISE.
2. AN INSPECTION CHAMBER SHOULD BE LOCATED AT OR WITHIN 1m OF THE PROPERTY BOUNDARY AT THE UPSTREAM END OF EACH SERVICE CONNECTION ON THE PRIVATE SIDE OF THE CURTILAGE, IF PRACTICABLE, CONSULT WITH IRISH WATER ON ALTERNATIVE LOCATIONS.
3. ANY PIPE AND ASSOCIATED ACCESS UPSTREAM OF THE POINT OF CONNECTION TO A PUBLIC SEWER WITHIN THE CONFINES OF A PRIVATE BOUNDARY IS A PRIVATE DRAIN AND SHOULD BE CONSTRUCTED IN ACCORDANCE WITH BUILDING REGULATIONS.

MAINTENANCE RESPONSIBILITY OF THE WASTEWATER SERVICE CONNECTIONS FROM THE SEWER TO THE BOUNDARY IS SET OUT IN THE PIPE MAINTENANCE RESPONSIBILITY DIAGRAMS INCLUDED ON THE IW WEBSITE @ WWW.WATER.IE

	MAINTENANCE RESPONSIBILITY
< A > SEWER	IRISH WATER
< B-C > SERVICE CONNECTION (INCLUDING SADDLE)	SEE NOTE ABOVE
INSPECTION CHAMBER	PROPERTY OWNER
< C-D > DRAIN	PROPERTY OWNER
INTERNAL PLUMBING	PROPERTY OWNER

**STD-WW-01
WASTEWATER SERVICE CONNECTION MAINTENANCE RESPONSIBILITY**

SECTION SHOWING DRAIN AND SERVICE CONNECTION PIPEWORK

PIPE SIZE (mm)	GRADIENT
100	1:40 - 1:80

**STD-WW-03
DRAIN AND SERVICE CONNECTION PIPEWORK**

Refer to Architect's drawings. Drawing to be read in conjunction with all other Architectural and Engineering drawings and all other relevant drawings and Specifications. NOT SCALE THIS DRAWING. Use figured dimensions only. Part of this document may be reproduced or transmitted in any form or stored in any retrieval system of any nature without the written permission of GKCE LTD as copyright holder except as agreed in writing on the project for which the document was originally issued.

PROGRESS
 PLANNING
 TENDER
 CONSTRUCTION

Issued To	Date	No. Of Copies
Architect		
Quantity Surveyor		
Main Contractor		
M. & E. Engineers		
Client		
Clerk of Works		

Rev	By	Date	Description
A	AA	27.05.2022	DRAINAGE

Scales AS SHOWN | A1 | Date MAY2022 | Drawn AA | Checked

JOB TITLE
PROPOSED RESIDENTIAL DEVELOPMENT
 AT THE REAR OF
 NO 13 NEWLANDS DRIVE, CLONDAWKIN
 Client: H.H.M Investments Ltd
 DRG. TITLE
DRAINAGE DETAILS
 SHEET 3

GK Consulting Engineers LTD
 Unit 12 Millbank Business Centre K78CF75
 ph 018749322
 email office@gkce.ie
 www.gkce.ie

DRAWING NUMBER: GK21214-C203
 REV. A