



1

2



LEGEND
Street furniture & Services

Over Head Wires (LIAS) - Pylon ESB	Bus Stop	Road sign	Phone Box
Flowerbed	Bollard	Bench Seat	Funct
Pipe	Beacon	Kiosk	Gas Cover
Light	Coastline Cover	Gully	C.P. Box
Barrier	Base Side	Wash Bin	Wash Bin
Pump	Electricity Pole	Hydrant	Hydrant
Trail Pt	Telegraph pole	File Holes	File Holes
Alut/Tram Shelter	CCIS Pole	ESB Box	ESB Box
Postbox	CCTV Camera Pole	ESB Inspection Cover	ESB Inspection Cover
Water Valve	Lamp Post	Traffic Control Box	Traffic Control Box
Gas Valve	Food Machine	LIAS Technical Cubicle	LIAS Technical Cubicle
Sluice Valve	Surface Water M	Trunk Vending Machine	Trunk Vending Machine
Air Valve	Maintenance	Water Meter Cover	Water Meter Cover
Stop Cook	Air Conditioning Vents	Telecom Inspection Cover	Telecom Inspection Cover
C.P. Post	Services Inspection Cover	Monument / Tomb	Monument / Tomb
Marker Post	Traffic Inspection Cover	Trunk Storage	Trunk Storage
Traffic Light	Cable TV Inspection Cover	Basement M.I. Cover & Pip	Basement M.I. Cover & Pip
Parking Meter	ESAT Inspection Cover	Dashed Aerial Mark	Dashed Aerial Mark
Plane Aerial Mark	NTL Inspection Cover	Stay for pole	Stay for pole
Smart Card Validator	Enron Inspection Cover	Pipe Protection	Pipe Protection
Unravelled Valve	Flooding Eye	Washout	Washout

Natural Features

Surface Change	Water Level	Fair Way
Land Drain	Crown Level	Green
Bottom of Slope	Invert Level	Tea Box
Top of Slope	Bed Level	Other
Dam	Spotlights	Survey Station
Water Edge / Lake / Pond	Spotlights	Photo point
Hedge / Trees Drip Line / Vegetation	Spotlights	Photo point
Tree Contour	Tree Deciduous	Top of Tree

Built Features

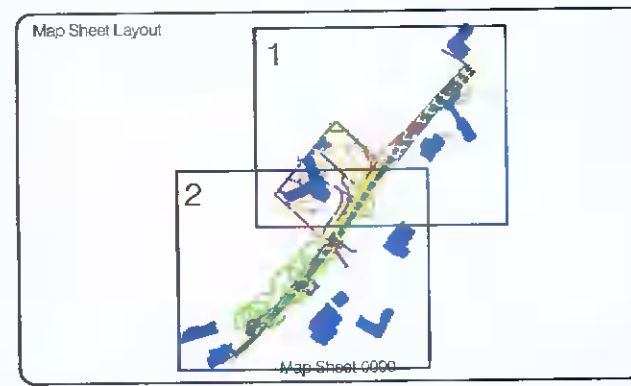
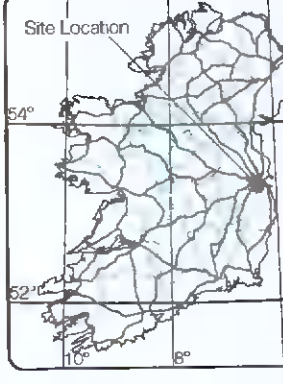
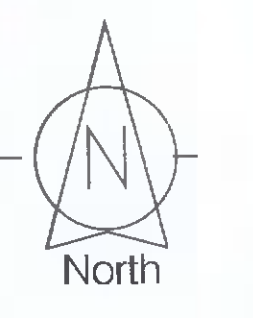
Building	Fence	Floor Level
Edge of Road	Gate	Apex Height
Kerb Bottom	Road Centreline	Eaves Height
Kerb Top	Top of Wall	Parapet Height
Bridge Abutment	Hoarding	Soil Elevation
Bridge Deck	Property Line	Step Level
Bridge Pier	Road Scar	Concrete Post
Building Facade	Top of Fence	Track
Footway / Platform Train & Tram	Wall / Retaining Wall	
Camp Plot / Courtyard	Railway / Tram Road / Driveway / Ramp	
Gravel Pit / Wall & Gas Pipe / LIAS Trapdoor	Building Canopy / Roof / Overhang	
Cycleway / Private Landing Area		

Murphy Surveys Ltd. Disclaimer

The user or recipient of this survey data understands and acknowledges that this data may be inaccurate or contain errors or omissions and the user or recipient assumes full responsibility for any risks or damages resulting from, arising from, or in connection with any use of or reliance upon data displayed herein. Although significant care has been exercised to produce surveys that satisfy survey accuracy standards, these surveys are only as accurate as the source data from which they were compiled. Although all reasonable steps have been taken to locate all features visible at the time of the survey, there is no guarantee that all will be shown on the drawing, as some above ground features may have obstructed the survey. Wherever possible, areas unable to be surveyed will be labelled as "UTS".

The Company shall not be liable for any inaccuracy of the data provided beyond the specified scale or accuracy, or for any matters resulting from their use for purposes other than that stated in the Contract. No liability shall attach to the Surveyor in respect of any consequential loss or damages suffered by the Client.

The Client must promptly notify the Company of any errors in mapping of which it becomes aware. If misleading, inaccurate or otherwise inappropriate information is brought to the Company's attention or the Company itself identifies any such inaccuracy or error in a survey, it shall use its reasonable endeavours to fix or remove it and if necessary in certain instances, the Company being on notice of any such misleading, inaccurate or otherwise inappropriate information, it will re-conduct the survey and reproduce the data to within the specified scale or accuracy.



Surveyed by: LB	Date: October 2019	Drawn: Main Head
Checked by: PK	Date: 17.10.19	Drawn System: In-House/Global ITM
Revisions		
No.	Date	Description
1	17.10.19	Final Drawing

SOCIETY OF CHARTERED SURVEYORS IRELAND

EUROPEAN GPR ASSOCIATION

RICS The world of property, construction, infrastructure

THE SURVEY ASSOCIATION FULL MEMBER

murphy SURVEYS
GLOBAL CONSULTING SURVEYORS

Topographic surveys, Measured Building Surveys, Building-Over, As-Built Surveys, Hydrographic Surveys, Legal Mapping, Pipeline Surveys, Services Location, Ground Penetrating Radar, Laser Scanning, Aerial Photography

Kildare Cork Belfast Glasgow London

Head Office
Global House
Kilcullen Business Campus
Kilcullen Co. Kildare
Ireland

Phone: (+353) 045 484040
Fax: (+353) 045 484004
Email: info@murphysurveys.ie

Client: Sarah-Jane Kearney

Project: Boundary issue

Date: 17.10.2019 **Scale:** 1:NTS@A1

Description: Topographical Survey

Drawing Number: MSL32440_T_ITM_Rev0_00

© Copyright 2019 MURPHY SURVEYS LTD.