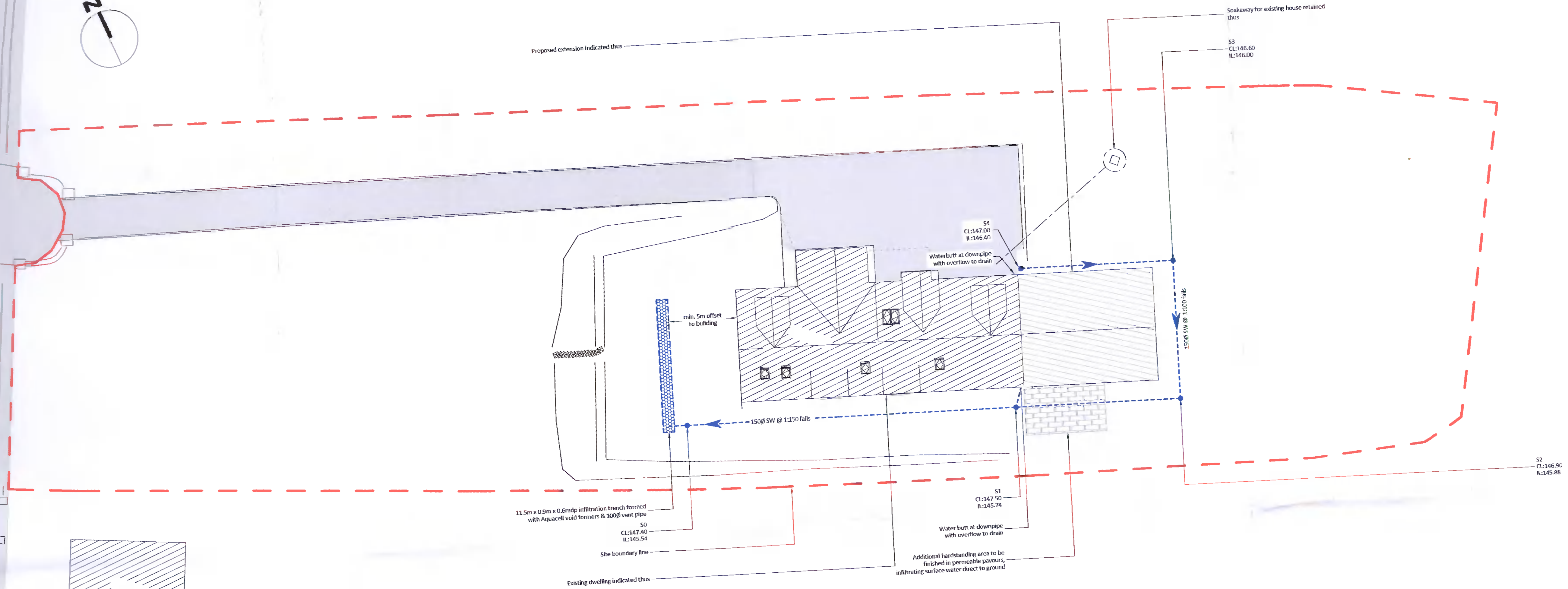




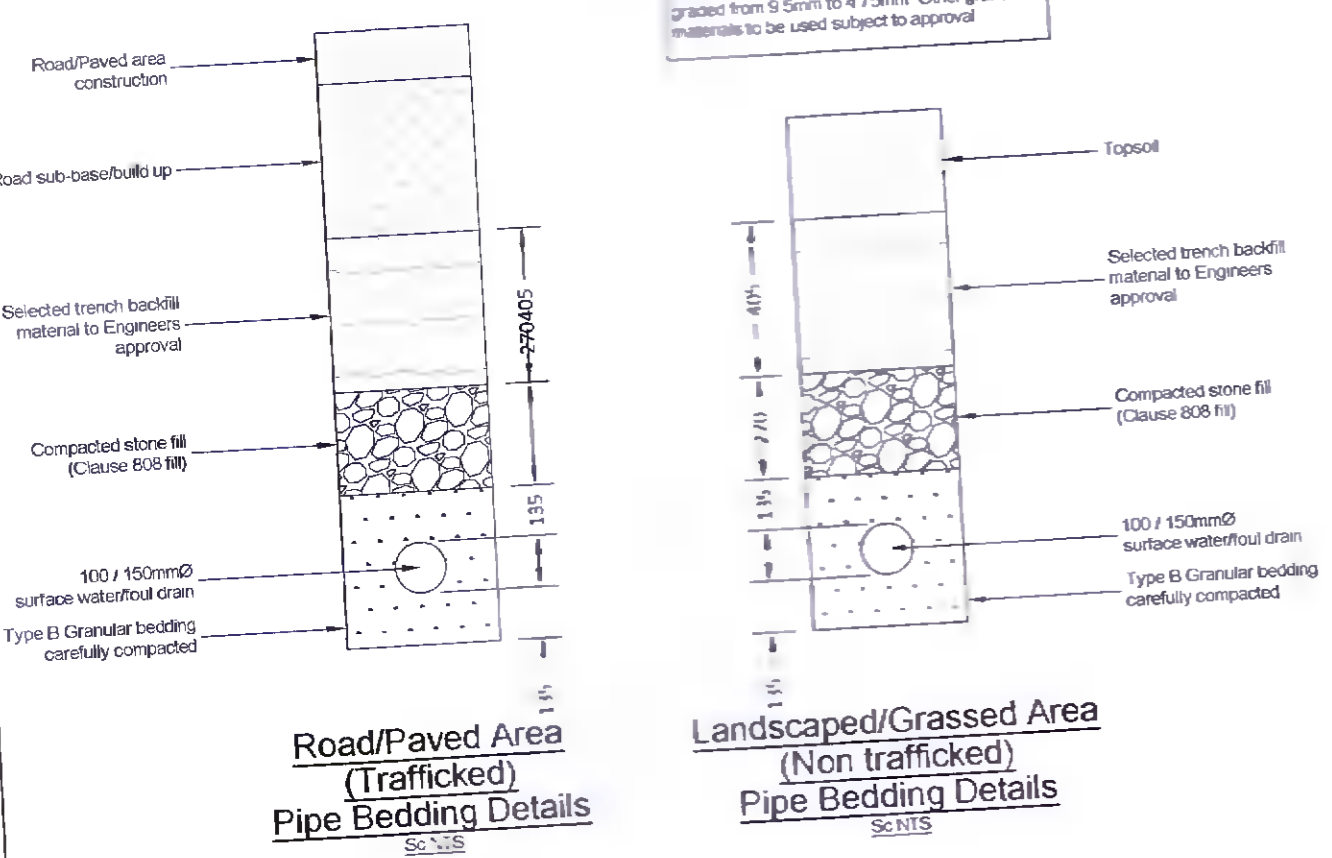
Proposed extension indicated thus



Site drainage layout
Sc 1:200

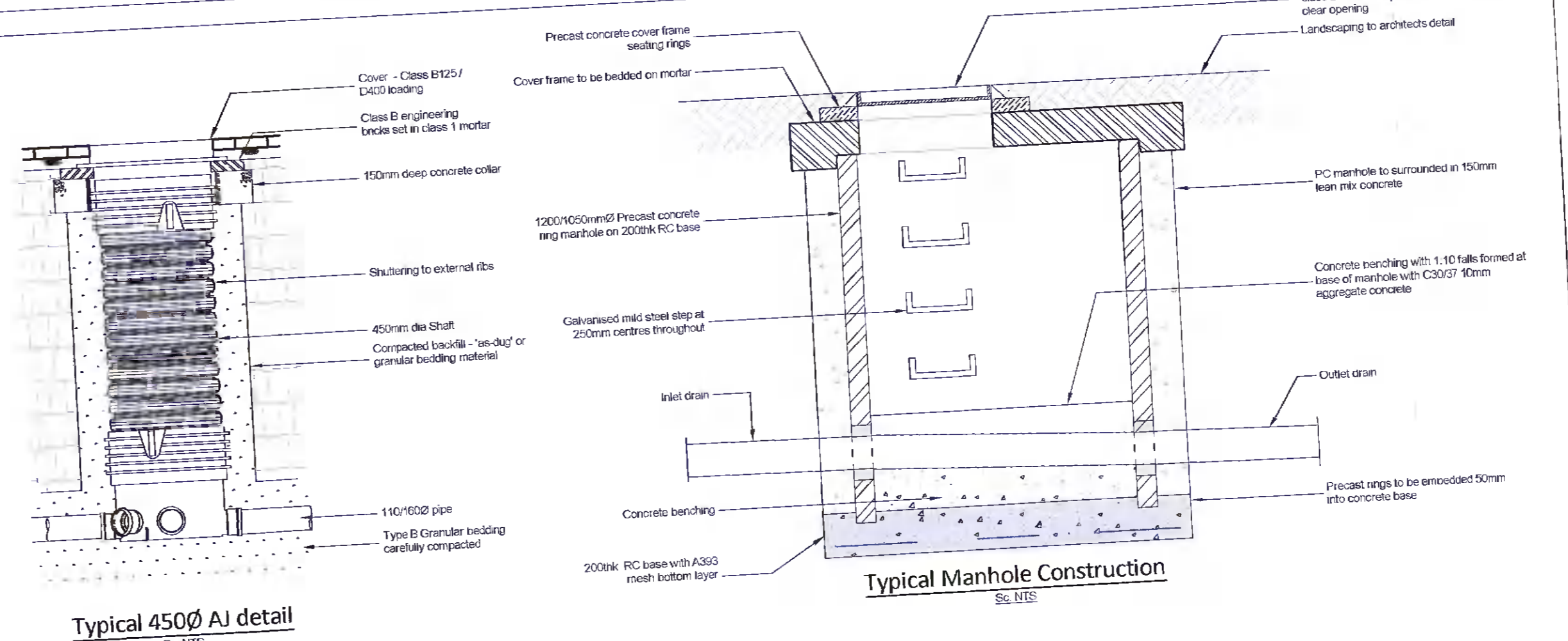
NOTE
Granular bedding type B shall consist of gravel graded from 0.5mm to 4.75mm. Other granular materials to be used subject to approval.

Type	Depth to (m)	Internal basis		Cover Sizes	
		length x width (mm x mm)	circular (mm)	length x width (mm x mm)	circular (mm)
Access ring	0.6 or less	150 x 100	150	150 x 100	150
Manhole	0.6 to 1.0	300 x 100	300	300 x 100	300
Inspection chamber	1.0 or less	450 x 450	450	450 x 450	450
Manhole	over 1.0	1200 x 750	1200	1200 x 750	1200
Manhole	over 2.0	1200 x 900	1200	1200 x 900	1200
Shaft	over 2.0	600 x 600	600	600 x 600	600

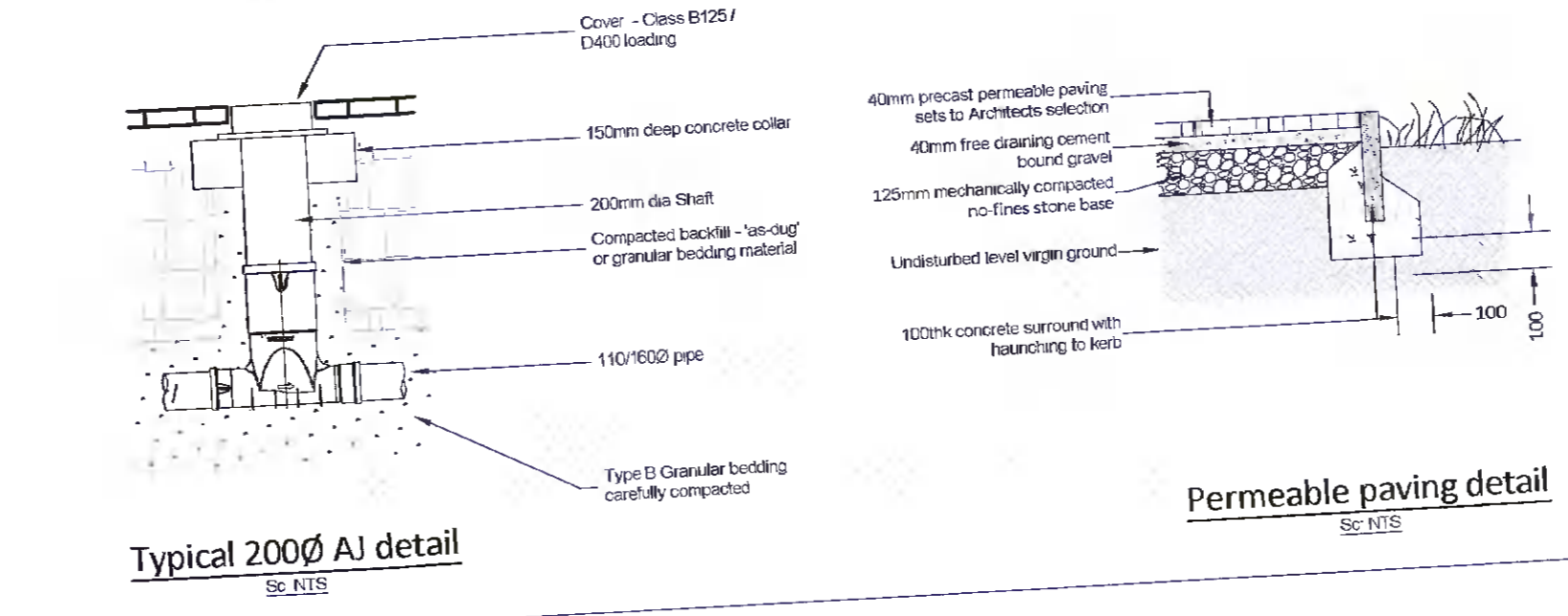


Road/Paved Area (Trafficked) Pipe Bedding Details
Sc 1:15

Landscaped/Grassed Area (Non-trafficked) Pipe Bedding Details
Sc 1:15



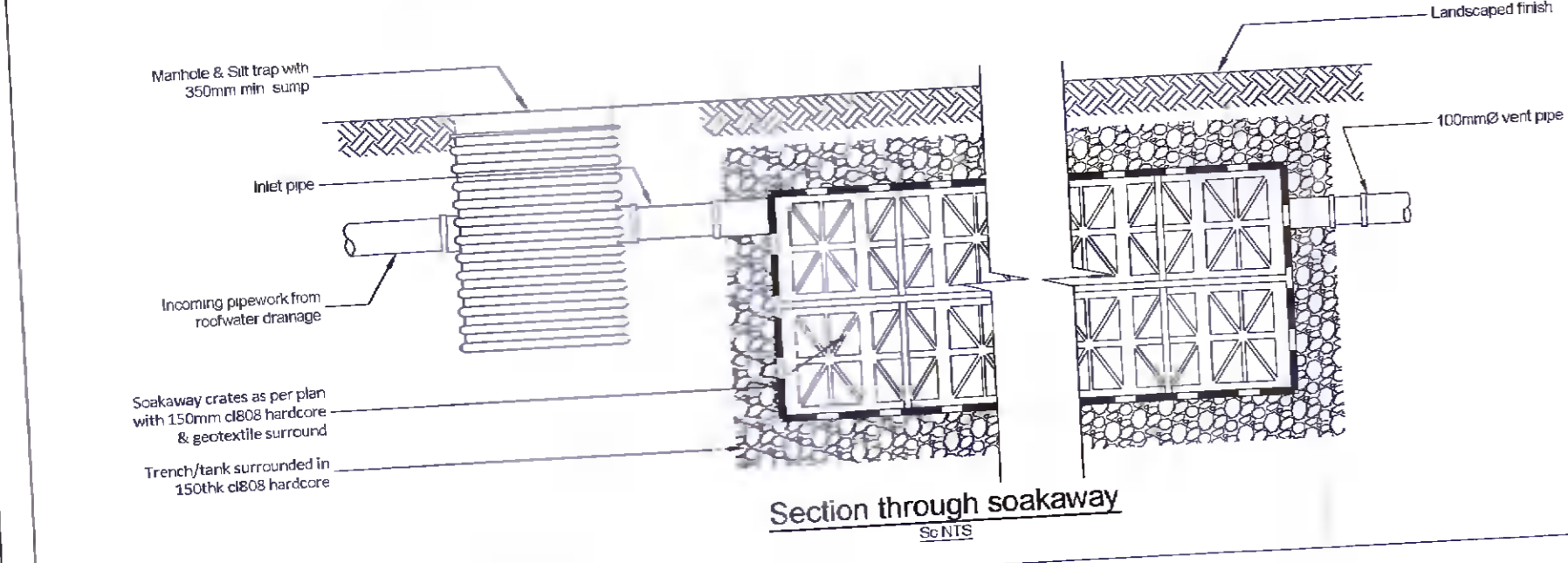
Typical Manhole Construction
Sc 1:15



Typical 450Ø AJ detail
Sc 1:15

Typical 200Ø AJ detail
Sc 1:15

Permeable paving detail
Sc 1:15



Section through soakaway
Sc 1:15

Drainage construction details

THIS DRAWING TO BE READ IN CONJUNCTION WITH ALL OTHER PROJECT DRAWINGS

- NOTES:
- ALL DRAWINGS ARE TO BE READ IN CONJUNCTION WITH ARCHITECT'S AND OTHER CONSULTANT'S DRAWINGS AND INFORMATION. SETTING OUT IS TO BE TAKEN FROM ARCHITECT'S DRAWING.
 - DO NOT SCALE THIS DRAWING. USE ONLY FIGURED DIMENSIONS.
 - CONCRETE GRADE TO BE C28/35 UNLESS SPECIFICALLY STATED OTHERWISE.
 - COVER TO REINFORCEMENT TO BE 50mm GENERALLY, 50mm FOR FOUNDATIONS.
 - ANY DISCREPANCIES BETWEEN SITE AND WHAT IS INDICATED ON THIS DRAWING IS TO BE BROUGHT TO THE ATTENTION OF THE ENGINEER IMMEDIATELY.
 - ALL PROPRIETARY PRODUCTS TO HAVE 'CE' MARKING AND WILL ONLY BE ACCEPTED ON RECEIPT OF VALID DECLARATION OF PERFORMANCE.

© COPYRIGHT | THIS DRAWING IS PROTECTED BY COPYRIGHT AND IS THE PROPERTY OF BRUNNER CONSULTING ENGINEERS. IT MAY NOT BE USED, REPRODUCED OR DISCLOSED TO ANYONE WITHOUT THE PRIOR WRITTEN APPROVAL OF BRUNNER CONSULTING ENGINEERS.

BRUNNER CONSULTING ENGINEERS
2 SCARLET ROW
ESSEX STREET WEST
DUBLIN 2

FOSSA
KILLARNEY
CO. KERRY

CLIENT: Dave Thompson
ARCHITECT: Kruger Lyons Architecture

PROJECT: Extension to dwelling at Slade, Saggart, Dublin 24

DRAWING NO: T23-P-002
DATE: May 2022
SCALE: 1:200 @ A1