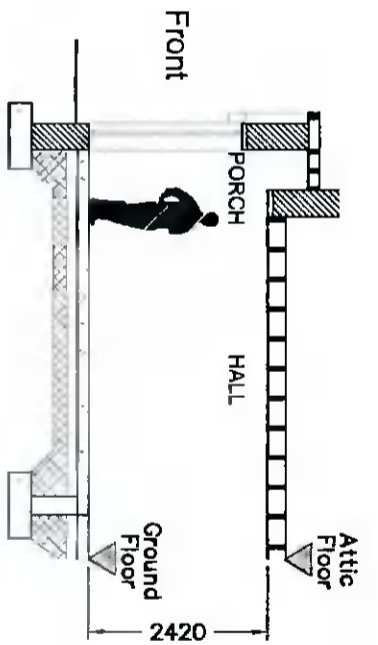
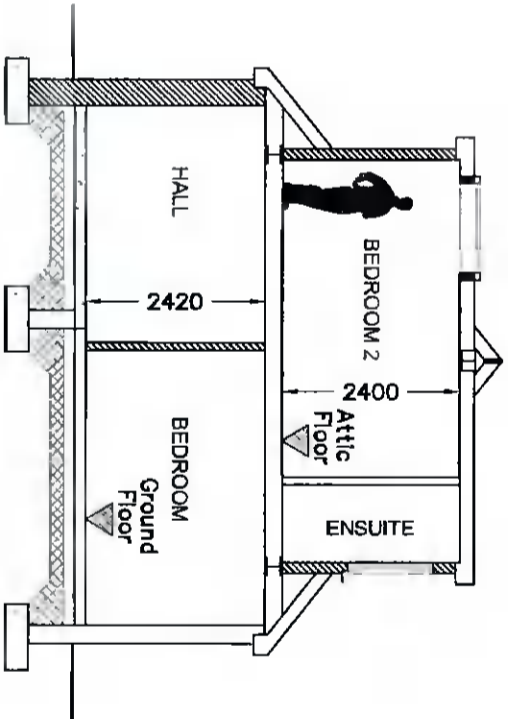


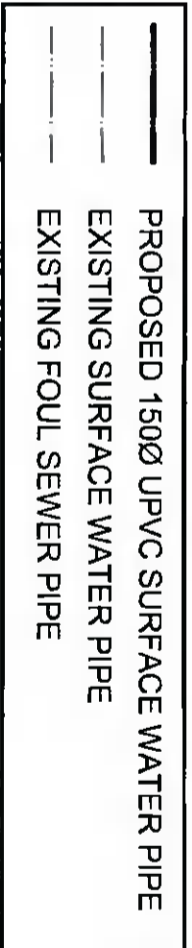
⊕ PROPOSED BLOCK PLAN & DRAINAGE LAYOUT  
SCALE 1:200



⊕ SECTION A-A  
SCALE 1:100



⊕ SECTION B-B  
SCALE 1:100



DRAINAGE LEGEND

ISSUED FOR ADDITIONAL INFORMATION  
PLANNING REF: SD22B/0059

CLIENT:  
**SIMON BRADY & RACHEL SWAN**  
JOB TITLE:  
PROPOSED WORKS AT 11 CEDAR AVENUE,  
KINGSWOOD, TALLAGHT, DUBLIN 24

TITLE:  
PROPOSED BLOCK PLAN,  
DRAINAGE LAYOUT & SECTIONS

NOTES:  
This drawing is to be read in conjunction with all relevant  
Engineers drawings.  
Do not scale use figured dimensions ONLY.  
All dimensions in millimeters unless otherwise stated.  
All building works to comply with current building  
regulations & in accordance with Homebond Standards.

THIS DRAWING IS ISSUED FOR PLANNING PERMISSION  
ONLY, AND IS NOT A CONSTRUCTION DRAWING

AI	ISSUED FOR ADDITIONAL INFORMATION PLANNING	TW	APR' 2022
AI	REF: SD22B/0059, PROPOSED ATTIC ROOF & DORMERS REDESIGNED & SECTION B-B REVISED TO SUIT	TW	FEB' 2022
P	ISSUED FOR PLANNING	DN:	CHD:
REV:	REVISION TITLE:	DATE:	

**Architectural Planning**

4 CARRIGMORE CLOSE, AYLESBURY,  
Dublin 24 - Ph: 01 4148358

SCALE:	INITIALS:	DATE:
AS SHOWN	TW	JAN' 2022
JOB No:	DRAWING No:	REV:
S481	003	AI