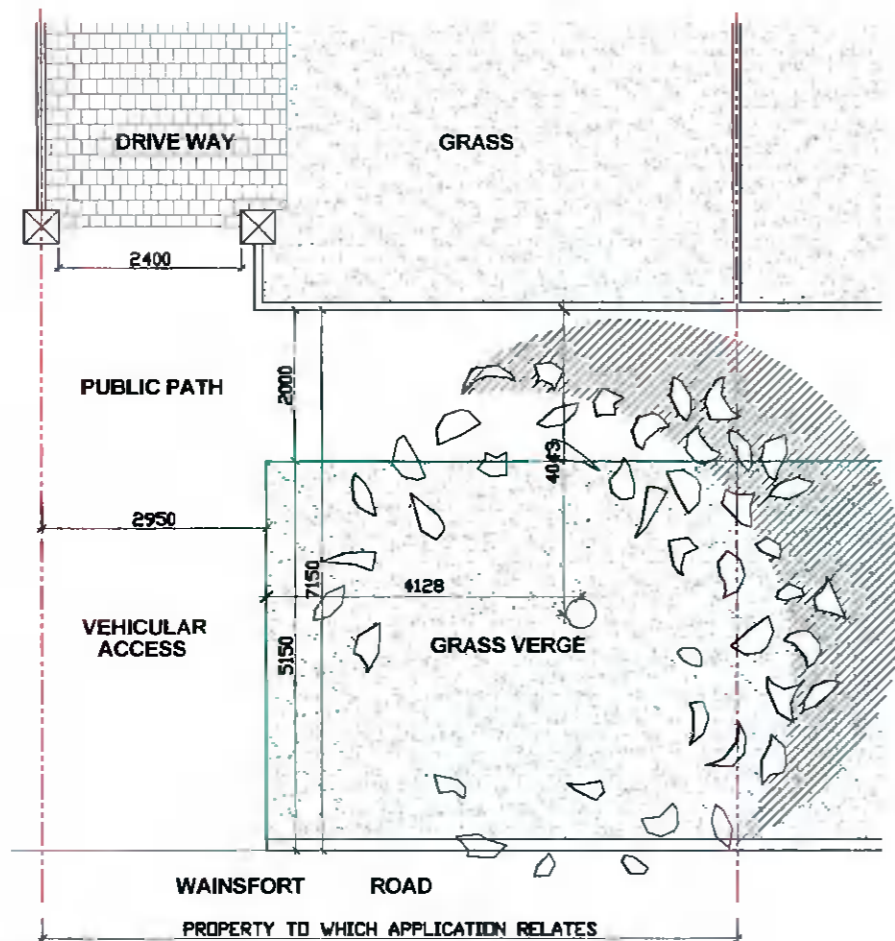
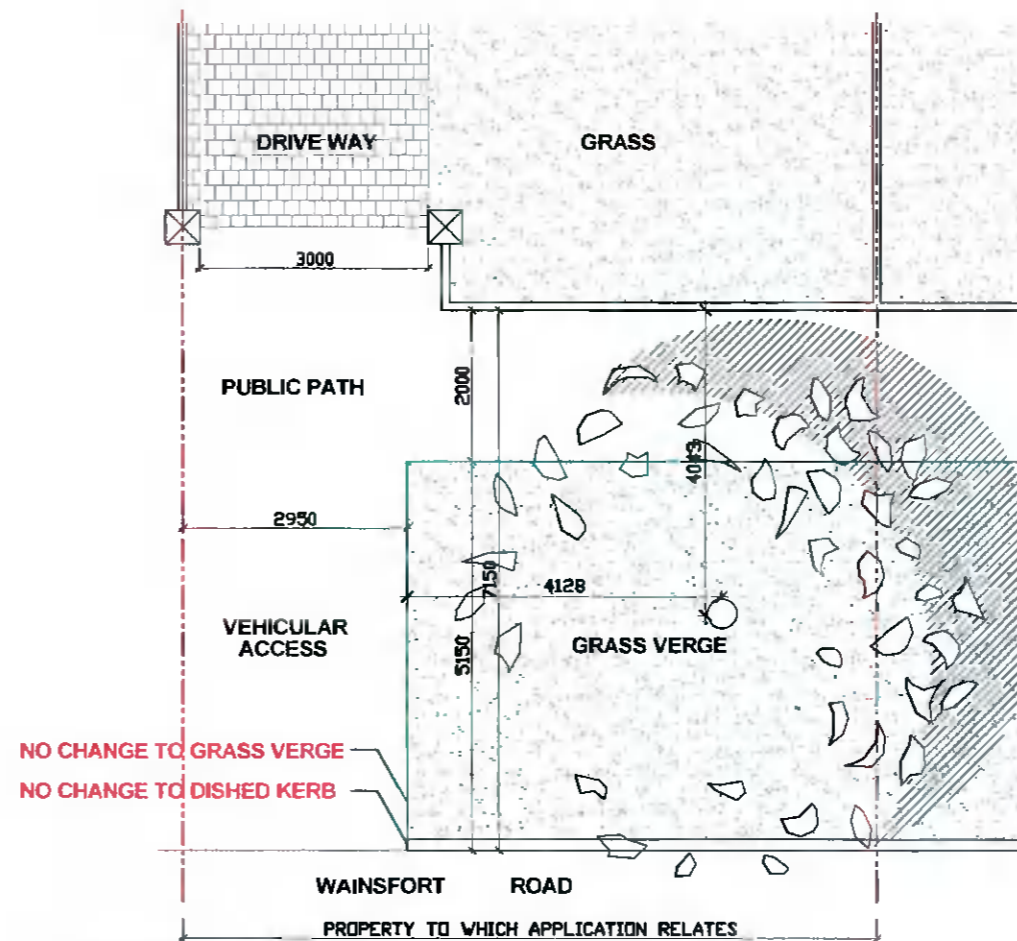


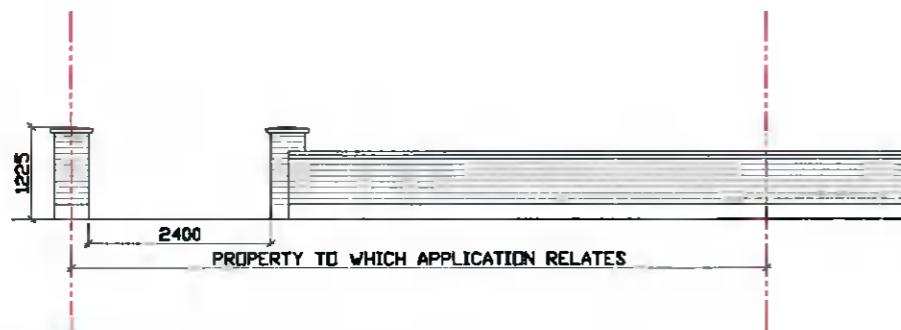
ADDITIONAL INFORMATION - SD21B/0619



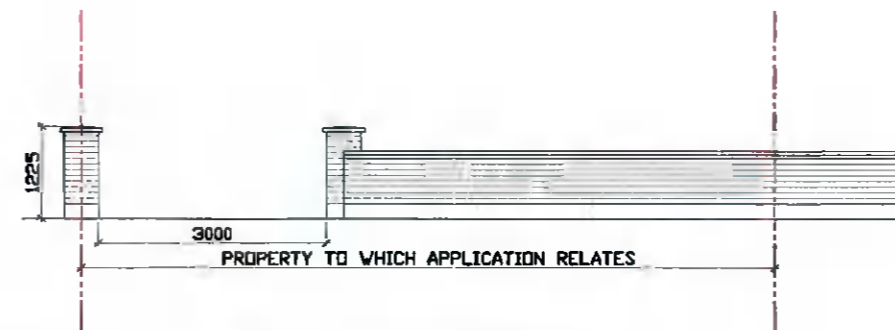
Existing Vehicular Access Plan
Scale 1/100



Proposed Vehicular Access Plan
Scale 1/100



Existing Vehicular Access Elevation
Scale 1/100



Proposed Vehicular Access Elevation
Scale 1/100

Project Title:
Proposed attic conversion to non-habitable space, dormer to rear and single storey extension to rear of existing dwelling & Widening of existing vehicular access at 66 Wainsfort Road, Terenure, Dublin 6W

NOT FOR CONSTRUCTION

Client: Karl Chatterton & Jean McAdam **Date:** APR 2022

Drawing No: 21-BT-AI-0200

Rev: -

Drawing Title - Vehicular Access Details

Scale - as shown

This drawing is copyright © to Graham McNevin and may not be used or copied without written permission. Use only figured dimensions. Do not scale this drawing. The contractor is responsible for checking all dimensions on site. These drawings are for Planning Application or Pricing ONLY not for Construction Drawings are based on measured survey and visual inspection only. No opening up of construction or hidden areas was carried out. All construction work to be carried out in accordance with current Irish Building Regulations, Technical Guidance Documents and Acceptable Construction Details which take precedence over any information on these drawings or specifications.



architectural & planning consultants
3 Killakee Gardens, Firhouse, Dublin 24
ph 0877575329
e graham@mcnevin.design.com
www.mcnevin.design.com

