

**CLIENT**




10400 Rodgers Road  
Houston, Texas 77070


Phone: 281-374-8644  
Fax: 281-374-8992

**HV Main Contractor**



**H&MV**  
ENGINEERING  
HIGH VOLTAGE SPECIALISTS

**STRUCTURAL ENGINEER**





**Clifton Scannell Emerson**  
Associates


**ARCHITECT**

**Henry J Lyons**

**LEGEND**

 Forward direction

 Reverse direction



Lullier L10 550T Lattice Crane 13.70m  
 Crane height 10.00m  
 Crane width 3.00m  
 Crane wheelbase 10.00m  
 Crane wheel track 1.50m  
 Wheel to wheel turning radius 15.70m

- NOTES**
1. THIS DRAWING TO BE READ IN CONJUNCTION WITH ALL RELEVANT DRAWINGS AND SPECIFICATIONS.
  2. DO NOT SCALE DIMENSIONS.
  3. THE CONTRACTOR SHALL CHECK ALL DIMENSIONS PRIOR TO CONSTRUCTION, ANY DISCREPANCIES TO BE NOTIFIED TO CSE.
  4. ALL MATERIALS AND WORKMANSHIP TO BE IN ACCORDANCE WITH THE CIVIL WORKS SPECIFICATION DOCUMENT NO. DUB006-CSE-00-XX-DR-C-2011, 2008 AND 2009 FOR SITE LAYOUT PLAN AND LEVELS.
  5. REFER TO DRAWING NO. DUB006-CSE-00-XX-DR-C-2011, 2008 AND 2009 FOR SITE LAYOUT PLAN AND LEVELS.
  6. PROPOSED FENCING AND GATES LAYOUT TO ARCHITECTS DRAWINGS AND DETAILS.
  7. PROPOSED LANDSCAPED AREAS SHALL BE IN ACCORDANCE WITH ARCHITECTS / LANDSCAPE ARCHITECTS DRAWINGS AND DETAILS.
  8. REFER TO DRAWING NO. DUB006-CSE-00-XX-DR-C-2011 AND 2014 FOR PROPOSED ROAD DETAILS.
  9. REFER TO DRAWING NO. DUB006-CSE-00-XX-DR-C-2007, 2008 AND 2009 FOR PROPOSED AUTO TRACKING DETAILS.

**DISCIPLINE**



**Clifton Scannell Emerson**  
Associates

**PROJECT**

**ESSDUB98**  
**KISHOGE 110KV SUBSTATION**

Rev	Date	Description	By	Ckd
P03	12.04.2022	ISSUED FOR PLANNING	KB	HF

**CONFIDENTIAL INFORMATION:** This drawing/document and all design, details, inventions or developments covered or derived thereby are confidential and the exclusive property of the owner (or its affiliates), which reserve all rights in the drawing/document. Copying, reproduction, duplication, or distribution to a third party, in whole or in part, is forbidden unless expressly authorised in writing.

Drawn by IC	Checked by HF	Date 01-12-2021
Scale (@ A1) 1:1000	Status code S1	Project number 21_100

**Drawing Title**

**PROPOSED AUTOTRACKING  
SPECIAL 550T CRANE VEHICLE**

**Drawing Number**  
(Project Code-Originator-Volume-Level-Type-Role-Sheet no.)  
ESSDUB98-CSE-00-XX-DR-C-2109 **P03**

DRAWING IS PRODUCED USING THE  
IRISH TRANSVERSE MERCATOR (ITM)  
GEOGRAPHIC COORDINATE SYSTEM