

BALLYMAKAILLY
Baile Mhic Coollaí

CLIENT





10400 Rodgers Road
Houston, Texas 77070

Phone: 281-374-8644
Fax: 281-374-8992

HV Main Contractor



STRUCTURAL ENGINEER




Clifton Scannell Emerson
Associates


ARCHITECT

Henry J Lyons

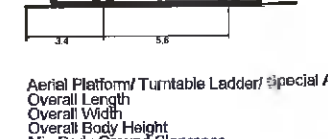
LEGEND



Forward direction



Reverse direction




Aerial Platform Turnable Load/ Special Applications

Overall Length	22.000m
Overall Width	7.000m
Overall Body Height	4.500m
Min Body Ground Clearance	0.300m
Turn Wheel	2.500m
Lock-to-Lock	4.000m
Curb-to-Curb Turning Radius	13.750m

- NOTES
1. THIS DRAWING TO BE READ IN CONJUNCTION WITH ALL RELEVANT DRAWINGS AND SPECIFICATIONS.
 2. DO NOT SCALE DIMENSIONS.
 3. THE CONTRACTOR SHALL CHECK ALL DIMENSIONS PRIOR TO CONSTRUCTION, ANY DISCREPANCIES TO BE NOTIFIED TO CSE.
 4. ALL MATERIALS AND WORKMANSHIP TO BE IN ACCORDANCE WITH THE CIVIL WORKS SPECIFICATION (DOCUMENT NO. DUB000-CSE-00-XX-DR-C-2017, 2018 AND 2019) FOR SITE LAYOUT PLAN AND LEVELS.
 5. REFER TO DRAWING NO. DUB000-CSE-00-XX-DR-C-2017, 2018 AND 2019 FOR SITE LAYOUT PLAN AND LEVELS.
 6. PROPOSED FENCING AND GATES LAYOUT TO ARCHITECTS DRAWINGS AND DETAILS.
 7. PROPOSED LANDSCAPED AREAS SHALL BE IN ACCORDANCE WITH ARCHITECTS LANDSCAPE ARCHITECTS DRAWINGS AND DETAILS.
 8. REFER TO DRAWING NOS DUB000-CSE-00-XX-DR-C-2017, 2018 AND 2019 FOR PROPOSED ROAD DETAILS.
 9. REFER TO DRAWING NOS DUB000-CSE-00-XX-DR-C-2017, 2018 AND 2019 FOR PROPOSED AUTOTRACKING DETAILS.

DISCIPLINE



Clifton Scannell Emerson
Associates

PROJECT

ESSDUB98
KISHOGE 110KV SUBSTATION

Rev	Date	Description	By	Ckd
P03	12.04.2022	ISSUED FOR PLANNING	KB	HF

CONFIDENTIAL INFORMATION: This drawing/document and all design details, inventions or developments covered or derived thereby are confidential and the exclusive property of the owner (or its affiliates), which reserve all rights in this drawing/document. Copying, reproduction, duplication, or distribution to a third party, in whole or in part, is forbidden unless expressly authorised in writing.

Drawn by IC	Checked by HF	Date 01-12-2021
Scale (@ A1) 1:1000	Status code S1	Project number 21_100

Drawing Title

PROPOSED AUTOTRACKING
SPECIAL FIRE TENDER APPLIANCE

Drawing Number

(Project Code-Originator-Volume-Level-Type-Role-Sheet no.) Revision

ESSDUB98-CSE-00-XX-DR-C-2106 P03

DRAWING IS PRODUCED USING THE IRISH TRANSVERSE MERCATOR (ITM) GEOGRAPHIC COORDINATE SYSTEM