
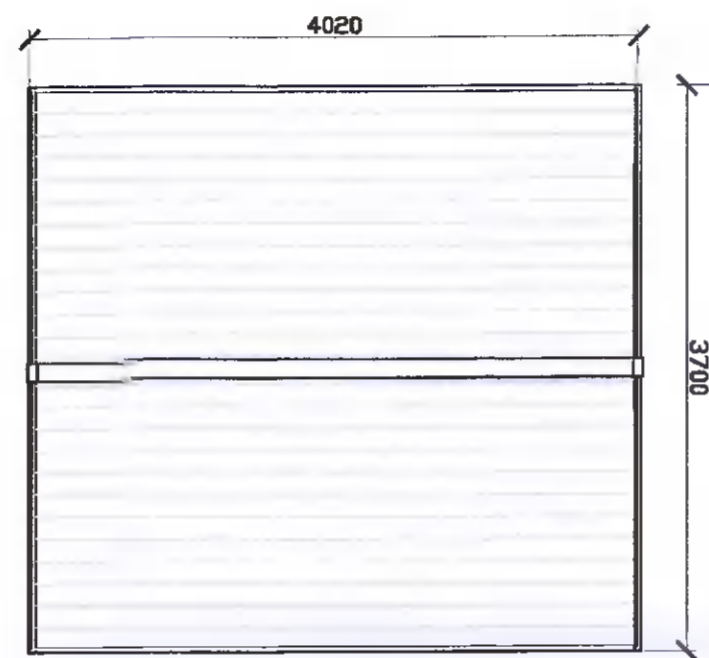
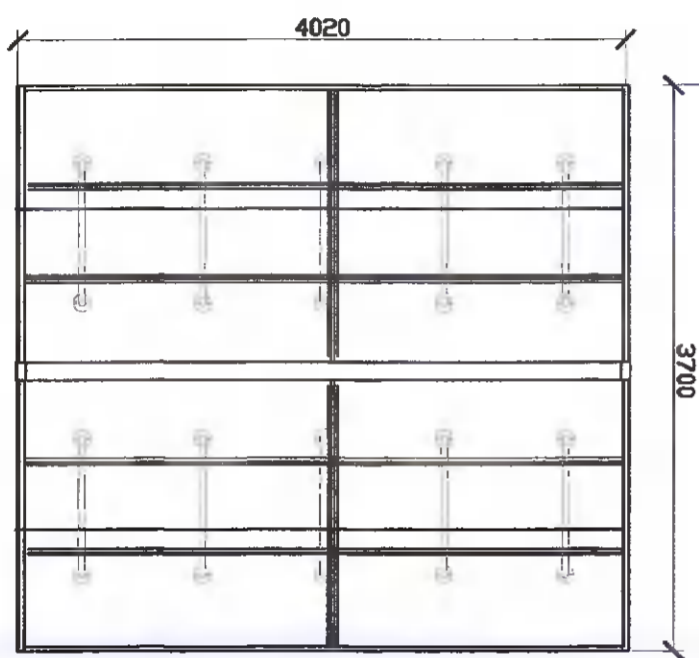


01 ELEVATION
PA-501 BIKE SHELTER Scale: 1:50@A1

04 SECTION
PA-501 BIKE SHELTER Scale: 1:50@A1

05 ELEVATION
PA-501 BIKE SHELTER Scale: 1:50@A1

08 SECTION
PA-501 BIKE SHELTER Scale: 1:50@A1



06 PLAN
PA-501 BIKE SHELTER Scale: 1:50@A1

02 PLAN
PA-501 BIKE SHELTER Scale: 1:50@A1

03 ROOF PLAN
PA-501 BIKE SHELTER Scale: 1:50@A1



07 ROOF PLAN
PA-501 BIKE SHELTER Scale: 1:50@A1

COPYRIGHT:
The design and details shown on this drawing are applicable to their project only and may not be reproduced in whole or in part or be used for any other project or purpose without the written permission of TOT Architects with whom copyright resides.

DO NOT SCALE from this drawing. Use figured dimensions. Contractor to check all dimensions on site prior to commencement of works. Any discrepancies are to be referred to the ARCHITECT.

KEY PLAN:

DATE	REV.	BY	CHECKED	DESCRIPTION
30.03.2022	*	PT	ND	ISSUED FOR PLANNING

REVISIONS

DATE	REV.	BY	CHECKED	DESCRIPTION
30.03.2022	*	PT	ND	ISSUED FOR PLANNING

DATE:	MARCH 2022
SCALE:	1:50
DRAWN:	PT
CHECKED:	ND
JOB NO:	18-42
STATUS CODE:	PA.
SHEET SIZE:	A2
REVISION:	*

PROJECT:
WAREHOUSING/LOGISTICS, OFFICE &
AT CALMOUNT ROAD, BALLYMOUNT, DUBLIN 12
STAGE:
PLANNING
DRAWING TITLE:
BIKE SHELTER DETAILS

TOT ARCHITECTS

REGISTERED OFFICE
48 Upper Mount Street
Dublin 7, D07 W029

DRAWING NO:
PA-501

PROJECT COORDINATOR ZONE LEVEL TYPE ROLE NUMBER