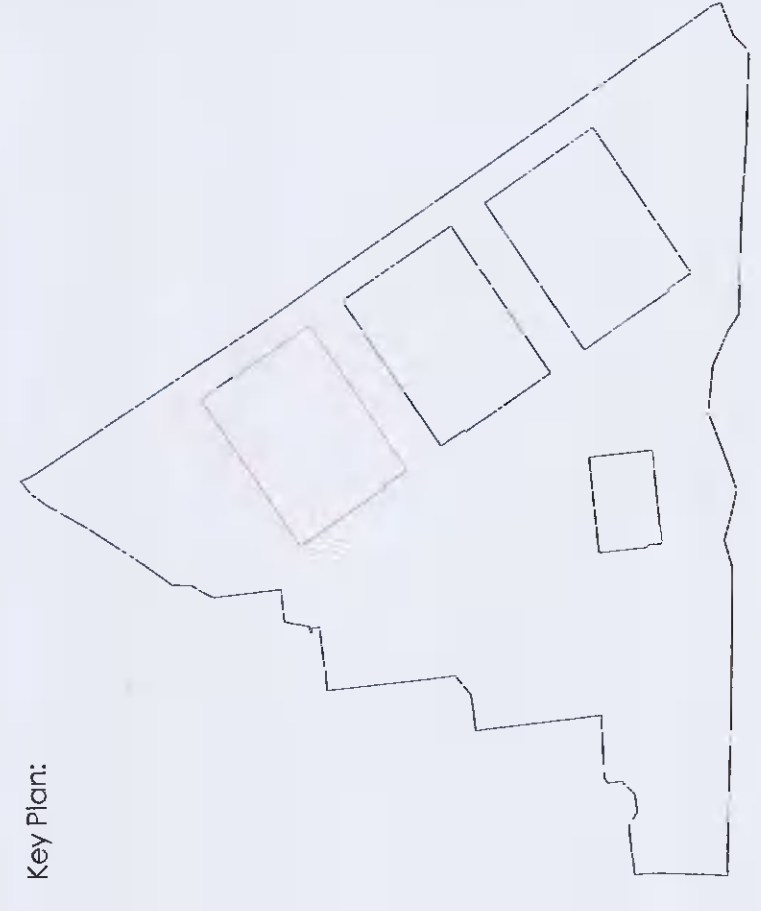


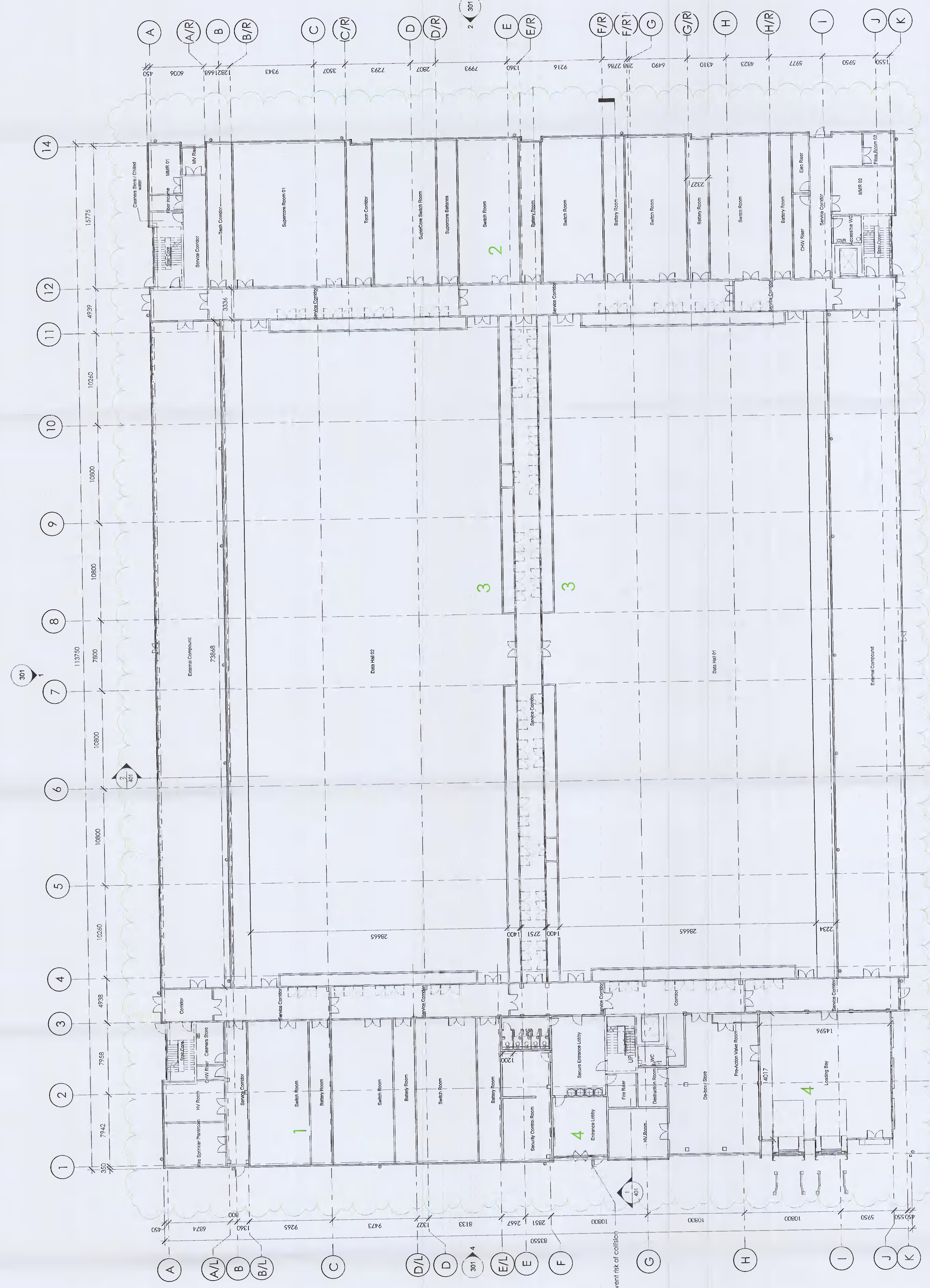


Key Plan:



NOTES:

1. ALL DIMENSIONS ARE IN METERS UNLESS OTHERWISE SPECIFIED.
2. ALL DIMENSIONS ARE TO FACE UNLESS OTHERWISE SPECIFIED.
3. ALL DIMENSIONS ARE TO FACE UNLESS OTHERWISE SPECIFIED.
4. ALL DIMENSIONS ARE TO FACE UNLESS OTHERWISE SPECIFIED.
5. ALL DIMENSIONS ARE TO FACE UNLESS OTHERWISE SPECIFIED.
6. ALL DIMENSIONS ARE TO FACE UNLESS OTHERWISE SPECIFIED.
7. ALL DIMENSIONS ARE TO FACE UNLESS OTHERWISE SPECIFIED.
8. ALL DIMENSIONS ARE TO FACE UNLESS OTHERWISE SPECIFIED.
9. ALL DIMENSIONS ARE TO FACE UNLESS OTHERWISE SPECIFIED.
10. ALL DIMENSIONS ARE TO FACE UNLESS OTHERWISE SPECIFIED.
11. ALL DIMENSIONS ARE TO FACE UNLESS OTHERWISE SPECIFIED.
12. ALL DIMENSIONS ARE TO FACE UNLESS OTHERWISE SPECIFIED.
13. ALL DIMENSIONS ARE TO FACE UNLESS OTHERWISE SPECIFIED.
14. ALL DIMENSIONS ARE TO FACE UNLESS OTHERWISE SPECIFIED.



REVISION KEY:

1. BACK UP GENERATOR COMPUND REMOVED.
2. ELECTRICAL ROOMS SPLIT EITHER SIDE OF DATA HALLS
3. CENTRAL SERVER ROOMS BETWEEN ICT EQUIPMENT ROOMS

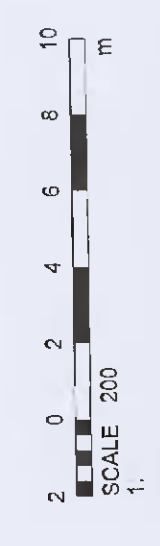
REMOVED ALL EXISTING WALLS BETWEEN ICT EQUIPMENT ROOMS AND LAY STAFF FACILITIES ENTRANCE AND LOADING BAY LOCATIONS REPOSITIONED

FOR PLANNING
ISSUED FOR INFORMATION

ARC:MC
146-142 St John Street London EC1V 4JF T 020 341 1251
REG. OFFICE: 146-142 ST JOHN STREET LONDON EC1V 4JF

CRAG DIGITAL LIMITED

PROJECT: CRAG DIGITAL
DESCRIPTION: BUILDING 3 GROUND FLOOR
SCALE: AS SHOWN
DRAWN BY: A. J. MCGEEHAN
REVISION: A
D10-ARC-B3-00-DR-A-201



1 BUILDING 3 - GROUND FLOOR - PROPOSED
1:200