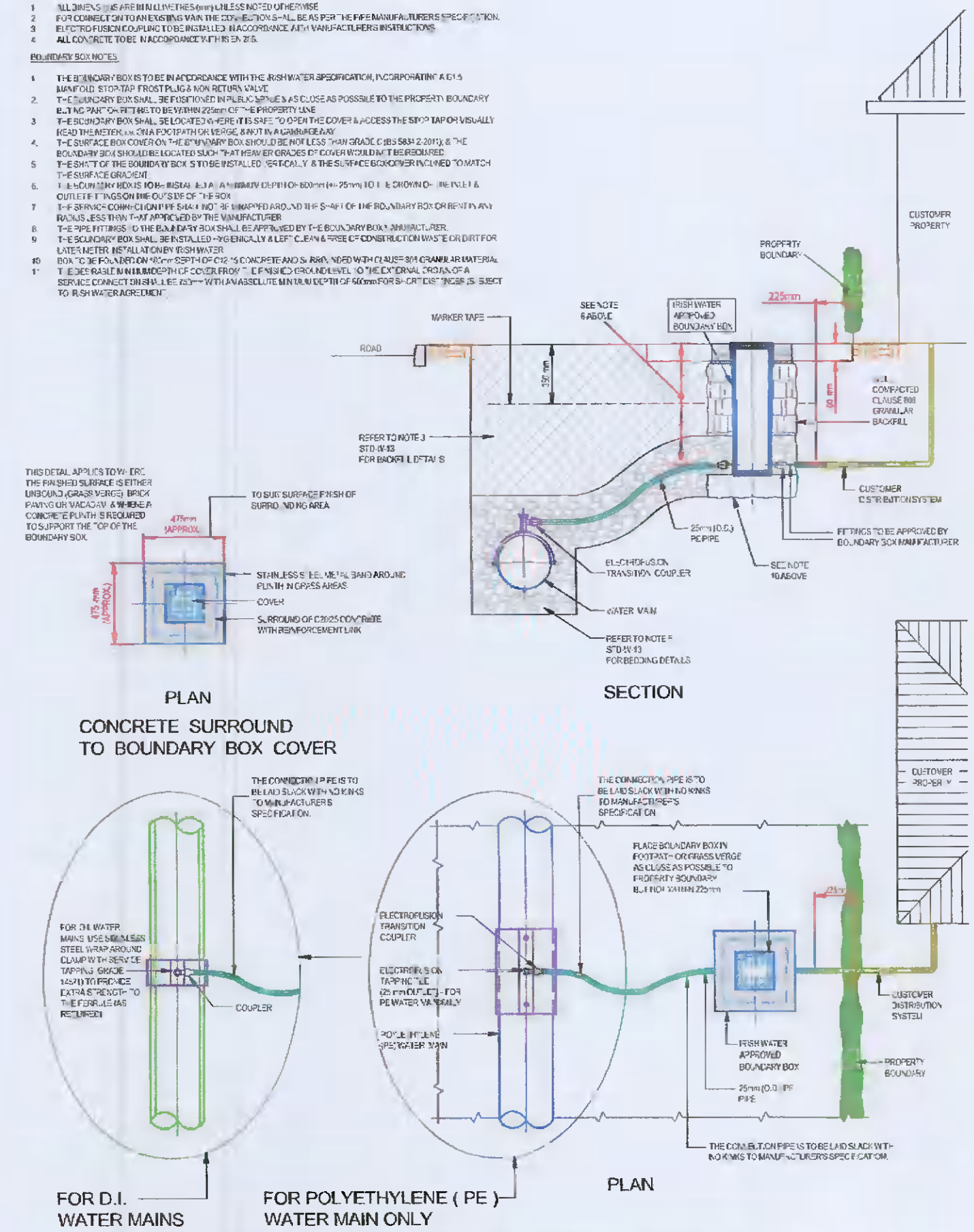
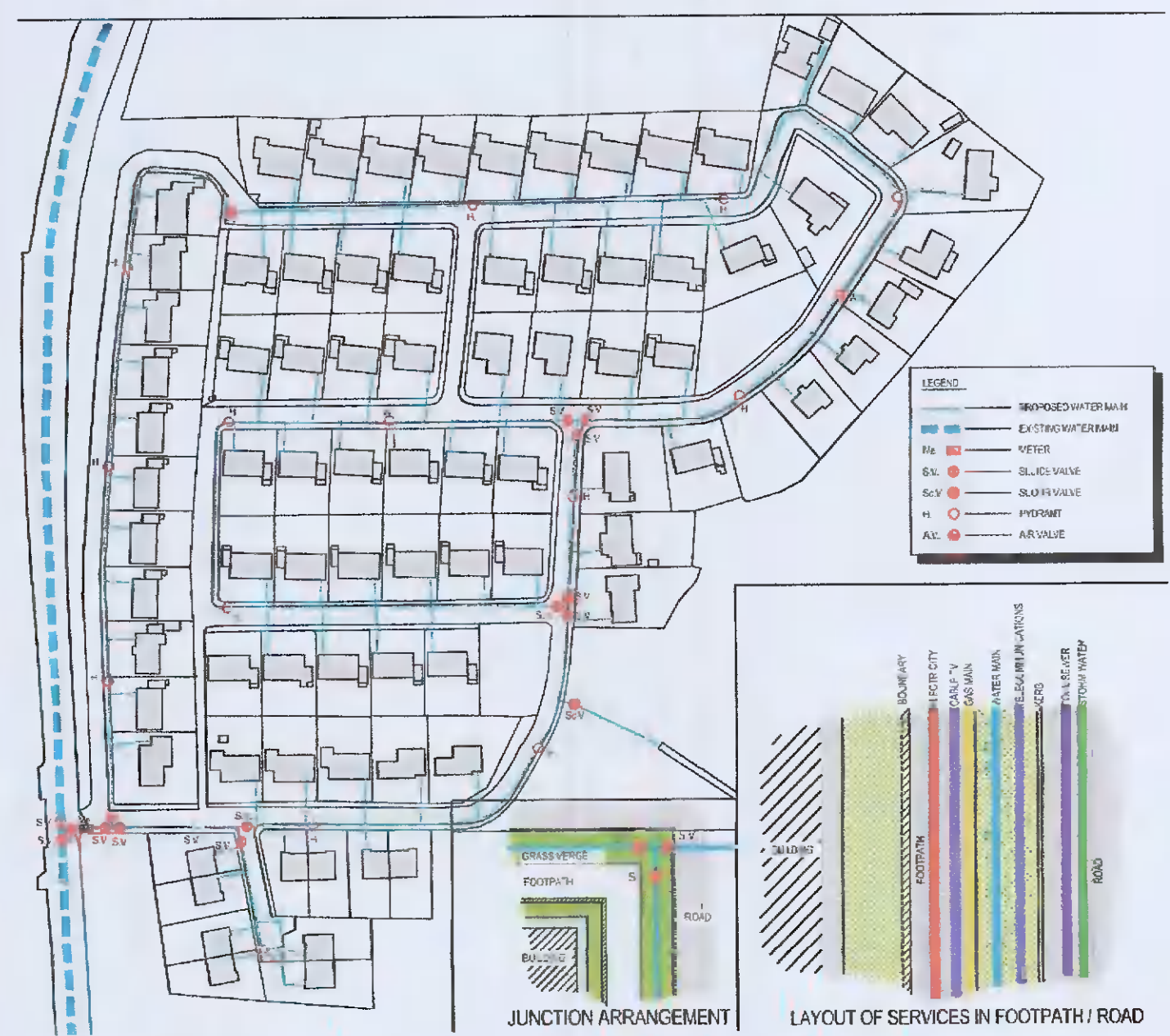
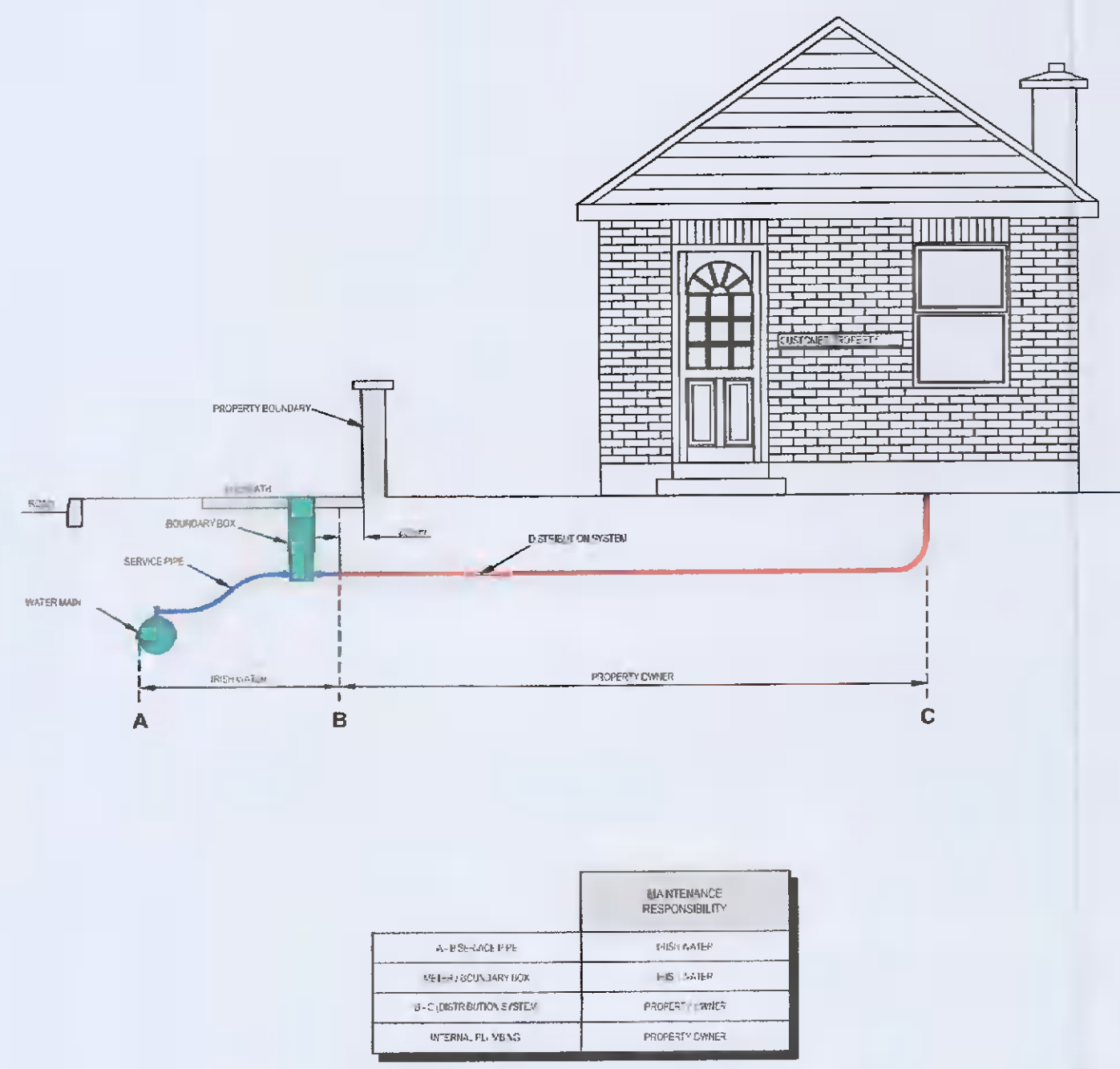


1. ALL DIMENSIONS ARE IN METERS UNLESS OTHERWISE STATED

1. ALL DIMENSIONS ARE IN METERS UNLESS OTHERWISE STATED
2. ALL DIMENSIONS ARE IN METERS UNLESS OTHERWISE STATED
3. ALL DIMENSIONS ARE IN METERS UNLESS OTHERWISE STATED
4. ALL DIMENSIONS ARE IN METERS UNLESS OTHERWISE STATED
5. ALL DIMENSIONS ARE IN METERS UNLESS OTHERWISE STATED
6. ALL DIMENSIONS ARE IN METERS UNLESS OTHERWISE STATED
7. ALL DIMENSIONS ARE IN METERS UNLESS OTHERWISE STATED
8. ALL DIMENSIONS ARE IN METERS UNLESS OTHERWISE STATED
9. ALL DIMENSIONS ARE IN METERS UNLESS OTHERWISE STATED
10. ALL DIMENSIONS ARE IN METERS UNLESS OTHERWISE STATED
11. ALL DIMENSIONS ARE IN METERS UNLESS OTHERWISE STATED
12. ALL DIMENSIONS ARE IN METERS UNLESS OTHERWISE STATED
13. ALL DIMENSIONS ARE IN METERS UNLESS OTHERWISE STATED
14. ALL DIMENSIONS ARE IN METERS UNLESS OTHERWISE STATED
15. ALL DIMENSIONS ARE IN METERS UNLESS OTHERWISE STATED
16. ALL DIMENSIONS ARE IN METERS UNLESS OTHERWISE STATED
17. ALL DIMENSIONS ARE IN METERS UNLESS OTHERWISE STATED
18. ALL DIMENSIONS ARE IN METERS UNLESS OTHERWISE STATED
19. ALL DIMENSIONS ARE IN METERS UNLESS OTHERWISE STATED
20. ALL DIMENSIONS ARE IN METERS UNLESS OTHERWISE STATED

GENERAL NOTES:

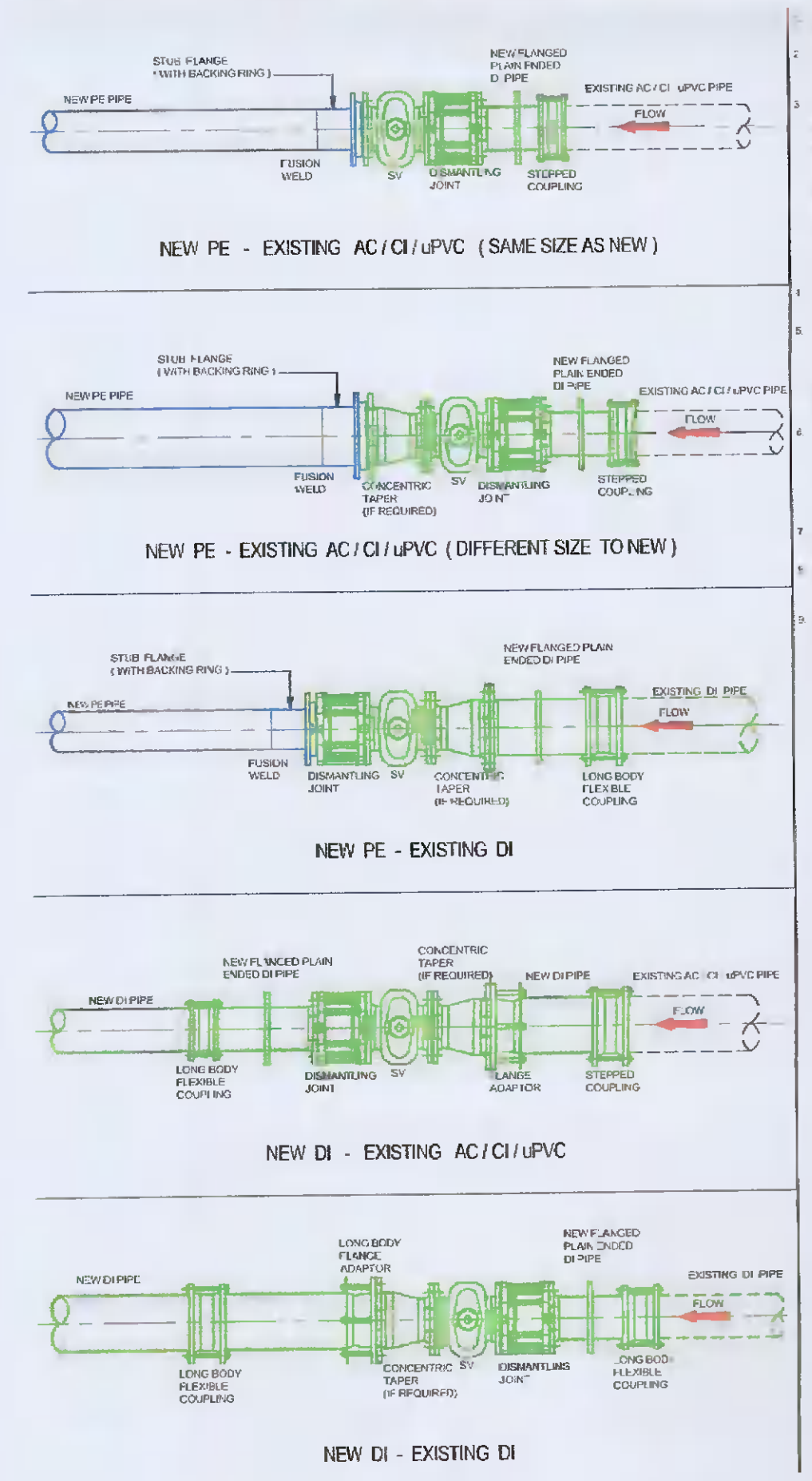
1. THIS DRAWING IS TO BE READ IN CONJUNCTION WITH ALL OTHER RELEVANT ARCHITECTS & ENGINEERS DRAWINGS AND SPECIFICATIONS.
2. USE FIGURED DIMENSIONS ONLY. DO NOT SCALE
3. ALL FFL AND SSL TO BE CONFIRMED BY ARCHITECT
4. ALL DPC's, DPM's, RADON BARRIERS, INSULATION AND ALL WEATHERING DETAILS TO ARCHITECT'S DRAWINGS & SPECIFICATIONS
5. THE CONTRACTOR SHALL VERIFY ALL DIMENSIONS AND LEVELS WITH ARCHITECTURAL DRAWINGS PRIOR TO START OF CONSTRUCTION. ANY DISCREPANCIES TO BE NOTIFIED TO THE ENGINEER & ARCHITECT FOR RESOLUTION
6. REFER TO ARCHITECTURAL DRAWINGS FOR ALL SITE & APPLICATION BOUNDARIES



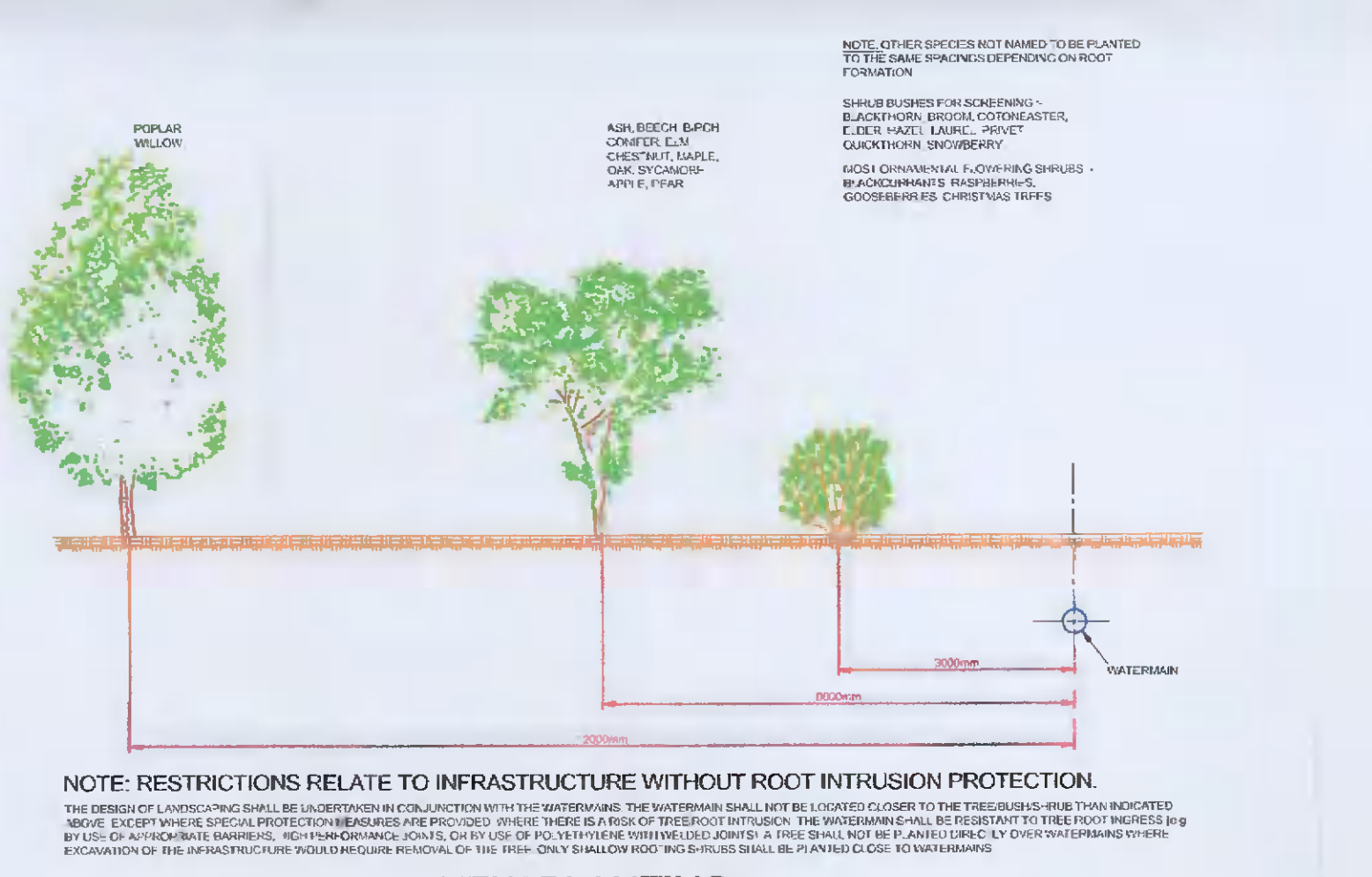
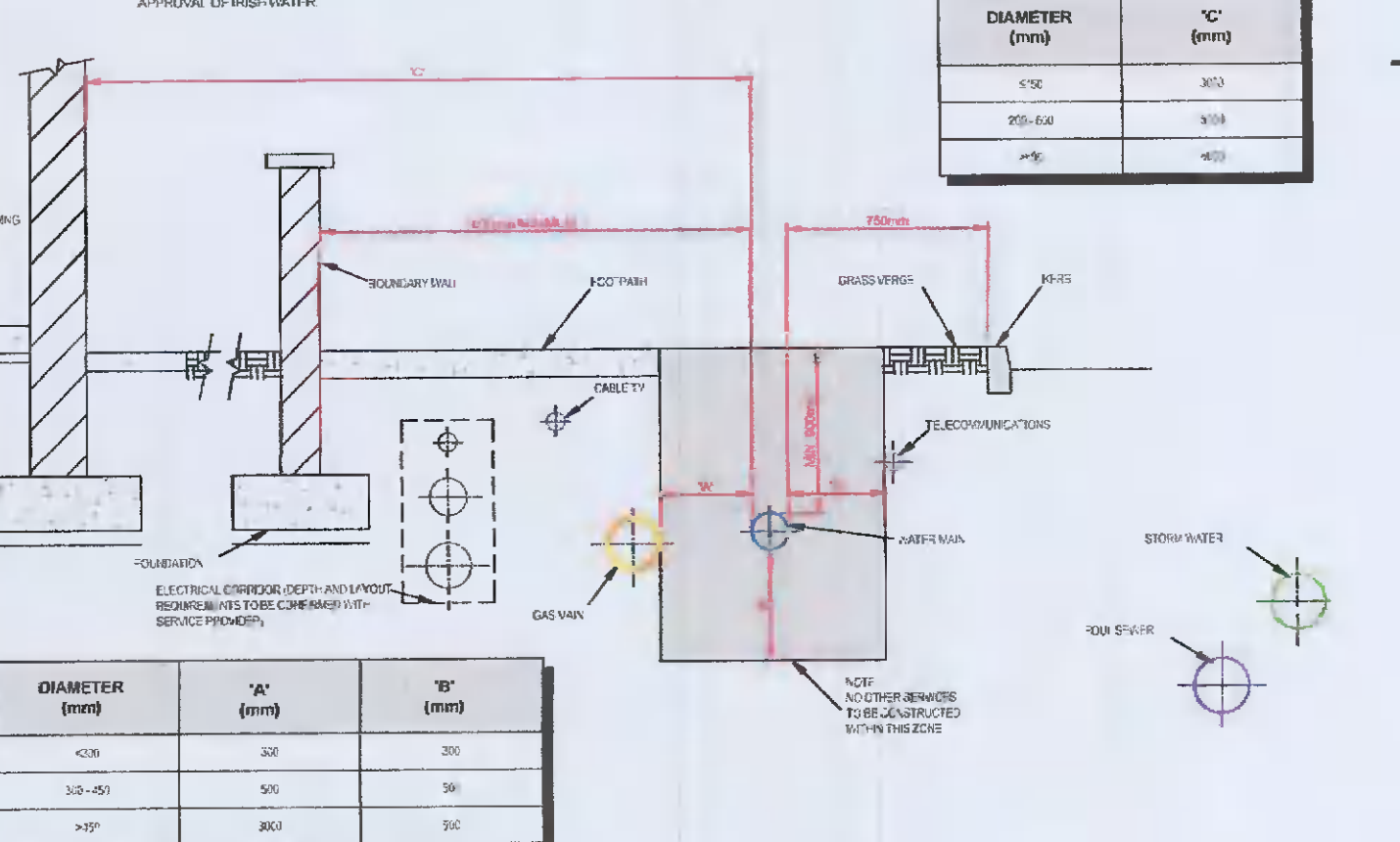
TYPICAL IRISH WATER DETAIL FOR WATER SERVICE CONNECTION RESPONSIBILITY - NTS

TYPICAL IRISH WATER DETAIL FOR TYPICAL WATERMAIN LAYOUT WITHIN DEVELOPMENTS - NTS

TYPICAL IRISH WATER DETAIL FOR CUSTOMER CONNECTION & BOUNDARY BOX - NTS



1. ALL DIMENSIONS ARE IN METERS UNLESS OTHERWISE STATED
2. ALL DIMENSIONS ARE IN METERS UNLESS OTHERWISE STATED
3. ALL DIMENSIONS ARE IN METERS UNLESS OTHERWISE STATED
4. ALL DIMENSIONS ARE IN METERS UNLESS OTHERWISE STATED
5. ALL DIMENSIONS ARE IN METERS UNLESS OTHERWISE STATED
6. ALL DIMENSIONS ARE IN METERS UNLESS OTHERWISE STATED
7. ALL DIMENSIONS ARE IN METERS UNLESS OTHERWISE STATED
8. ALL DIMENSIONS ARE IN METERS UNLESS OTHERWISE STATED
9. ALL DIMENSIONS ARE IN METERS UNLESS OTHERWISE STATED
10. ALL DIMENSIONS ARE IN METERS UNLESS OTHERWISE STATED
11. ALL DIMENSIONS ARE IN METERS UNLESS OTHERWISE STATED
12. ALL DIMENSIONS ARE IN METERS UNLESS OTHERWISE STATED
13. ALL DIMENSIONS ARE IN METERS UNLESS OTHERWISE STATED
14. ALL DIMENSIONS ARE IN METERS UNLESS OTHERWISE STATED
15. ALL DIMENSIONS ARE IN METERS UNLESS OTHERWISE STATED
16. ALL DIMENSIONS ARE IN METERS UNLESS OTHERWISE STATED
17. ALL DIMENSIONS ARE IN METERS UNLESS OTHERWISE STATED
18. ALL DIMENSIONS ARE IN METERS UNLESS OTHERWISE STATED
19. ALL DIMENSIONS ARE IN METERS UNLESS OTHERWISE STATED
20. ALL DIMENSIONS ARE IN METERS UNLESS OTHERWISE STATED



PLANNING ISSUE

S4.P01	ISSUED FOR PLANNING	15.02.2022	TN	RK
Rev.	Note	Date	Drawn	Check
<p>DONNACHADH O'BRIEN & ASSOCIATES CONSULTING ENGINEERS</p> <p>UNIT 5C ELM HOUSE MILLENNIUM PARK NAAS CO. KILDARE</p> <p>PHONE: +353 45 984 042 WWW.DOBRIEN-ENGINEERS.IE</p>		<p>Client: DUBLIN & DUN LAOGHAIRE ETB</p> <p>Project: LUCAN COMMUNITY COLLEGE</p> <p>Drawing Title: TYPICAL WATERMAIN DETAILS SHEET 1 OF 3</p>		
Drawn By:	Checked By:	Approved By:	Date:	Scale:
IK	TN	DOB	SEPT '19	NTS
Project Number:	Drawing Number:	Status Code:	Rev Number:	
DOBA1446	LCC-DOB- XX-SI- DR-C-0012A	S4	P01	

TYPICAL IRISH WATER DETAIL FOR GENERAL PIPE CONNECTIONS - NTS

TYPICAL IRISH WATER DETAIL INDICATING SEPARATION DISTANCES - NTS

TYPICAL IRISH WATER DETAIL FOR PLANTING RESTRICTIONS ADJACENT TO WATERMAINS - NTS