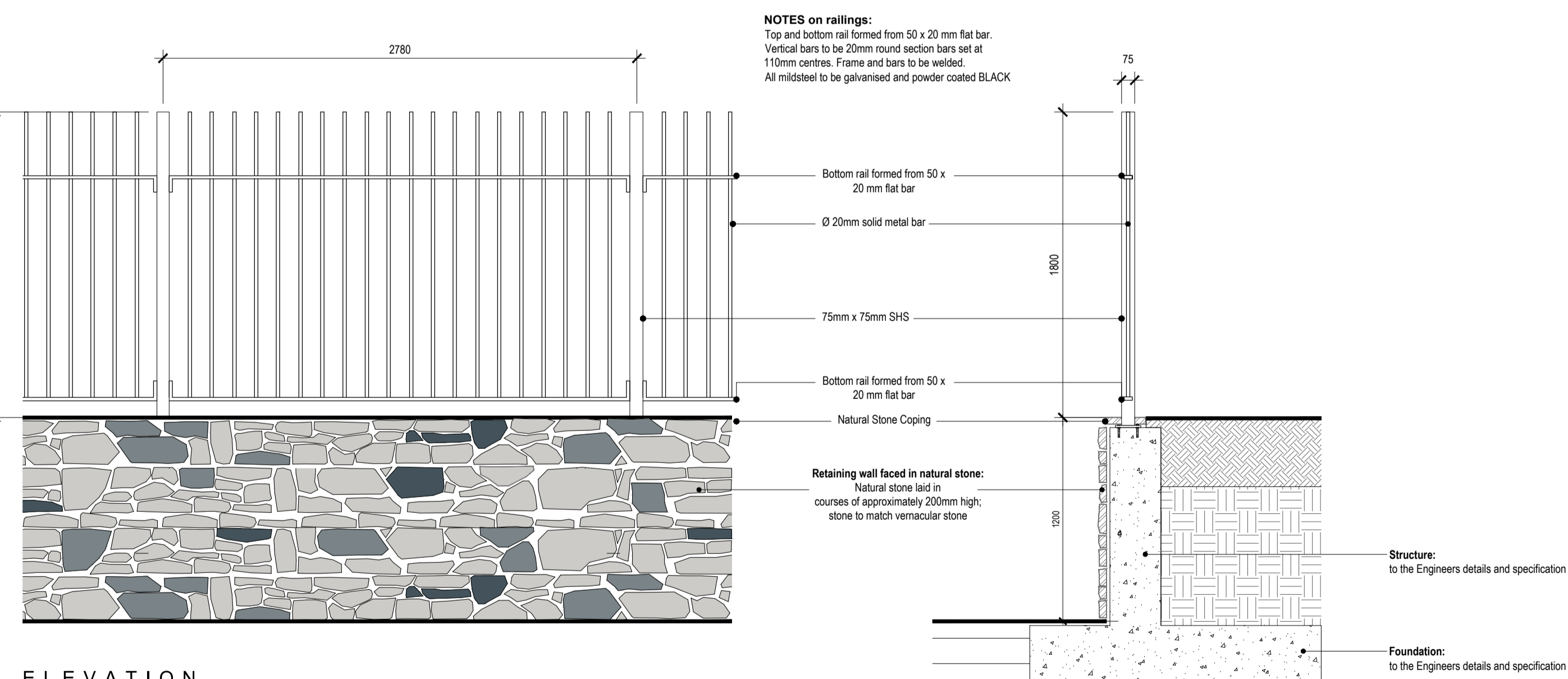


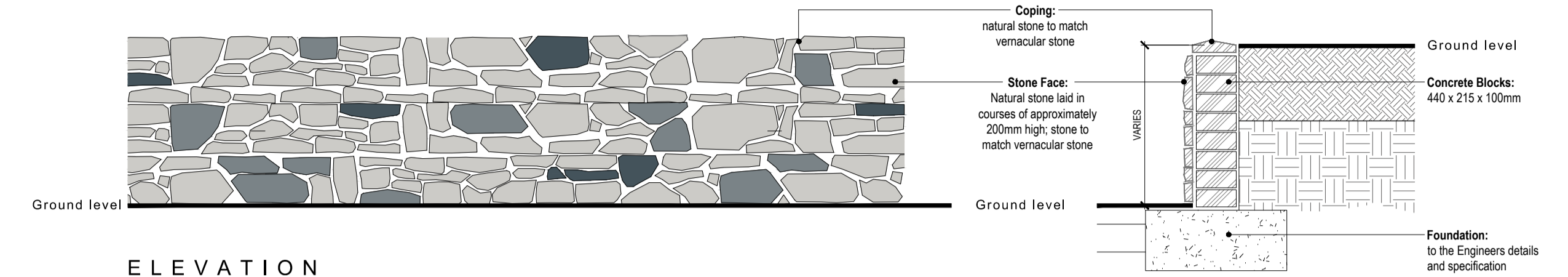
**01**  
251

Detail of Proposed 1.1m High Metal Railing on Stone Faced Retaining Wall  
scale 1:25



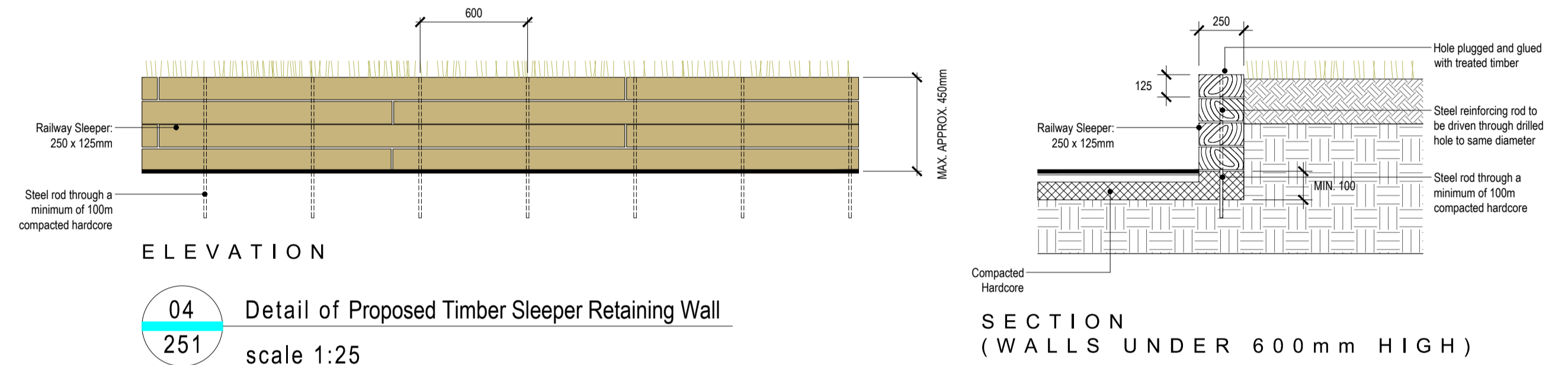
**02**  
251

Detail of Proposed 1.8m Metal Railing on Concrete/Stone Faced Retaining Wall  
scale 1:25



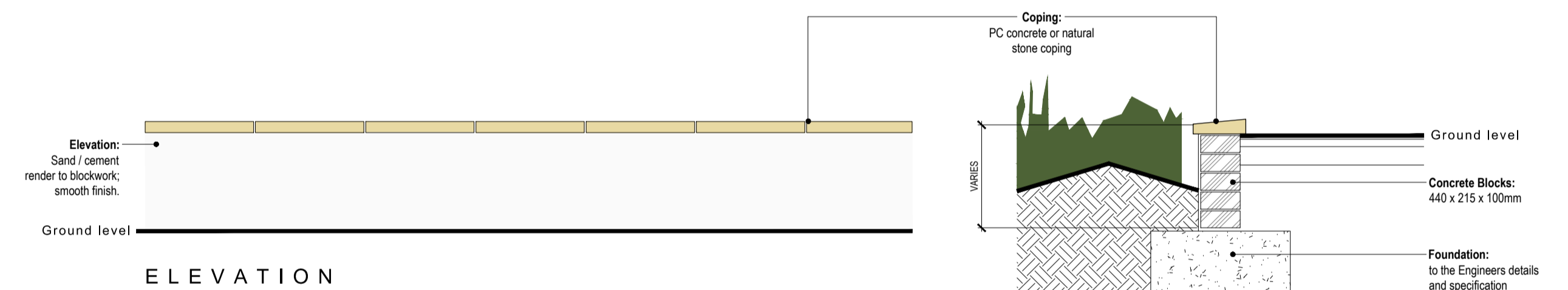
**03**  
251

Detail of Proposed Stone Faced Retaining Wall  
scale 1:25



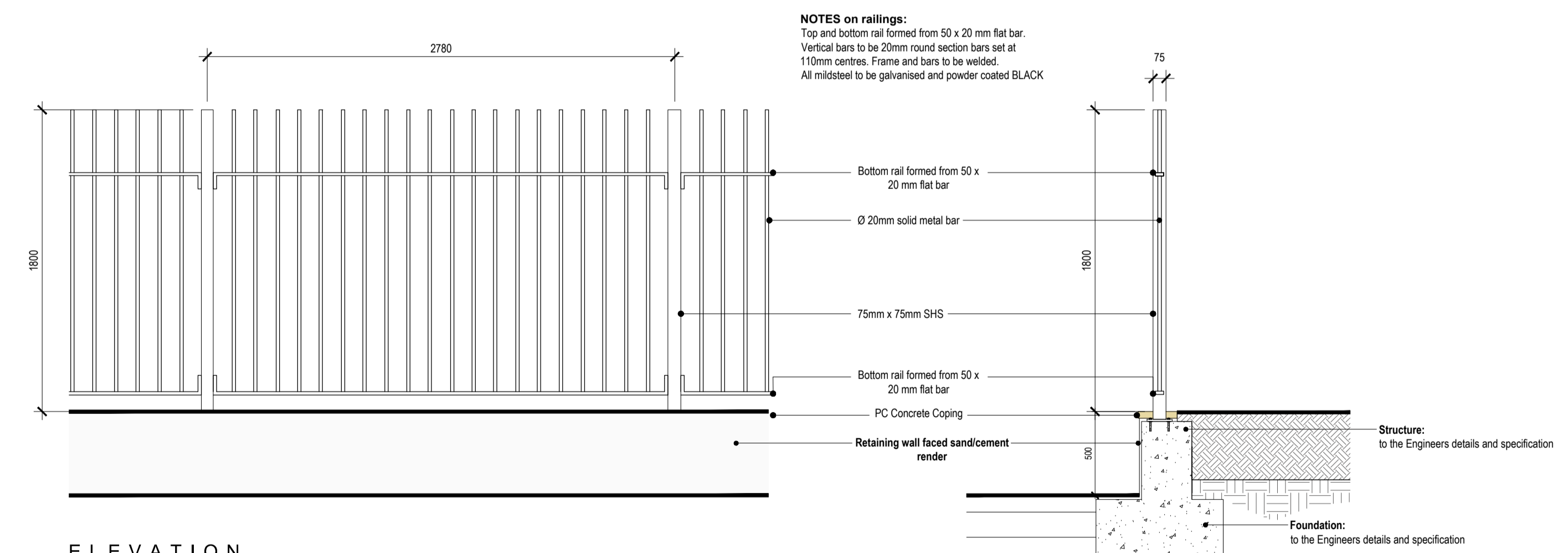
**04**  
251

Detail of Proposed Timber Sleeper Retaining Wall  
scale 1:25



**05**  
251

Detail of Proposed Concrete Retaining Wall  
scale 1:25



**06**  
251

Detail of Proposed 1.8m Metal Railing on Concrete/Rendered Retaining Wall  
scale 1:25

This drawing is the copyright of **ait** urbanism + landscape ltd. Unless otherwise stated all dimensions are in millimetres. Where dimensions are not given, drawings must not be scaled and the matter must be referred to the Landscape Architect. If the drawing includes conflicting details/dimensions the matter must be referred to the Landscape Architect. All dimensions must be checked on site. The Landscape Architect must be informed, by the Contractor, of any discrepancies before work proceeds.

DATE	REV.	DESCRIPTION	DRAWN BY	CHECKED BY
-	-	-	-	-
-	-	-	-	-
-	-	-	-	-
-	-	-	-	-

**NOTES:**

<b>ait</b> urbanism + landscape 3rd Floor Newmarket House Newmarket Square Dublin 8 Ireland t + 353 (0) 1 739522 www.aitgroup.ie	<b>ISSUE STATUS:</b> PLANNING DRAWING NO: 20SD02-DR-251 REVISION: -	
	CLIENT: BCDK Holdings Ltd. & Coll Avon Ltd. PROJECT: Edmondstown SHD DRAWING: Boundary Details 2	DRAWN BY: LM PROJECT NO: 20SD02 SCALE: 1:25 SHEET SIZE: A1 CHECKED BY: RJ