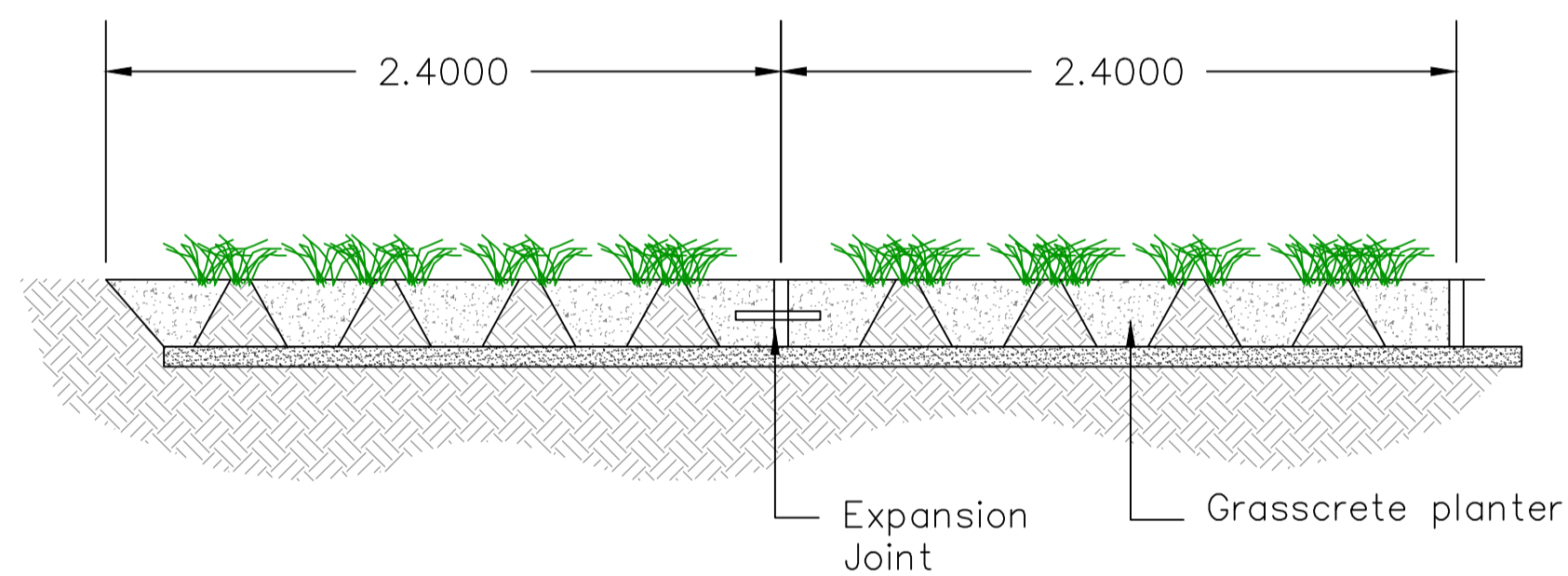


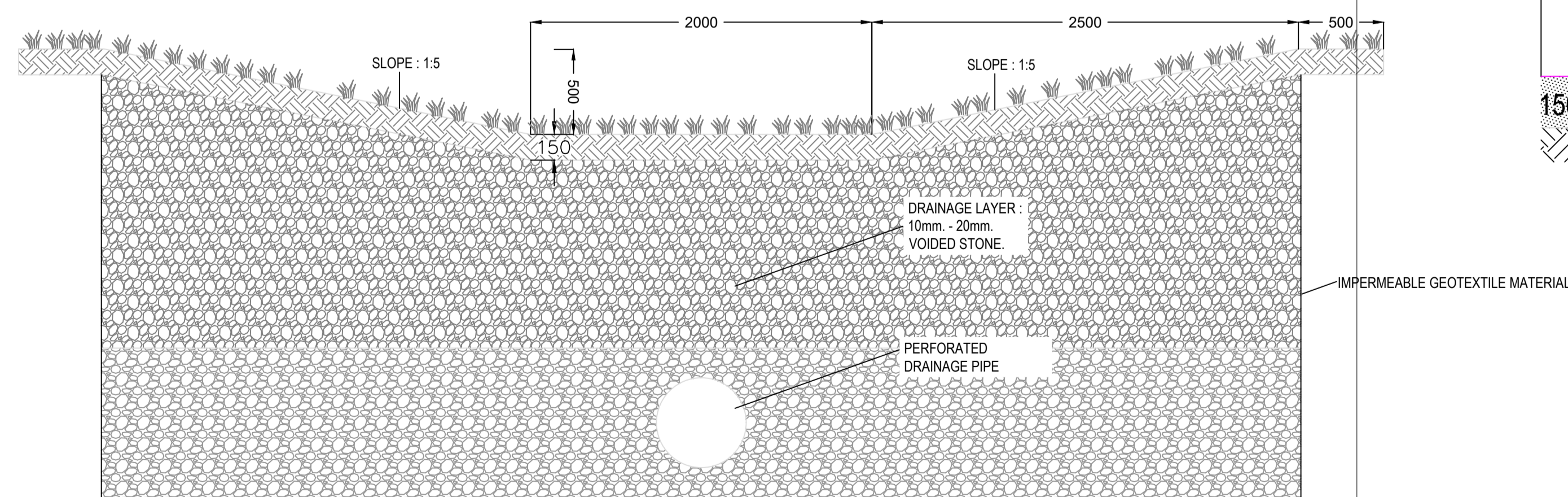
Proposed Grasscrete Parking Bay
Plan Scale 1:50



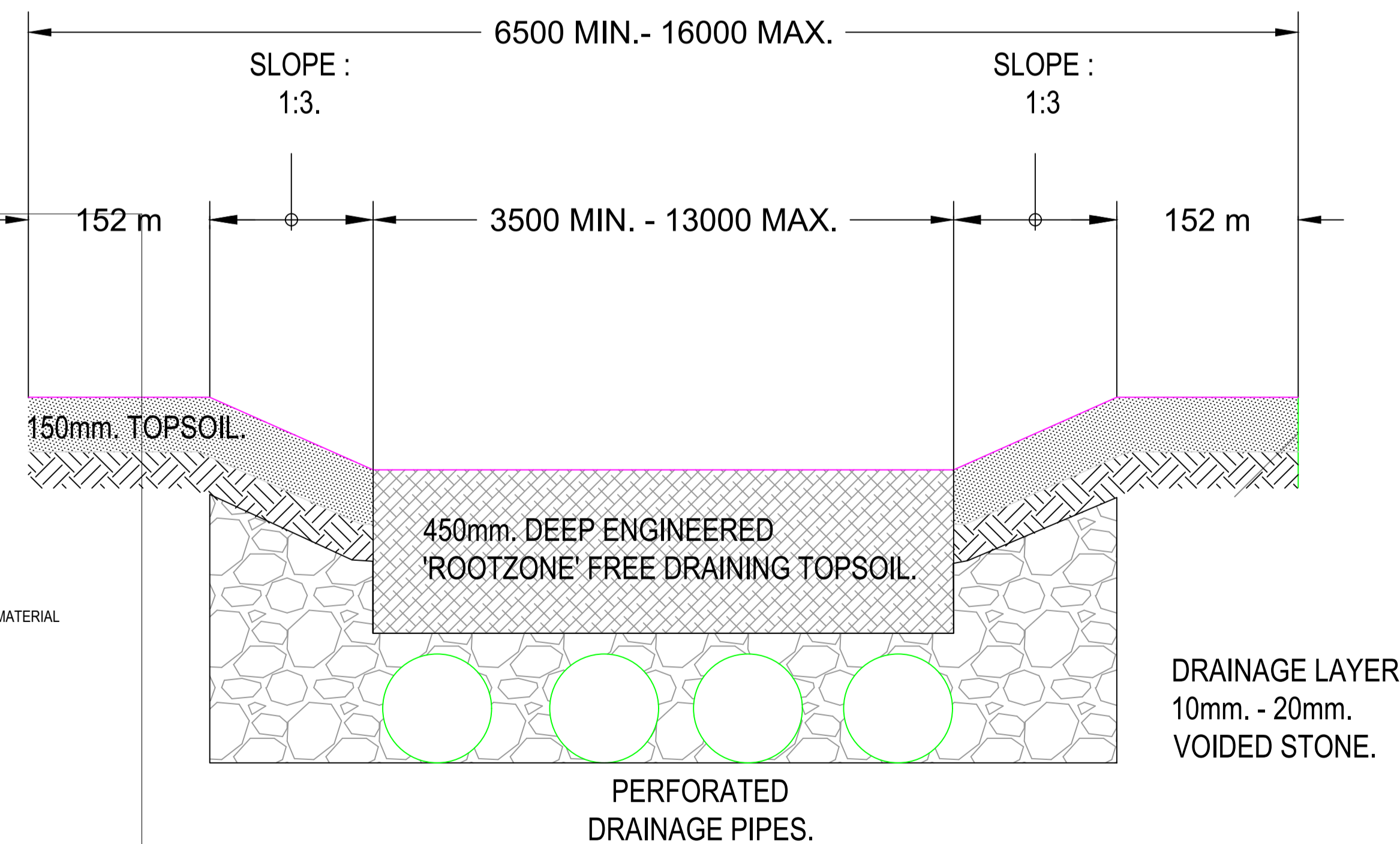
Proposed Grasscrete Parking Bay



Proposed Grasscrete Parking Bay
Plan Scale 1:25



TYPICAL SECTION THROUGH DRY SWALE
SCALE 1:25 © A1



TYPICAL SECTION THROUGH DETENTION BASIN
NOT TO SCALE

NOTES:

1. FIGURED DIMENSIONS ONLY TO BE TAKEN FROM THIS DRAWING.
2. ALL DRAWINGS TO BE CHECKED BY THE CONTRACTOR ON SITE.
3. ENGINEER/EMPLOYERS REPRESENTATIVE, AS APPROPRIATE, TO BE INFORMED BY THE CONTRACTOR OF ANY DISCREPANCIES BEFORE ANY WORK COMMENCES.
4. THE CONTRACTOR SHALL UNDERTAKE A THOROUGH CHECK FOR THE ACTUAL LOCATION OF ALL SERVICES/UTILITIES, ABOVE AND BELOW GROUND, BEFORE ANY WORK COMMENCES.
5. ALL LEVELS SHOWN RELATE TO ORDINANCE SURVEY DATUM AT MALIN HEAD.

Rev	Date	Description	By	Chkd.
A	02.03.21	PLANNING ISSUE	PF	McC



Client: **Greener Ideas**
Project: **PROFILE PARK POWER PLANT**

Title: **PROPOSED SUDs DETAILS**

Scale @ A1: **AS SHOWN**
Prepared by: **PF** Checked: **MMcC** Date: **March 2022**
Project Director: **BRIAN CARROLL**
Drawing Status: **PLANNING**

TOBIN
CONSULTING ENGINEERS
TOBIN Consulting Engineers,
Block 10-4, Blanchardstown Corporate Park,
Dublin 15, Ireland.
tel: +353-(0)1-8030406
fax: +353-(0)1-8030409
e-mail: dublin@tobin.ie
www.tobin.ie

TOBIN Consulting Engineers will not be liable for any use of this document for any purpose other than that for which it was originally prepared and provided. Except where specifically and explicitly agreed in writing by TOBIN Consulting Engineers, no copyright holder, no part of this document may be reproduced or transmitted in any form and this document shall not be relied upon by any third party for any purpose.
Drawing No.: **11069-2011** Revision: **A**