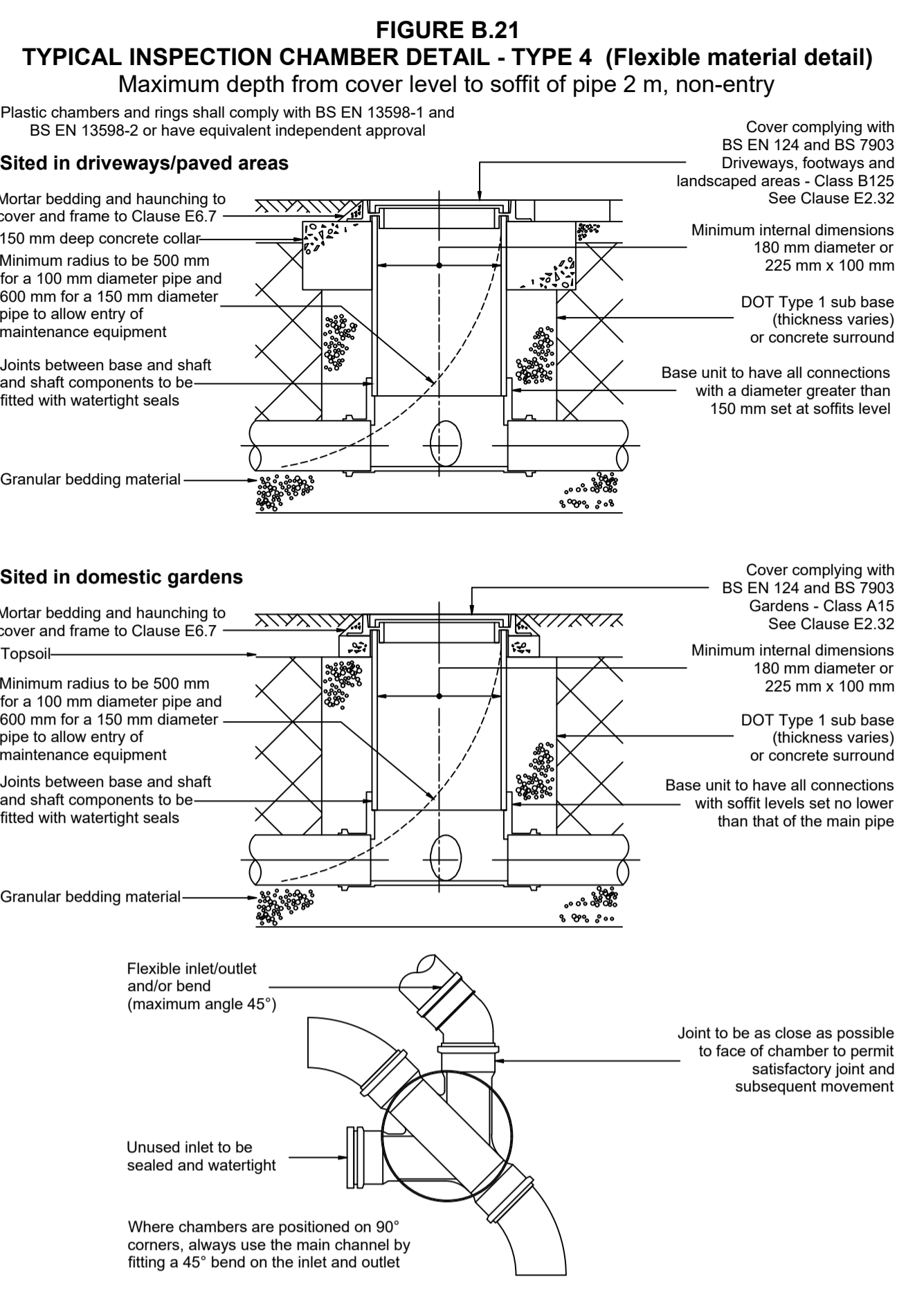
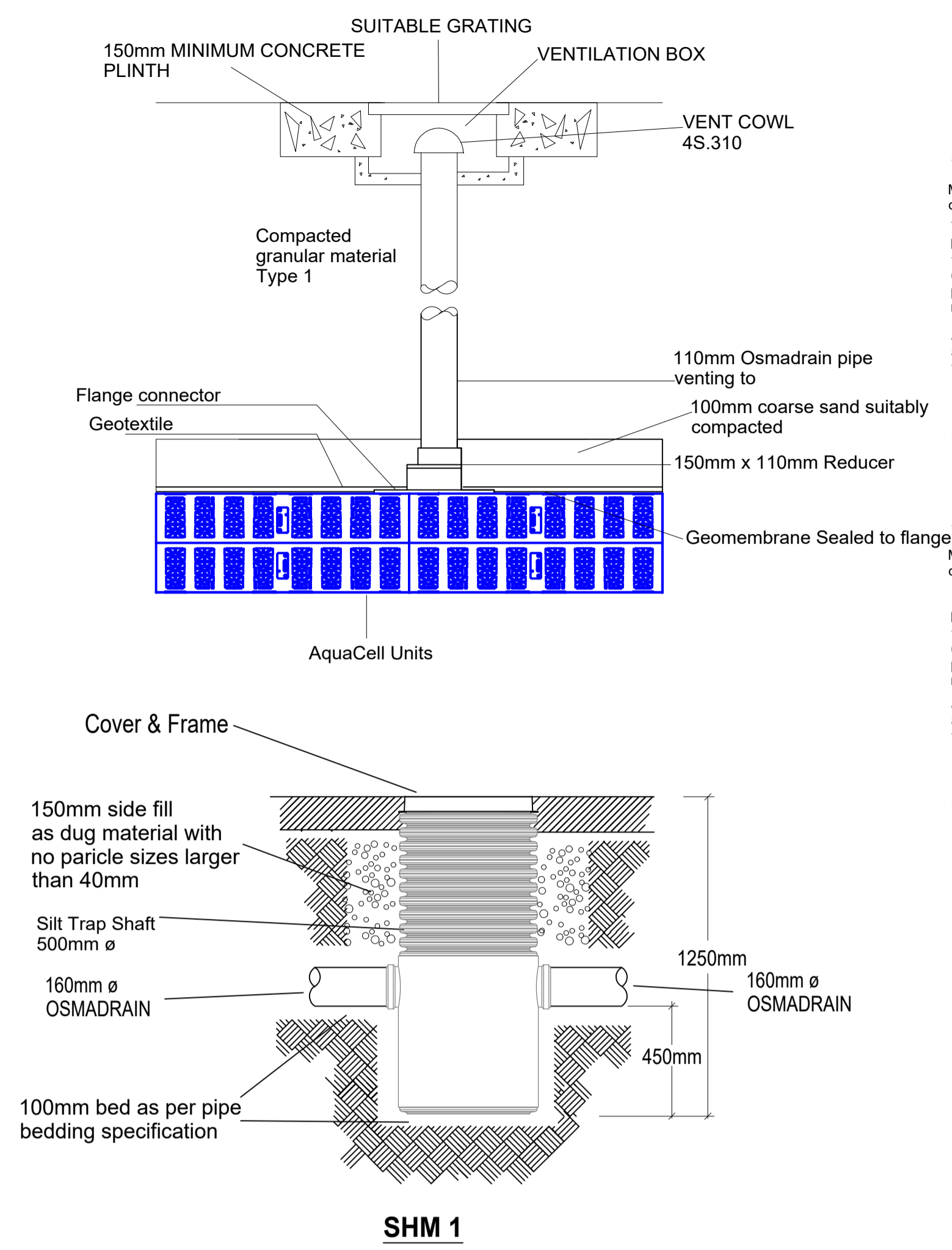
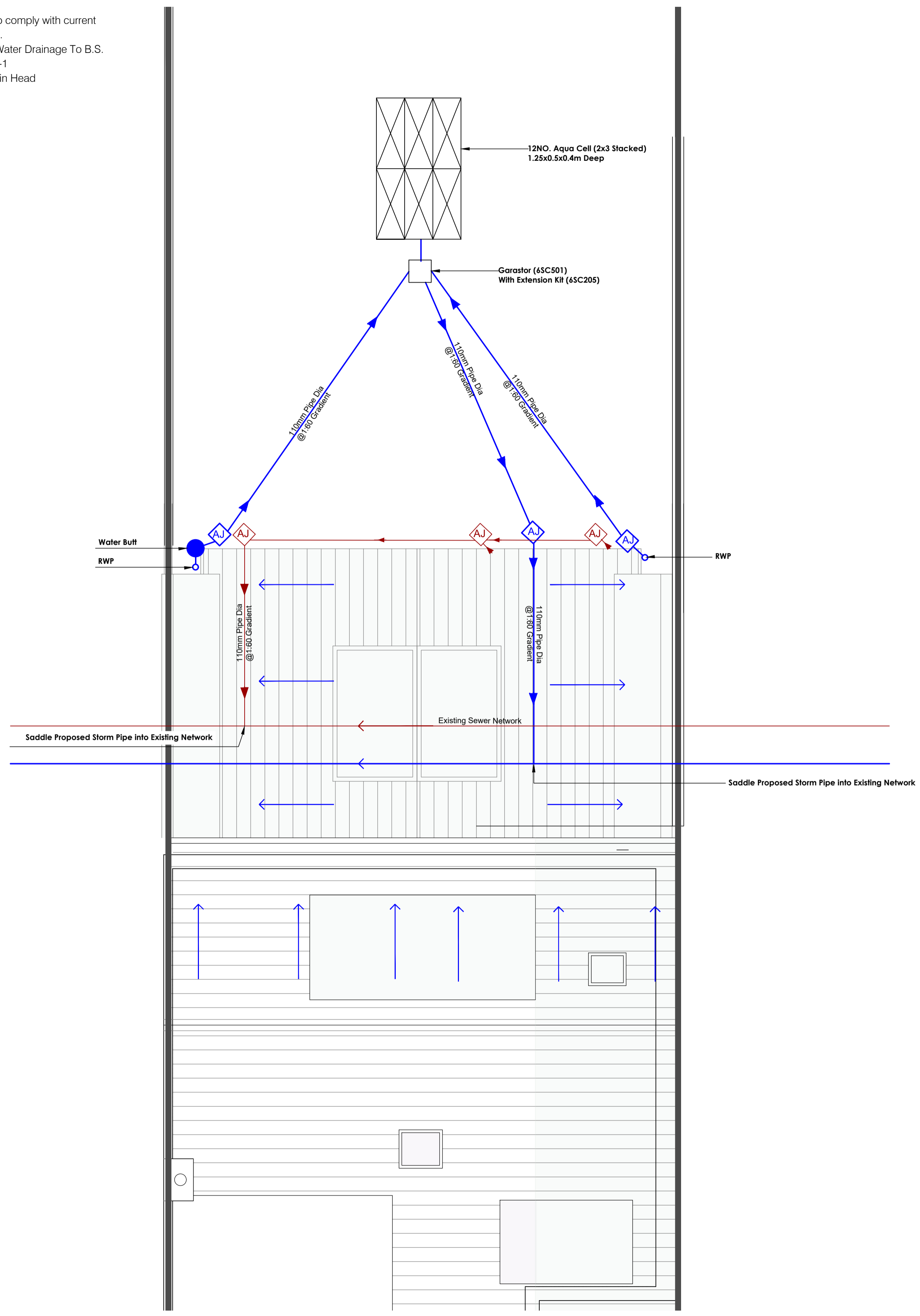


NOTES:

- This drawing to be read in conjunction with all relevant Architects and Engineers drawings.
- Do not scale drawing.
- All dimensions in millimeters unless otherwise stated.
- All building works to comply with current building regulations.
- All Foul & Surface Water Drainage To B.S. 4514 / I.S. EN 1329-1
- All levels to OD Malin Head



LEGEND:

- Denotes new surface water manhole
- ◆ Denotes new surface water access junction
- Denotes new surface water line
- Denotes RWP + BIGT
- Denotes permeable paving interception storage
- Denotes road gully
- Denotes new foul water manhole
- ◆ Denotes new foul water access junction
- Denotes new foul water inspection chamber in accordance with Irish Water STD-WW-13
- Denotes new foul water line
- Denotes BIGT
- Denotes new 1000 P.E. watermain
- Denotes existing uPVC watermain
- Denotes new boundary box water meter
- SV Denotes sluice valve
- ⊙ Denotes duck foot fire hydrant
- ◆ Denotes air valve
- Denotes washout



4 Bridgecourt Office Park
Walkinstown Avenue
Dublin 12
Tel / Fax: 01-426 4883 /
01-429 7971
email: mail@once.co
www.once.co

Scale:
A1 @ 1:50
Date:
FEB'22

Client:
**Colm and Linda
Christie**
Drawing number:
5311/01

Job Title:
35 Knocklyon Drive
Drawing Title:
**DRAINAGE LAYOUT
& TYPICAL DETAILS**

Rev	Revision description	Date	Drawn	Design	Check
A	Issued for Construction	NOV 2021	MC	TON	TON