
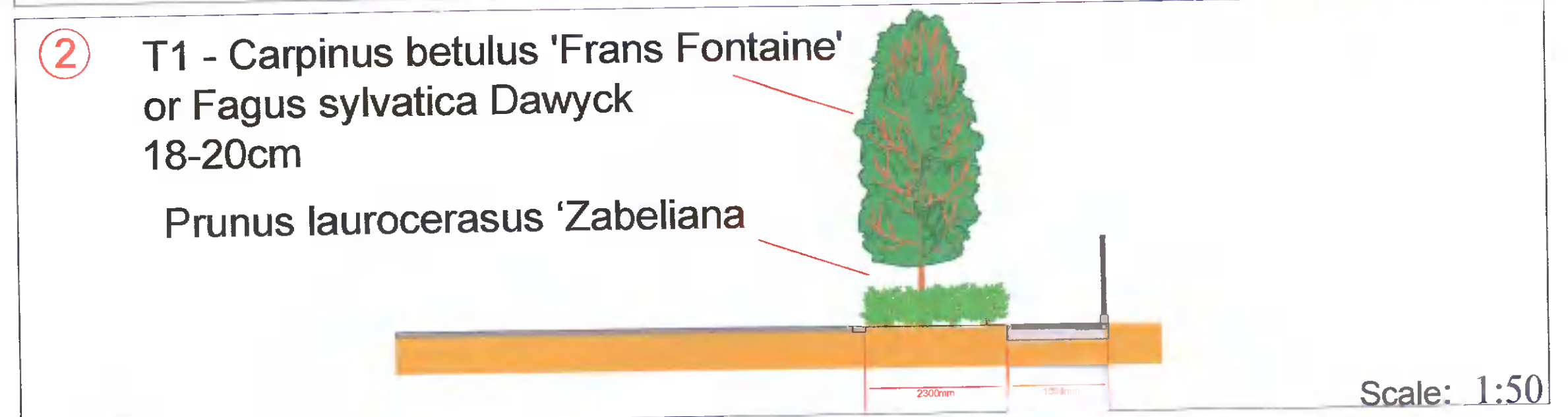
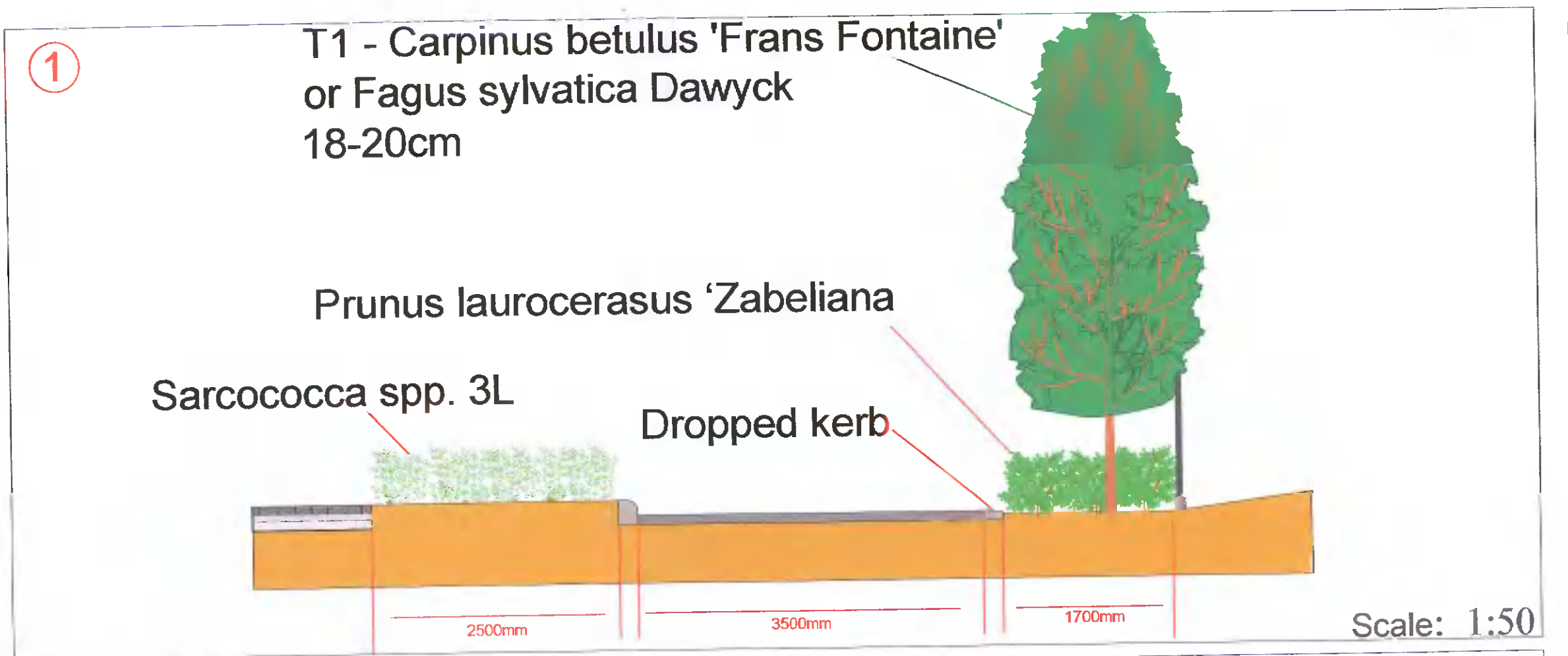
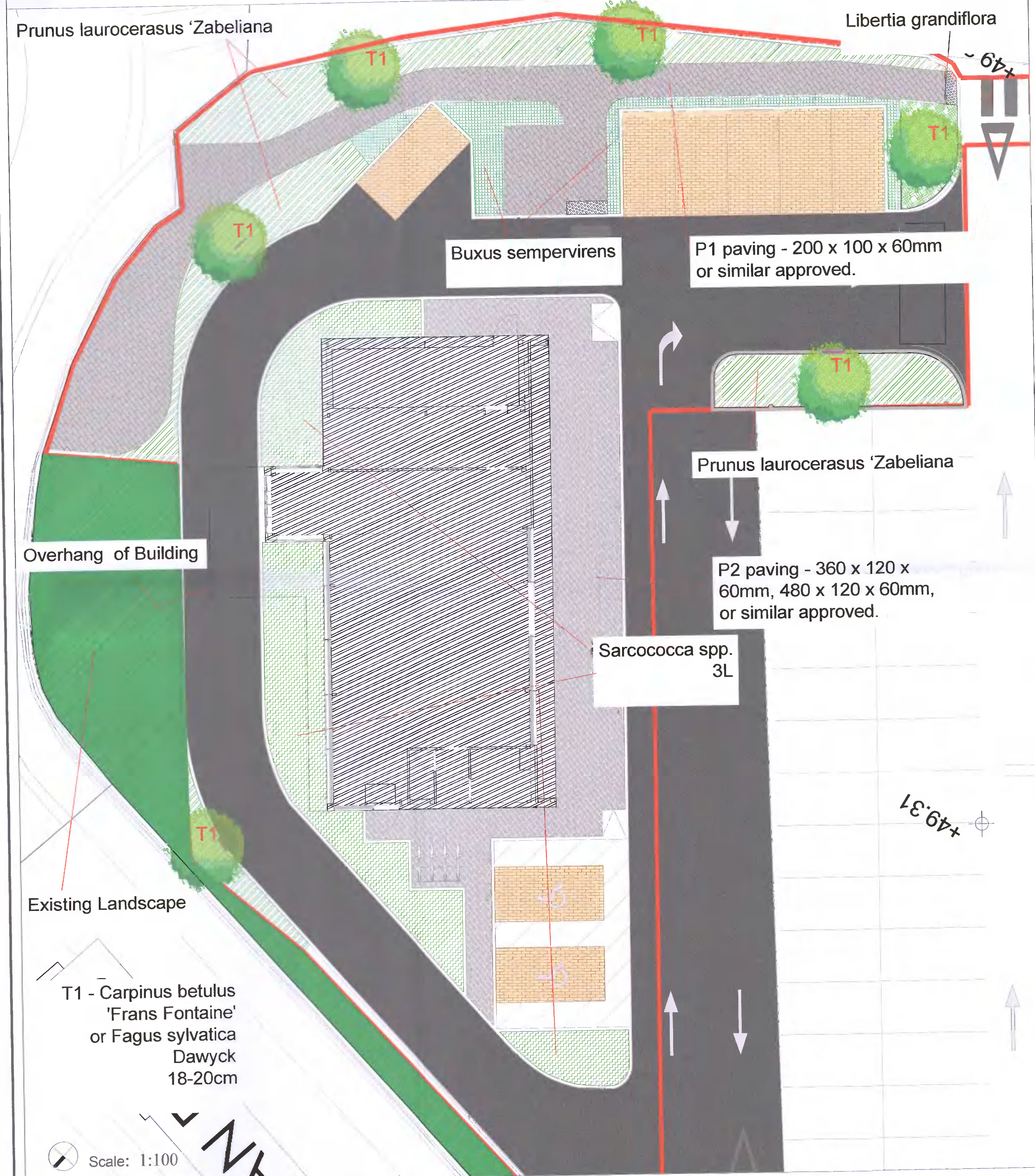


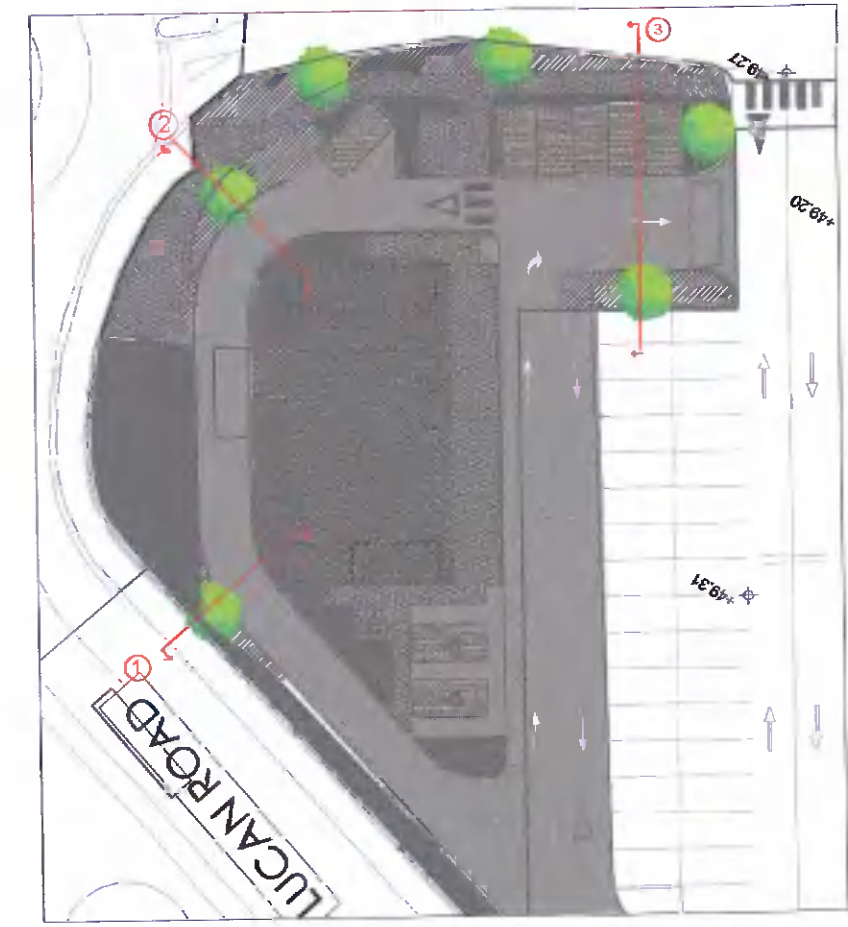
Landscape Masterplan 1:100 @A1-



Legend:

- SOFT LANDSCAPE - or similar approved plants - subject to availability.**
- Proposed Tree Planting
 - T1 - Carpinus betulus 'Frans Fontaine' or Fagus sylvatica Dawyck 18-20cm
 - Prunus laurocerasus 'Zabeliana' (300-500mm high) 450mm topsoil depth
 - Sarcococca hookeriana (300mm - 500mm high) 450mm topsoil depth
 - Buxus sempervirens (300mm - 500mm high) 450mm topsoil depth
 - Libertia grandiflora (300mm - 500mm high) 450mm topsoil depth
 - Existing landscape
- HARD LANDSCAPE**
- Main Roadway Tarmac/adam
 - P1 - Paving - 200x100 x 60mm - Natural Grey. Or similar approved
 - P2 - Paving - 360x120 x 60mm, 480x120 x 60mm - Charcoal. Or similar approved
 - Car Parking - To Engineer spec or similar approved
 - Tactile Metal Blister Studs @ Crossings Steps and Ramps
 - Dropped Kerb - Please see Engineer DWG for details
 - Bike Stands

Section Lines:



Project Title: Drive Through Coffee Shop, Lucan Retail Park, Dublin	Dwg. No.: 01
Client: Starbucks	Scale: 1:100 @A1
Drawing Title: Landscape Masterplan	Date: 07.03.2022
Job No.: 1677	Drawing By: CW
	Checked By: RMD

RMDA
LANDSCAPE ARCHITECTS AND CONSULTANTS

Ronan MacDiarmada + Associates Ltd.
Landscape Architects and Consultants.

5 Toetenhill, Rathcoole, Co. Dublin
tel: +353 1 412 4476 mob: 086 26 25 438
fax: +353 1 401 3748 e-mail: ronan@rmda.ie

This drawing is copyright