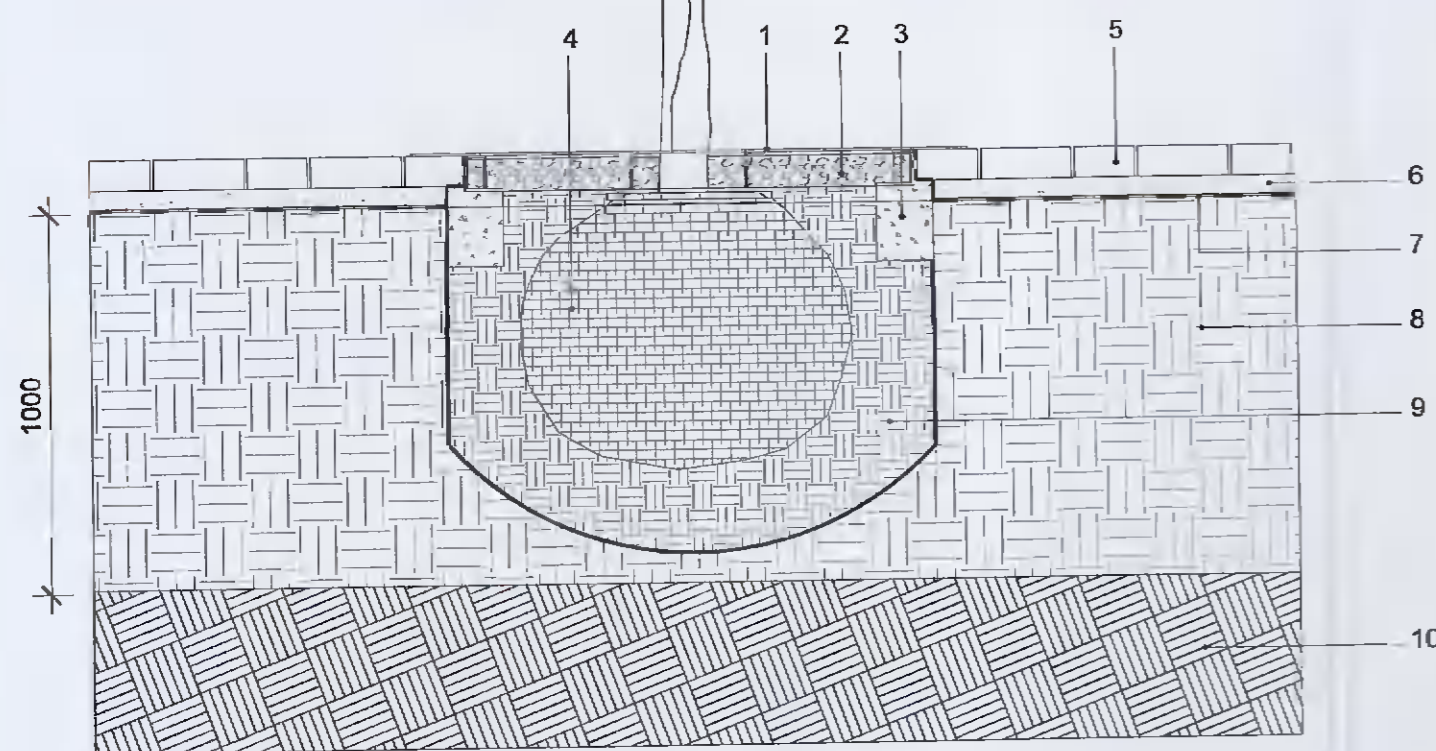




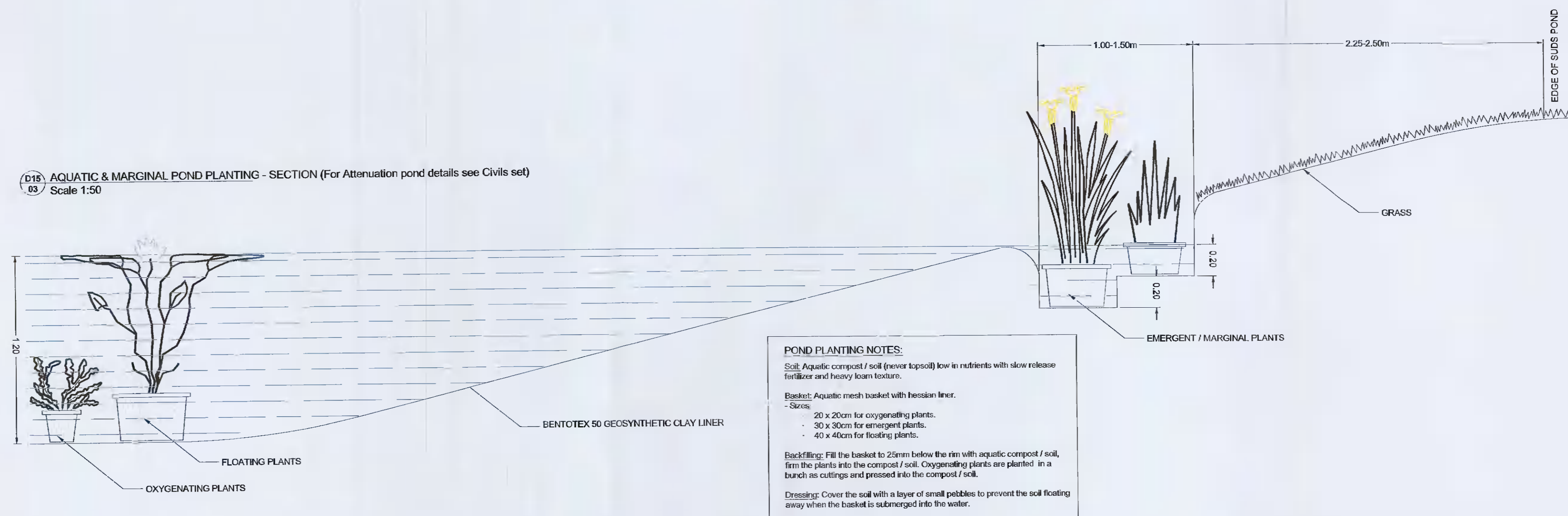
D16 Structural Soil Tree Pit  
03 / Scale 1:20

1. Tree Grille
2. Mulch layer 50mm, depth to allow 10mm air gap beneath bottom of tree grille cover
3. Concrete haunching to tree grille frame
4. Rootball
5. Permeable Paving to parking bays
6. Compacted naturally occurring sharp sand or 2-6mm crushed stone grit laying course
7. Geotextile layer
8. 1.0m deep Structural soil 60:40 clean stone, topsoil
9. Topsoil in biodegradable coir net
10. Subsoil

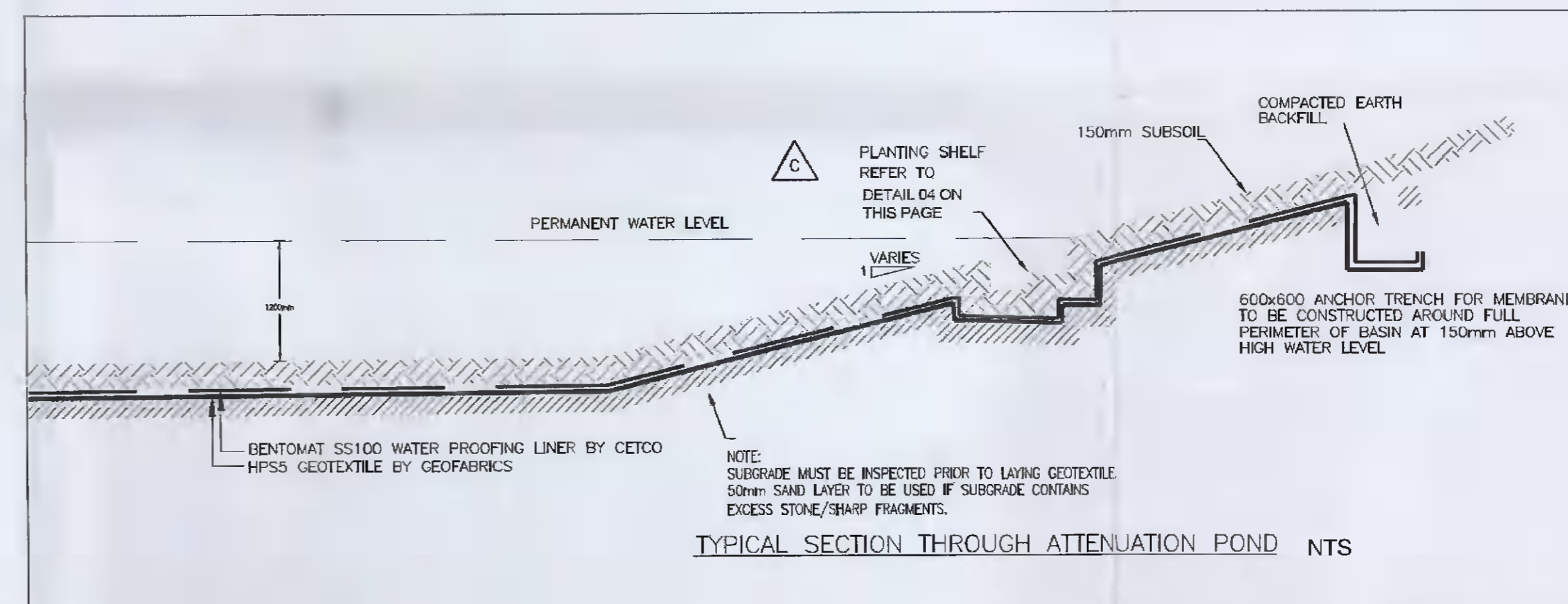
Note: All topsoil to comply with the requirements of BS3882:2015 - Multipurpose Topsoil



D18 AQUATIC & MARGINAL POND PLANTING - SECTION (For Attenuation pond details see Civils set)  
03 / Scale 1:50



**POND PLANTING NOTES:**  
 Soil: Aquatic compost / soil (never topsoil) low in nutrients with slow release fertilizer and heavy loam texture.  
 Basket: Aquatic mesh basket with hessian liner.  
 - Sizes:  
 - 20 x 20cm for oxygenating plants.  
 - 30 x 30cm for emergent plants.  
 - 40 x 40cm for floating plants.  
 Backfilling: Fill the basket to 25mm below the rim with aquatic compost / soil, firm the plants into the compost / soil. Oxygenating plants are planted in a bunch as cuttings and pressed into the compost / soil.  
 Dressing: Cover the soil with a layer of small pebbles to prevent the soil floating away when the basket is submerged into the water.



Client:



HAZARD IDENTIFICATION LEGEND:

HAZARD IDENTIFICATION (if none state 'none relevant')	CONTROL AND MITIGATION MEASURES

NOTE: Hazards listed above are only those considered significant risks and:

- a) not likely to be obvious to a competent contractor or other designers;
- b) unusual; or
- c) likely to be difficult to manage effectively

REV	DATE	DESCRIPTION	DWN	CHK	APP
P02	18/02/22	Issue for CFI	HM	JW	JW
P01	09/11/21	Planning Compliance	HM	JW	JW

All dimensions to be checked on site. Figure dimensions take preference over scaled dimensions. Any errors or discrepancies to be reported to the Architects. This drawing may not be edited or modified by the recipient.  
 Copyright and ownership of this drawing is vested in RFD Architects, whose prior written consent is required for its use, reproduction or for publication to any third party. All rights reserved by the law of copyright and by international copyright conventions are reserved to RFD Architects and may be protected by court proceedings for damages and/or injunctions and costs. RFD Architects Quality Management Systems are independently certified to ISO 9001:2015

Key:

Project:  
Equinix DB8

Drawing Title:  
Typical Landscape Design Details-  
Sheet 03 of 03

Drawing Number:  
DB080-MA-LS-XX-DR-L-PLNT-7052

Scale: Paper Size: Purpose: Revision:  
As Shown A1 S3 P02

murray & associates  
landscape architecture

16 The Seapoint Building  
44-45 Clontarf Road,  
Dublin 3, D03 RFE3  
mail@murray-associates.com  
www.murray-associates.com  
+353 (0)1 854 0000