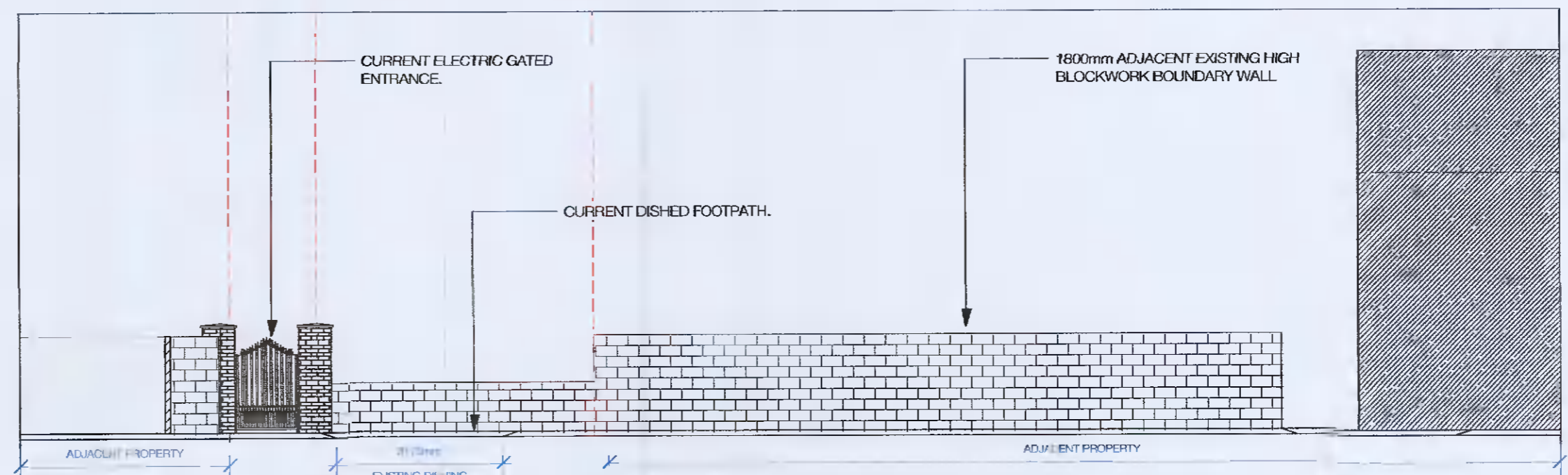
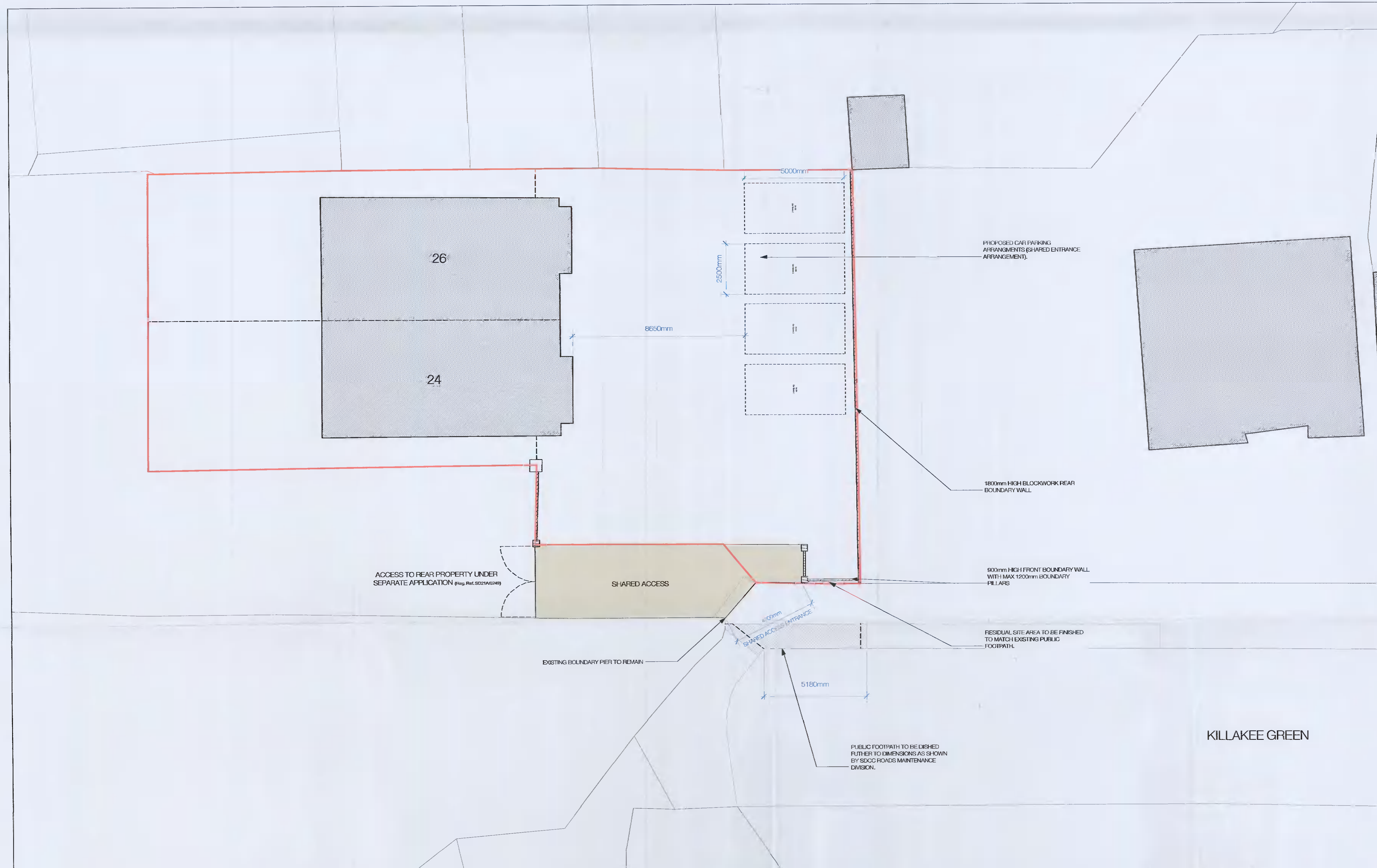


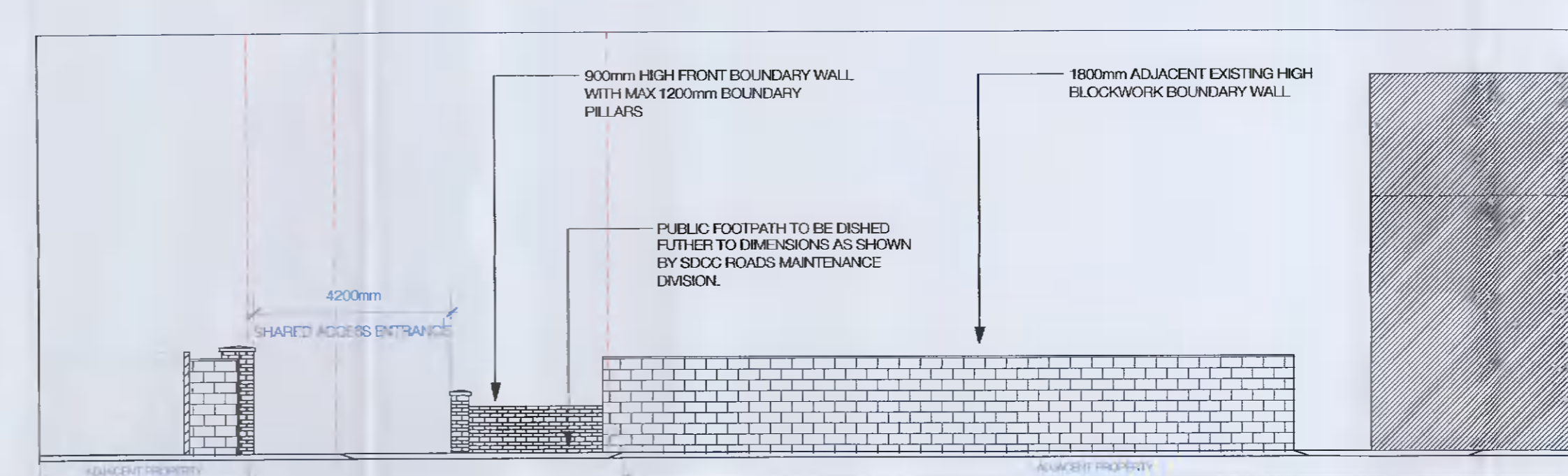
Existing Layout
Scale: 1:100
0 5m 10
1:100



Existing Contiguous Elevation along Killakee Green
Scale: 1:100
0 5m 10
1:100



Proposed Layout
Scale: 1:100
0 5m 10
1:100



Proposed Contiguous Elevation along Killakee Green
Scale: 1:100
0 5m 10
1:100

NOTES
NO PROPOSED CHANGES TO SITE DRAINAGE.
NO SURFACE WATERS TO DISCHARGE ONTO PUBLIC ROADS/SURFACES.
NO PROPOSED CHANGES TO EXISTING STREET LIGHTING - ALL LIGHTING WORKS TO OBLAKE SITE TO EXISTING STREET LIGHTING TO KILLAKEE GREEN.
ALL PROPOSALS SUBMITTED WITH GRANT AND REFERENCE TO THE FOLLOWING DOCUMENTS:
- SOUTH DUBLIN COUNTY COUNCIL DEVELOPMENT PLAN 2016-2022

Rev	Date	Author	By

DO NOT SCALE FROM DRAWING
All dimensions to be checked on site prior to the start of any work and any discrepancies notified to the Engineer. All drawings are for information only. All drawings shall be checked and approved by the Engineer. All drawings shall be checked and approved by the Engineer. All drawings shall be checked and approved by the Engineer. All drawings shall be checked and approved by the Engineer.

Author: Edward Quinn
New vehicle entrance, lighting and alterations to the gated entrance, at 24-26 Killakee Green, Tallaght, Dublin 24, D24 H3C3

Existing and Proposed Layout			
Scale	Plan	Section	Checked by
1:100	AG	IG	
1:100			