




BLOCK A EAST ELEVATION SCALE 1:100



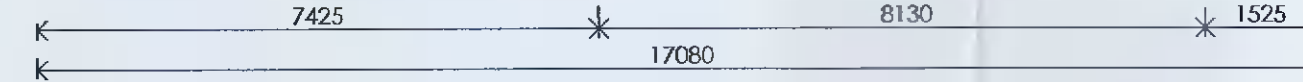
BLOCK A NORTH ELEVATION SCALE 1:100



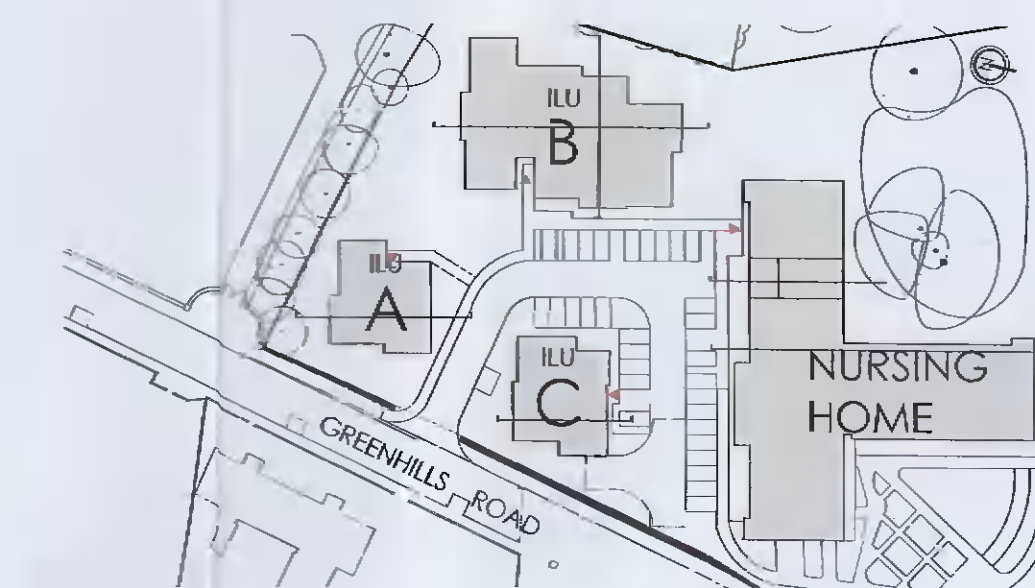
BLOCK A SOUTH ELEVATION SCALE 1:100



BLOCK A WEST ELEVATION SCALE 1:100



- 01- LIGHT GRAY COLOURED GRANITE STONE CLADDING PANELS
- 02- TERRACOTTA COLOURED GRANITE STONE CLADDING PANELS
- 03- POWDER COATED ALUMINIUM COPPER COLOURED WINDOW FRAMES/ CILLS
- 04- POWDER COATED ALUMINIUM GRAY TO TO PROJECTING DEEP WINDOW REVEALS/ COPINGS/ FACIA & VERTICAL CURTAIN WALLING LOUVRES
- 05- LIGHT GRAY BRICK CLADDING
- 06- FROSTED GLASS



CLIENT ST MARYS MEDICAL (TALLAGHT LTD)	
PROJECT NURSING HOME + INDEPENDENT LIVING UNITS OLD GREENHILLS ROAD, TALLAGHT, DUBLIN.	
TITLE INDEPENDENT LIVING UNITS BLOCK A ELEVATIONS	
ARCHITECTS, PLANNERS, PROJECT MANAGERS	
2nd FLOOR, ALFRED HOUSE, ALFRED STREET, BELFAST, BT2 8ED	30 NORTHWOOD COURT, NORTHWOOD, SANTRY, DUBLIN 9
TEL: +44(0)28 9044 5930 E: info@jusarchitects.com	TEL: +353 (0) 1894 0100
DRAWN BY [DATE] LF 21/01/22	CHECKED BY [DATE] DOH
DRAWING NUMBER 3464-P-018	SCALE @ AT 1:100 REVISION