

Landscape further information

In relation to the Residential Development at;

Lands at Palmerstown Retail Park, Kennelsfort Road Lower, Palmerstown, Dublin 20.

On Behalf of;
Randalswood Holdings Ltd.

November 2021

PP224

Planning Ref: ABP-310753-21

LANDSCAPE ARCHITECT;
Jane Mc Corkell Landscape
13 Churchfield Grove,
Ashbourne,
Co. Meath
Email; jane@janemccorkell.com

JANE McCORKELL
Landscape Architect

RE: Response to further information request point 4

Project: Lands at Palmerstown Retail Park, Kennelsfort Road Lower, Palmerstown, Dublin 20.

Project Ref: PP224

Applicant: Randalswood Holdings Ltd.

Planning Ref - ABP-310753-21

3rd November 2021

Dear Sir/ Madam,

Regarding the below request:

'4. Full specification of type and location of all planting proposed.'


Response:

Please find enclosed Soft Landscape Plan and Planting Specifications (Appendix 1).

The planting detail specifies the tree type, its position and size at planting stage.

For mixed planted areas, hedgerows and woodland plantation, the quantities have been specified as a percentage breakdown. Exact location and quantities for this smaller material shall be determined during construction phase detail design.

Yours faithfully



Jane Mc Corkell B.Sc. MLA

MILI, MGLDA.

Appendix 1

- **PP224-04-01 Soft landscape plan**
- **PP224-04-02 Planting specifications**



Tree planting specification
 All trees shall be planted between the months of Nov and March. The trees shall be purchased from a reputable nursery as rootball specimens and final order to be agreed by Landscape Architect; The trees shall be planted on delivery. If this is not possible due to weather conditions (wet or frosty), the plants must be heated in. All Trees positioned within a 2.5m diameter of services shall have root barrier installed, Trees located within hard landscaped areas shall be planted using the Strata cell specification with Root barrier please refer to specification sheets.
 Maintenance Watering is essential during the first 2 growing seasons regardless of the weather conditions - 1000L / Tree/ Month.

Tree Species Name	Spec	Size	height	Qty	
Ac	Acer campestre	Clearstem: r/b	18-20cm	5m	10
AA	Acer 'Autumn Blaze'	Clearstem: r/b	16-18cm	4m	6
AO	Acer 'October Glory'	Clearstem: r/b	16-18cm	4m	4
Al	Amerlanchier lamarkii	Multistem: r/b	2.5-3m	2.5-3m	13
Bp	Betula Pubescens	Multistem: r/b	2.5-3m	2.5-3m	21
Be	Betula pendula	Clearstem: r/b	16-18cm	4.5m	8
Cb	Carpinus betulus	Clearstem: r/b	25-30cm	7m	4
Cf	Carpinus 'frans fontaine'	Clearstem: r/b	18-20cm	5m	3
Cc	Corylus contorta	Multistem: r/b	18-20cm	5m	5
Co	Corylus colurna	Clearstem: r/b	18-20cm	5m	8
IA	Ilex aquifolium	Clearstem: r/b	2m	2m	2
Fs	Fagus sylvatica	Fethered: r/b	25-30cm	7m	7
LS	Liquidambar styraciflua	Clearstem: r/b	18-20cm	5m	3
ME	Malus 'Everest'	Clearstem: r/b	14-16cm	3.5m	13
Pp	arrotia persica	Clearstem: r/b	14-16cm	3.5m	2
Ps	Pinus sylvatica	Clearstem: r/b	20-25cm	5m	1
Qr	Quercus robur	Clearstem: r/b	12-14cm	7m	4
So	Sorbus acuparia	Clearstem: r/b	16-18cm	4m	6
Tp	Tilia 'Pallida'	Clearstem: r/b	20-25cm	5m	19

Woodland Planting Mix
 The planting will provide a valuable food source and habitat for birds and invertebrates. Species to be planted in random groups to create a 'natural' effect. Planting shall be carried out first winter post construction. The planting shall be spaced at three plant / meter square. This will require coppicing suitable vegetation on a five year rotation. The plants shall be planted as whip materials. All plants shall be protected from vermin at planting with rabbit guards that shall be removed after a five year period.
 Quantities: The number of plants required is 3120 no. (1040 sqm) and shall be re-quantified on site post construction

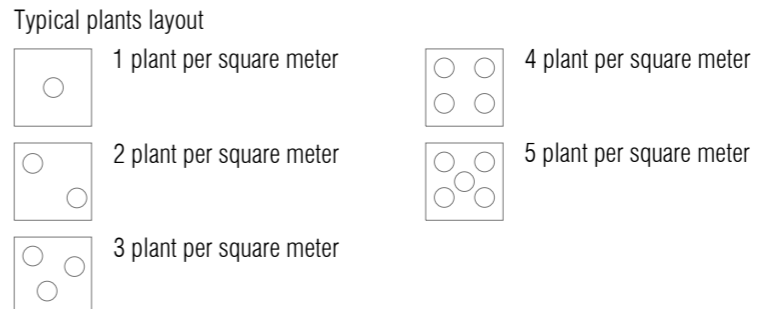
Woodland mix (60%)				
Specimen varieties	specification	% mix	Size	
Corylus avellana	(Hazel) b/r (1+1)	10%	60-90cm	
Crateagus monogyna	(Whitethorn) b/r (1+1)	5%	60-90cm	
Sambucus nigra	(Elder sp.) b/r (0+1)	5%	60-90cm	
Euonymus europaeus	(Peg Bush) b/r (1+1)	10%	60-90cm	
Ilex aquifolium	(Holly) container	10%	2ltr	
Rosa canina	(Dog Rose) b/r (1+1)	10%	30-40cm	
Viburnum opulus	(Guelder Rose) b/r (1+1)	10%	60-90cm	

Herb layer planting (40%)				
Specimen varieties	specification	% mix	Size	
Hyacinthoides	(Bluebells) container	5%	3ltr	
Anemone nemorosa	(Wood anemone) container	5%	3ltr	
Primula vulgaris	(Primrose) container	5%	3ltr	
Viola riviniana	(Dog Violet) container	5%	3ltr	
Dryopteris affinis	(Male Fern) container	5%	3ltr	
Polystichum setiferum	(Shield Fern) container	5%	3ltr	
Digitalis purpurea	(Fox Glove) container	5%	3ltr	
Allium ursinum	(Ramsons) container	5%	3ltr	

Mixed Ornamental Planting
 A mix of evergreen and deciduous shrubs will be planted in selected areas to soften the development and provide continuous aesthetic value to the landscape throughout the year. A mix of medium / low shrubs shall be planted to shrub beds with medium/ large varieties used against high walls and boundaries.

Shrubs	Size	spacing
Berberis 'Atropurpurea Nana'	3lt	5/sqm
Ceanothus repens	3lt	4/sqm
Escallonia 'Apple Blossom'	3lt	4/sqm
Euonymus 'Emerald Gaiety'	3lt	6/sqm
Ilex 'Argentea Marginata'	10lt	2/sqm
Potentilla 'Red Ace'	3lt	5/sqm
Spiraea 'Gold Flame'	5lt	4/sqm
Viburnum davidii	5lt	4/sqm
Sarcococcoa confusa	3lt	4/sqm
Perennials	Size	spacing
Anemone 'Honoire Jobert'	3lt	3/sqm
Acanthus spinosus	3lt	4/sqm
Calamagrostis 'Overdam'	3lt	4/sqm
Dryopteris affinis crist 'The King'	3lt	5/sqm
Epimedium x sulphureum	3lt	6/sqm
Miscanthus 'Silberfeder'	3lt	2/sqm
Nepeta 'Walkers Low'	3lt	5/sqm
Perovskia 'Blue Spire'	3lt	5/sqm
Persicaria 'Inverleith'	3lt	5/sqm
Polystichum polyblepharum	3lt	4/sqm
Rudbeckia 'Goldsturm'	3lt	5/sqm
Rodgersia pinnata	3lt	5/sqm
Salvia 'Caradonna'	3lt	5/sqm
Stipa gigantea	3lt	2/sqm

Plants shall be planted in drift of 7-10 plants



Mixed native hedge Public Realm
 The hedge shall be planted post construction, between Nov and Feb as bare root stock. The plants shall be purchased from a reputable nursery under the guidance of the Landscape Architect. Planting shall be carried out using the notch planting method in suitable planting conditions (dry & not frosty). The hedgerow shall be planted with 3 plants per linear meter along a post and wire fence for support. Maintenance - The Hedgerow shall be maintained at 1.5 m height. Quantities - No plants requires is 654 planted at 3 per linear meter, quantities to be Re-quantified on site post construction.

Plants required	Size	% of mix	Qty
Crateagus monogyna (Whitethorn)	1.5m	50%	327
Carpinus betulus (Hornbeam)	1.5m	50%	327

Advanced Nursery stock

Grass Seeded Area:

Festuca ovina	20%
Poa pratensis	10%
Festuca rubra	30%
Festuca rubra	30%
Festuca rubra subsp. Commutata	30%
Agrostis capillaris	15%
Trifolium repens	5%

Sowing Rate : 30grams/ sqm

Green roofs designed by others

Title: LANDSCAPE MASTERPLAN

Project: PROPOSED ALTERATIONS TO APPROVED SHD, LANDS AT KENNELSFORT ROAD LOWER, PALMERSTOWN, DUBLIN 20

Client: Randelwood Holdings Ltd.

Date: 04 Nov 2021 **Scale:** 1:500 @ A2 **Status:** PLANNING

Drawn by: SH **Diag ref:** **Rev:**

Checked by: JMC **PP224 - 04 - 01**

This drawing is the copyright of Jane Mc Corkell Landscape & Garden Design. It has been prepared for the client and project as shown above. The drawing may not be reproduced or altered, without the written permission of Jane Mc Corkell Landscape & Garden Design. No liability will be accepted for any omissions made by other persons.

JANE Mc CORKELL
 Landscape Architect

Branley College, The Falls Farm, Kilsallagh, Co. Meath.
 Ph: 087 658929 Email: jane@jancorkell.com

Tree planting specification

All trees shall be planted between the months of Nov and March. The trees shall be purchased from a reputable nursery as rootball specimens and final order to be agreed by Landscape Architect; The trees shall be planted on delivery. If this is not possible due to weather conditions (wet or frosty), the plants must be heated in. All Trees positioned within a 2.5m diameter of services shall have root barrier installed, Trees located within hard landscaped areas shall be planted using the Strata cell specification with Root barrier please refer to specification sheets.

Maintenance Watering is essential during the first 2 growing seasons regardless of the weather conditions - 1000Lt / Tree/ Month.

Tree Species Name	Spec	Size	height	Qty	
Ac	Acer campestre	Clearstem: r/b	18-20cm	5m	10
AA	Acer 'Autumn Blaze'	Clearstem: r/b	16-18cm	4m	6
AO	Acer 'October Glory'	Clearstem: r/b	16-18cm	4m	4
Al	Amerlanchier lamarkii	Multistem: r/b	2.5-3m	2.5-3m	13
Bp	Betula Pubescenes	Multistem: r/b	2.5-3m	2.5-3m	21
Be	Betula pendula	Clearstem: r/b	16-18cm	4.5m	8
Cb	Carpinus betulus	Clearstem: r/b	25-30cm	7m	4
Cf	Carpinus 'frans fontaine'	Clearstem: r/b	18-20cm	5m	3
Cc	Corylus contorta	Multistem: r/b	18-20cm	5m	5
Co	Corylus colurna	Clearstem: r/b	18-20cm	5m	8
IA	Ilex aquifolium	Clearstem: r/b	2m	2m	2
Fs	Fagus sylvatica	Fethered: r/b	25-30cm	7m	7
Ls	Liquidambar styraciflua	Clearstem: r/b	18-20cm	5m	3
ME	Malus 'Everest'	Clearstem: r/b	14-16cm	3.5m	13
Pp	Parrotia persica	Clearstem: r/b	14-16cm	3.5m	2
Ps	Pinus sylvatica	Clearstem: r/b	20-25cm	5m	1
Qr	Quercus robur	Clearstem: r/b	12-14cm	7m	4
So	Sorbus acuparia	Clearstem: r/b	16-18cm	4m	6
Tp	Tilia 'Pallida'	Clearstem: r/b	20-25cm	5m	19

Methodology and Guidance Notes: The tree pit should have a diameter at least 100mm greater than that of the root system, with the depth not exceeding the rootball. Any glazed or smeared sides caused by digging shall be scarified with the use of a fork. The tree will be positioned in the centre of the planting pit at the correct depth, taking into account the root flare and finished level. Prior to backfilling the hessian twine/wire cage supporting the rootball shall be loosened or removed. Backfilling shall be carried out in layers of 150mm, ensuring the tree is held upright. At each stage the fill will be carefully firmed in to eliminate air pockets under and around the root system. The final layer of backfill will not be consolidated, but should be of a sufficient depth to allow for settlement and mulching. Formative pruning should be carried out if required, removing dead, damaged, crossing or diseased branches. Refer to Tree planting specification for tree anchoring system. All trees planting operation will be carried in accordance with BS8545:2014 Trees: from nursery to independence in the landscape -Recommendations.

Landscape Notes:
All Landscape Works shall be undertaken by ALCI approved landscape contractor in accordance with landscape specifications. Topsoil to BS 3882:1994, general grade, free from sharp edged stone.

Backfilling Materials: A previously prepared thorough mixture of:
-70% by volume topsoil excavated for the pit.
-25% by volume approved well-rotted organic material.
-5% by volume coarse-grained washed river sand.
-600g/m²/ bone meal of medium fine texture, containing not so less than 20% soluble potassium and 3-5% nitrogen.

Grass Seeded Area: Public & Private Realm	
Festuca ovina	20%
Poa pratensis	10%
Festuca rubra	30%
Festuca rubra	30%
Festuca rubra subsp. Commutata	30%
Agrostis capillaris	15%
Trifolium repens	5%
Sowing Rate : 30grams/ sqm	

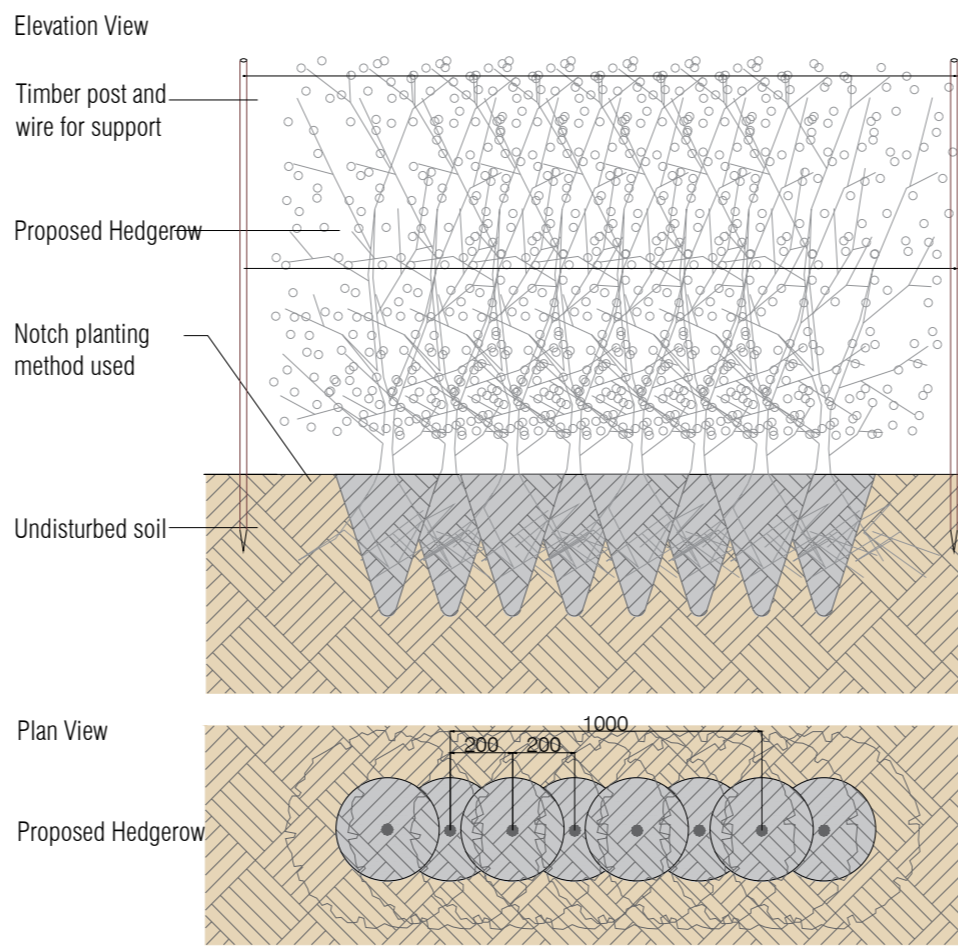
Mixed native hedge Public Realm

The hedge shall be planted post construction, between Nov and Feb as bare root stock. The plants shall be purchased from a reputable nursery under the guidance of the Landscape Architect. Planting shall be carried out using the notch planting method in suitable planting conditions (dry & not frosty). The hedgerow shall be planted with 3 plants per linear meter along a post and wire fence for support. Maintenance - The Hedgerow shall be maintained at 1.5 m height. Quantities - No plants requires is 654 planted at 3 per linear meter, quantities to be Re-quantified on site post construction.

Plants required	Size	% of mix	Qty
Crataegus monogyna (Whitethorn)	1.5m	50%	327
Crarpinus betulus (Hornbeam)	1.5m	50%	327

Advanced Nursery stock

Deciduous Hedge - Five per linear meter



Woodland Planting Mix

The planting will provide a valuable food source and habitat for birds and invertebrates. Species to be planted in random groups to create a 'natural' effect. Planting shall be carried out first winter post construction. The planting shall be spaced at three plant / meter square. This will require coppicing suitable vegetation on a five year rotation. The plants shall be planted as whip materials. All plants shall be protected from vermin at planting with rabbit guards that shall be removed after a five year period. Quantities; The number of plants required is 3120 no. (1040 sqm) and shall be re-quantified on site post construction

Woodland mix (60%)

Specimen varieties	specification	% mix	Size
Corylus avellana (Hazel)	b/r (1+1)	10%	60-90cm
Crataegus monogyna (Whitethorn)	b/r (1+1)	5%	60-90cm
Sambucus nigra (Elder sp.)	b/r (0+1)	5%	60-90cm
Euonymus europaeus (Peg Bush)	b/r (1+1)	10%	60-90cm
Ilex aquifolium (Holly)	container	10%	2ltr
Rosa canina (Dog Rose)	b/r (1+1)	10%	30-40cm
Viburnum opulus (Guelder Rose)	b/r (1+1)	10%	60-90cm

Herb layer planting (40%)

Specimen varieties	specification	% mix	Size
Hyacinthoides (Bluebells)	container	5%	3ltr
Anemone nemorosa (Wood anemone)	container	5%	3ltr
Primula vulgaris (Primrose)	container	5%	3ltr
Viola riviniana (Dog Violet)	container	5%	3ltr
Dryopteris affinis (Male Fern)	container	5%	3ltr
Polystichum setiferum (Shield Fern)	container	5%	3ltr
Digitalis purpurea (Fox Glove)	container	5%	3ltr
Allium ursinum (Ramsons)	container	5%	3ltr

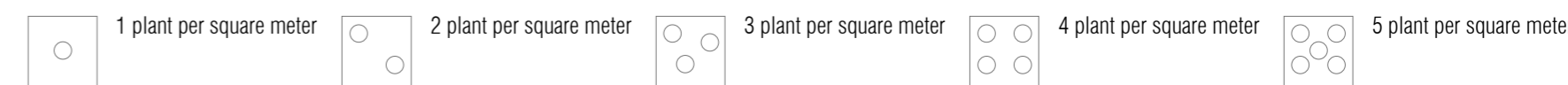
Mixed Ornamental Planting

A mix of evergreen and deciduous shrubs will be planted in selected areas to soften the development and provide continuous aesthetic value to the landscape throughout the year. A mix of medium / low shrubs shall be planted to shrub beds with medium/ large varieties used against high walls and boundaries.

Shrubs	Size	spacing
Berberis 'Atropurpures Nana'	3lt	5/sqm
Ceanothus repens	3lt	4/sqm
Escallonia 'Apple Blossom'	3lt	4/sqm
Euonymus 'Emerald Gaiety'	3lt	6/sqm
Ilex 'Argentea Marginata'	10lt	2/sqm
Potentilla 'Red Ace'	3lt	5/sqm
Spirea 'Gold Flame'	5lt	4/sqm
Viburnum davidii	5lt	4/sqm
Sarcococcoa confusa	3lt	4/sqm
Perennials		
	Size	spacing
Anemone 'Honoire Jobert'	3lt	3/sqm
Acanthus spinosus	3lt	4/sqm
Calamagrostis 'Overdam'	3lt	4/sqm
Dryopteris affinis crist 'The King'	3lt	5/sqm
Epimedium x sulphureum	3lt	6/sqm
Miscanthus 'Silberfeder'	3lt	2/sqm
Nepeta 'Walkers Low'	3lt	5/sqm
Perovskia 'Blue Spire'	3lt	5/sqm
Persicaria 'Inverleith'	3lt	5/sqm
Polystichum polyblepharum	3lt	4/sqm
Rudbeckia 'Goldsturm'	3lt	5/sqm
Rodgersia pinnata	3lt	5/sqm
Salvia 'Caradonna'	3lt	5/sqm
Stipa gigantea	3lt	2/sqm

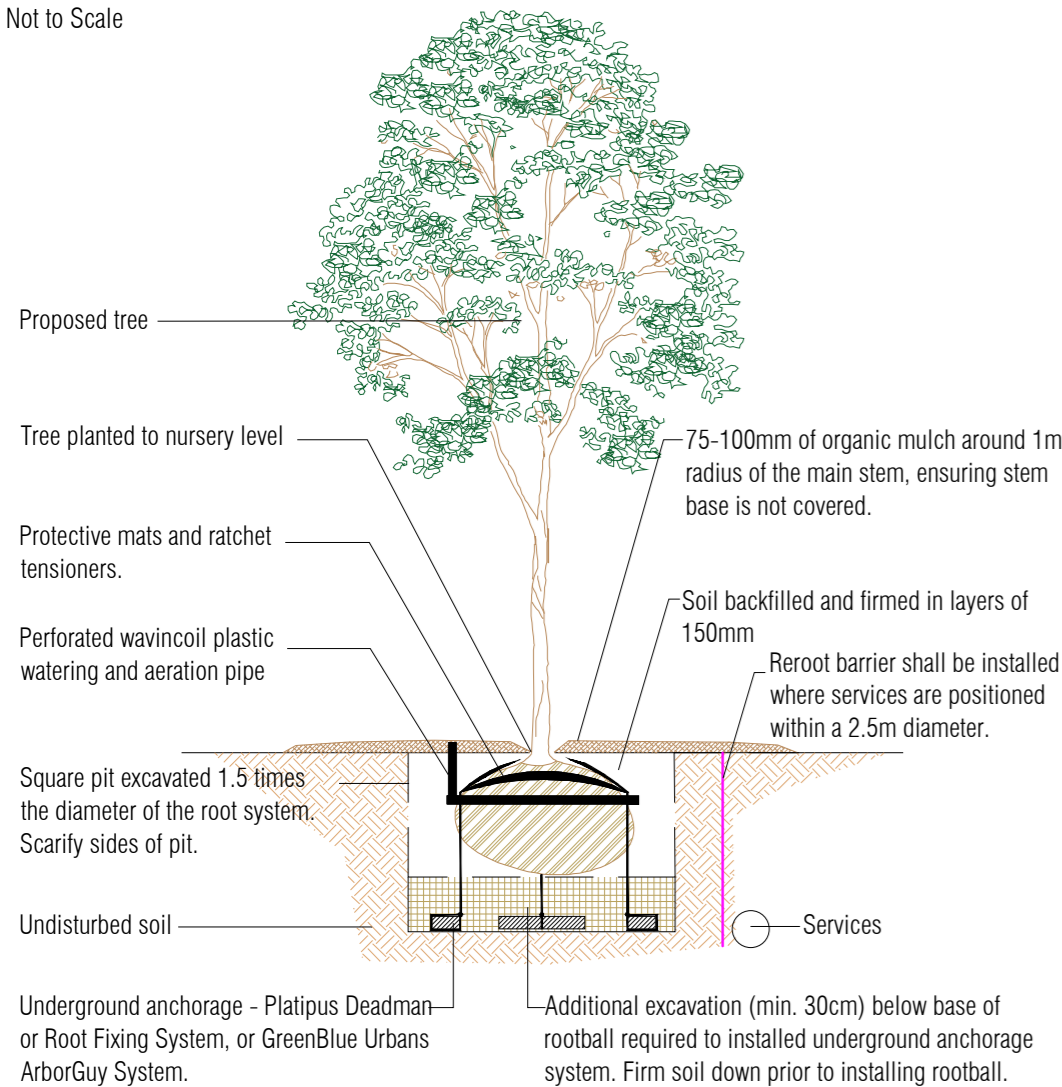
Plants shall be planted in drift of 7-10 plants

Typical plants layout



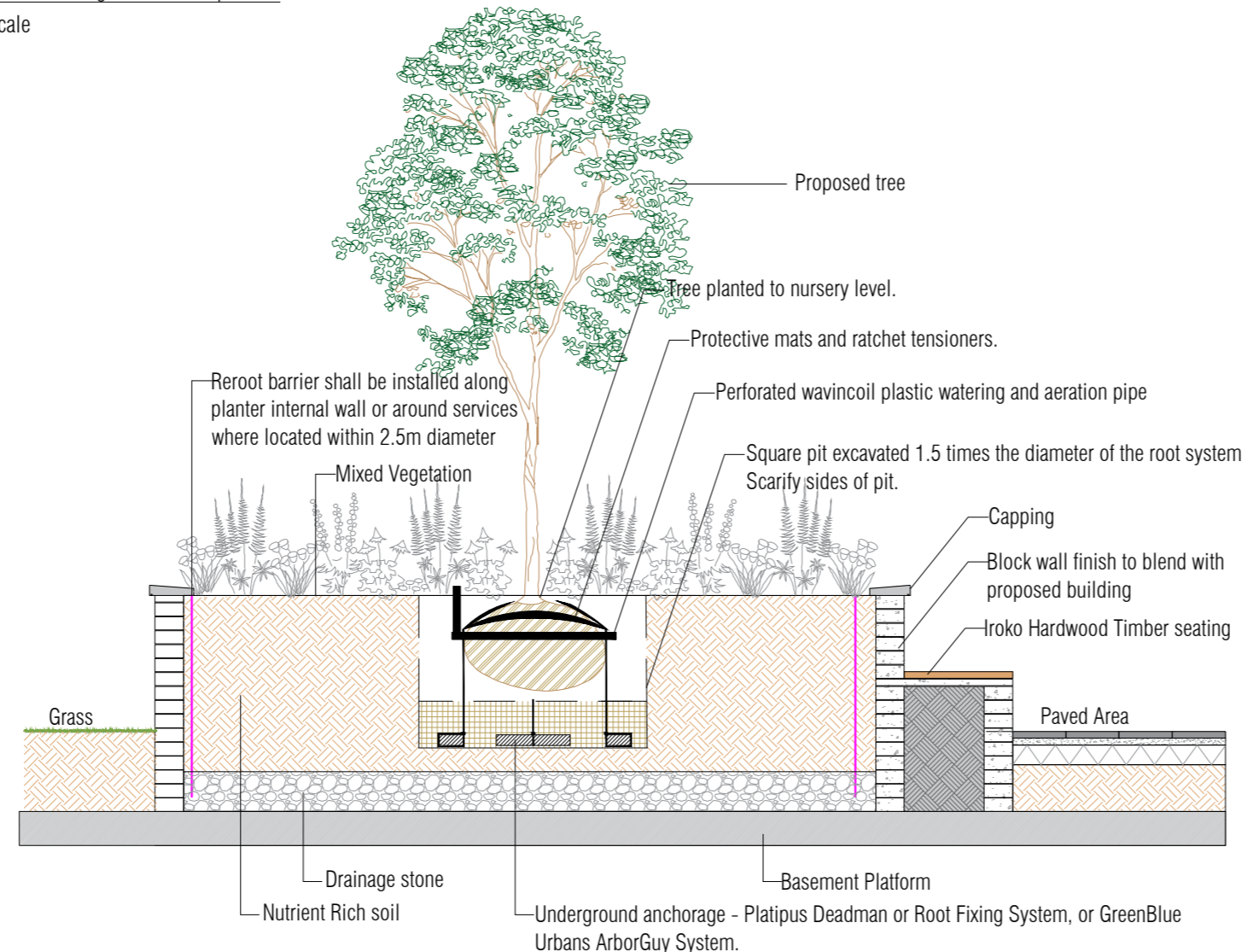
Detail 1: Tree Planting Underground Guying

Not to Scale



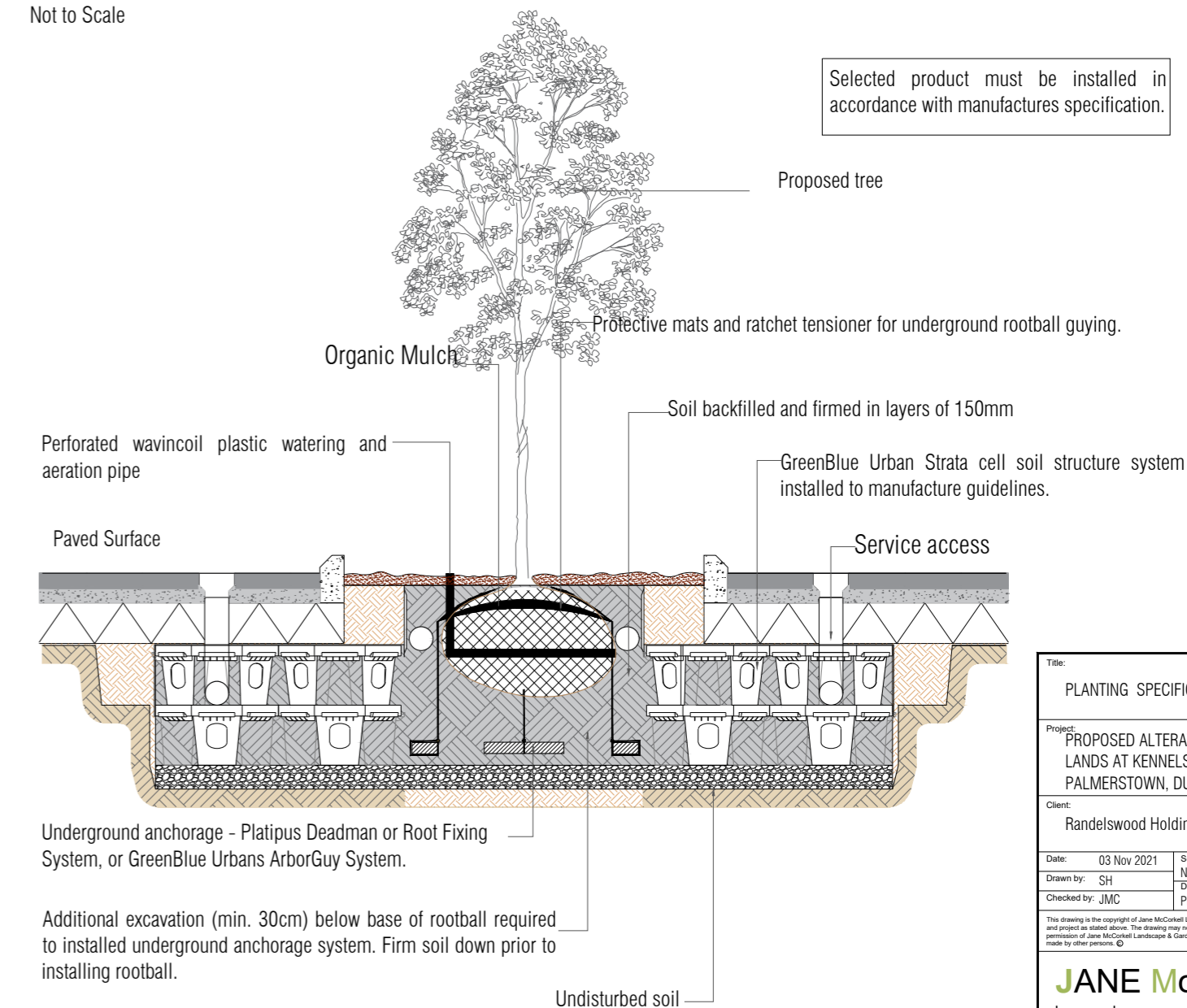
Detail 3: Tree Planting within raised planters

Not to Scale



Detail 3: Tree Planting for Trees Planted in Hard Landscaping

Not to Scale



Selected product must be installed in accordance with manufactures specification.

Title: PLANTING SPECIFICATIONS

Project: PROPOSED ALTERATIONS TO APPROVED SHD, LANDS AT KENNELSFORT ROAD LOWER, PALMERSTOWN, DUBLIN 20

Client: Randelswood Holdings Ltd.

Date: 03 Nov 2021	Scale: NTS @ A2	Status: PLANNING
Drawn by: SH	Drawn by: JMC	Checked by: JMC
Drawn by: JMC	Drawn by: JMC	Checked by: JMC

JANE Mc CORKELL
Landscape Architect
Bramley Cottage, The Rath Farm, Kilsallaghan, Co. Meath.
Ph: 087 685920 Email: jane@janemccorkell.com