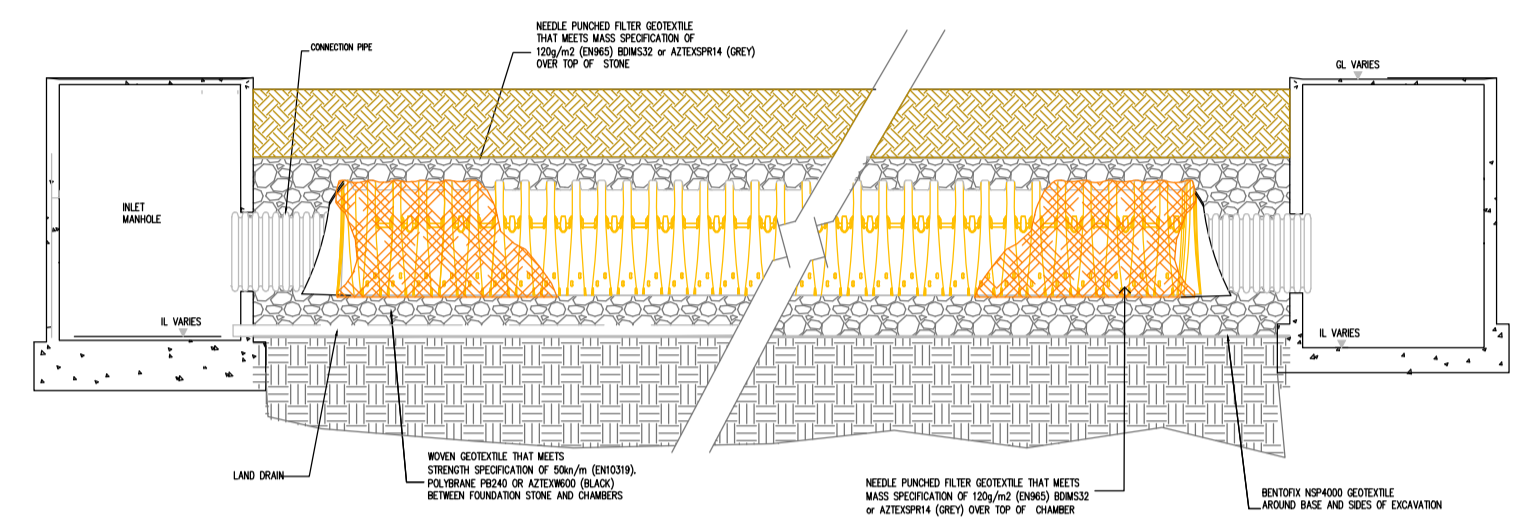
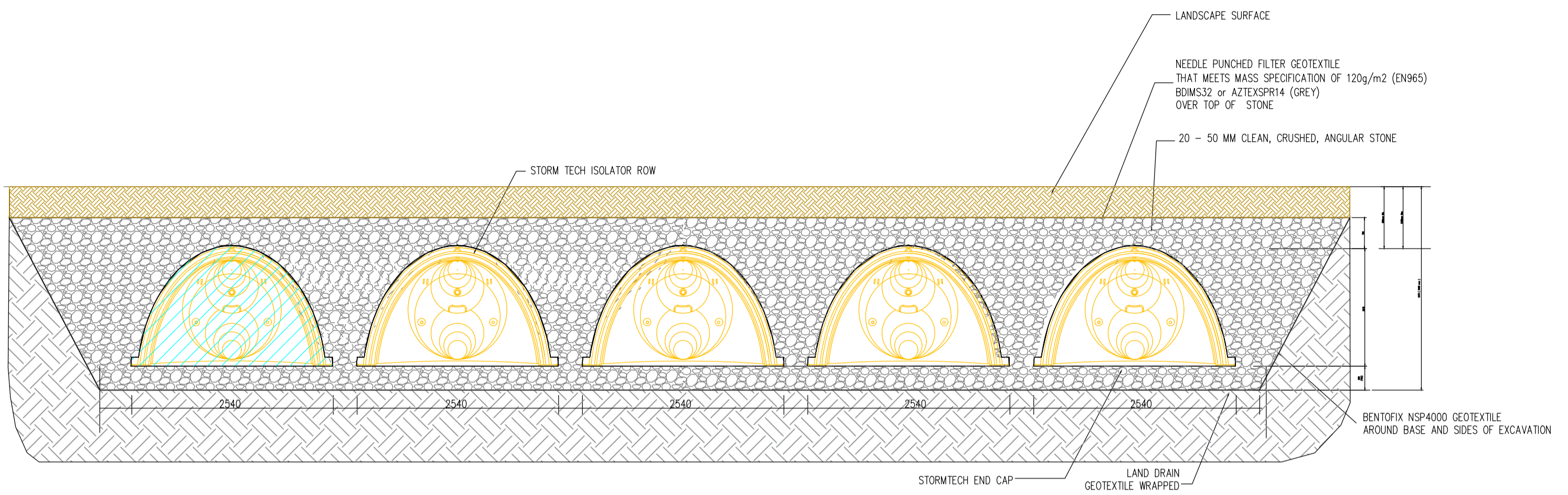



SECTION C-C Storm Tech Chambers
SCALE 1:NTS



SECTION B-B
SCALE 1:NTS



SECTION A-A
SCALE 1:25



STORMTEC LAYOUT PLAN
SCALE 1:100

STORM TEC TO BE INSTALLED ACCORDING TO MANUFACTURERS ISPECIFICATIONS AND NSTRUCTIONS

PLANNING DRAWING.
NOT FOR CONSTRUCTION.
ALL LEVELS GIVEN ARE
RELATIVE TO ORDNANCE DATUM.
THIS DRAWING HAS BEEN ISSUED FOR INFORMATION
PURPOSES ONLY AND MUST NOT BE USED
FOR CONSTRUCTION UNDER ANY CIRCUMSTANCES

- NOTES**
1. For setting out refer to Architect's drawings.
 2. This drawing to be read in conjunction with all other Architectural and Engineering drawings and all other relevant drawings and Specifications.
 3. DO NOT SCALE THIS DRAWING. Use figured dimensions only.
 4. No part of this document may be reproduced or transmitted in any form or stored in any retrieval system of any nature without the written permission as copyright holder except as agreed for use on the project for which the document was originally issued.
 5. Ordnance Survey Ireland Licence Number EN 0074021

Rev. No.	Date	REVISION NOTE	Dim. By	Chkd. By

Architect	Darmody Architecture			
Project	Development at Mill Road			
Title	ATTENUATION TANK CONSTRUCTION DETAILS			
Dwg. No.	MILL-CSC-ZZ-XX-DR-C-0012			
Date	Dim by	Chkd by	Aprvd by	Scale
Nov 2020	AB	GL	NB	NTS

CS Consulting Group
DUBLIN | LONDON | LIMERICK

Head Office
19-22 Dame Street, Dublin 2.
T: +353 (0)1 5480863
e: info@csconsulting.ie
w: www.csconsulting.ie

Quality
Environment
Energy
Health & Safety

I.S. EN ISO 9001:2008
I.S. EN ISO 14001:2004
I.S. EN ISO 50001:2011
OHSAS 18001:2007