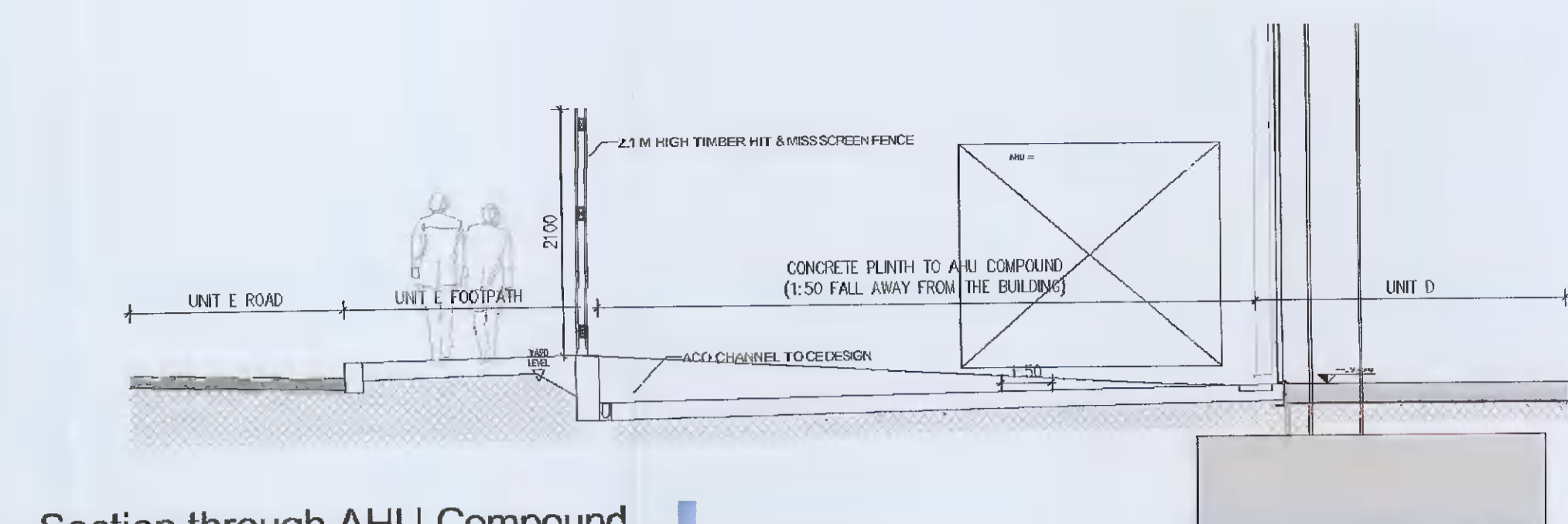


SITE PLAN 1:400




Section through AHU Compound
Scale 1:50 @ A1

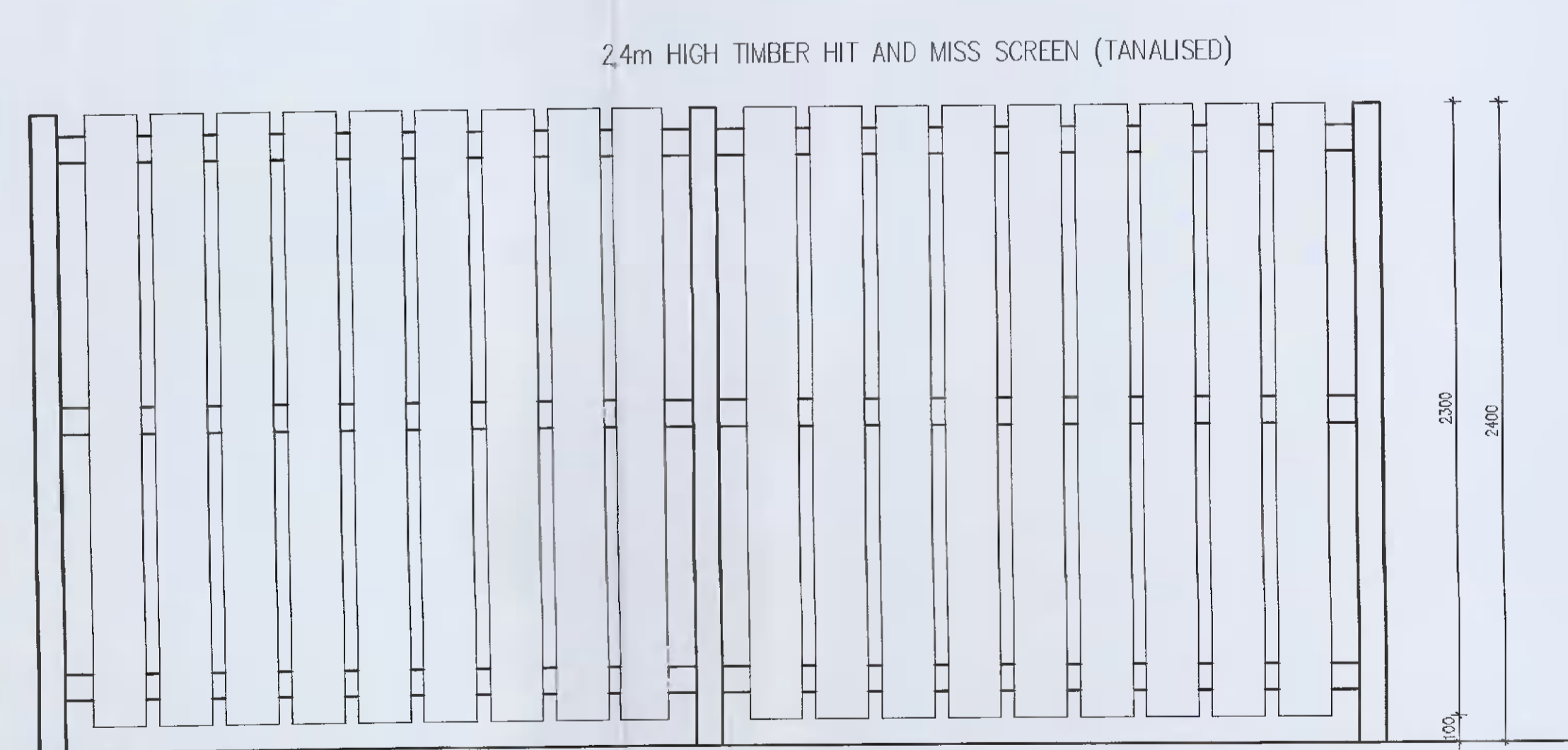
ALL SAWN TIMBER TO BE TANAUSED
 DECORATION:
 ALL TIMBER TO RECEIVE 2nd COATS OF DULUX WEATHERSHIELD STAIN - COLOR TO BE CONFIRMED. FIRST COAT OF STAIN TO BE APPLIED PRIOR TO ERECTION.
 SCREEN ORIENTATION AND DISTANCE FROM BOUNDARIES TO BE AGREED ON SITE.
 SCREEN TOP, BOTTOM & MID RAIL TO BE 50 X 100mm HORIZONTAL SUPPORT, WITH VERTICAL 200 X 20mm PLANKS FIXED BACK TO SAME TO SPAN BETWEEN VERTICAL 100 X 100mm POSTS.
 STEEL POSTS AND HORIZONTAL SUPPORTS RAILS TO ENGINEERS DETAIL.



View of typical screening
NTS



Section
Scale 1:20 @ A1



Elevation
Scale 1:20 @ A1

Notes:
 This Drawing is Copyright.
 Do Not Scale - Use Figured Dimensions Only.
 Refer to Structural Engineers Drawings and Specifications for all Structural Work.
 Drawings to be read in conjunction with all other Consultants Drawings and Specifications.

Revision	Initials	Date	Description
REV A:	JSJ		
REV B:			
REV C:			
REV D:			
REV E:			
REV F:			
REV G:			
REV H:			
REV I:			
REV J:			

Revision	Initials	Date	Description
REV K:			
REV L:			
REV M:			
REV N:			
REV O:			
REV P:			
REV Q:			
REV R:			
REV S:			
REV T:			

Revision	Initials	Date	Description
REV U:			
REV V:			
REV W:			
REV X:			
REV Y:			
REV Z:			
REV AA:			
REV BB:			
REV CC:			
REV DD:			

J S A Architects
 CHARTERED ARCHITECTS 10 BOOTERSTOWN AVENUE,
 BLACKROCK, CO. DUBLIN. TEL: (01) 2882881 FAX: (01) 2835143
 E-MAIL: jsa@jsarch.ie WEB: www.jsarch.ie

Client:	MLEU DUBLIN 3 LIMITED
Project:	UNIT D FITOUT FOR DB SCHENKER
Description:	SITE PLAN (PROPOSED)
Date:	03.07.2021
Sheet:	A1
Scale:	1/2000
By:	JSJ
Rev:	
Job No:	1621
Stage:	PLANNING
Drng. No:	RET003-JSA-ZZ-XX-DR-A-0010