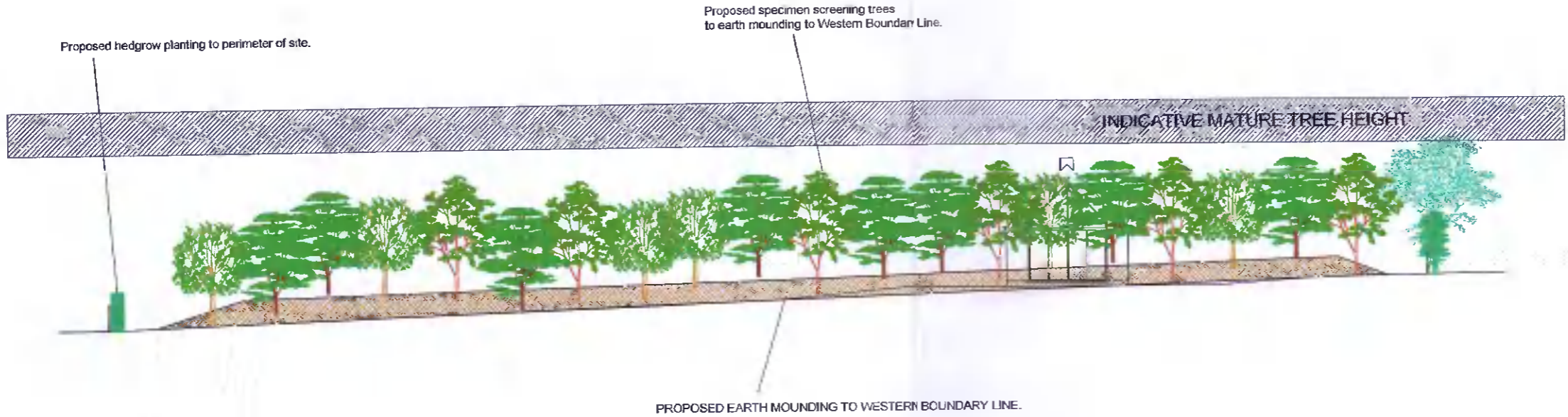




**Site Section A - A**

Projected growth development/screening of specimen trees set on graded banked earth mounds.

Tree graphics are set to demonstrate approximate screening to be achieved in 5-7 years.

(Not showing boundary hedging, garden shrubs or shelterbelt trees plantation).



- EARTH MOUNDING 
- INDICATIVE MATURE TREE HEIGHT ZONE 6-8 METERS 

PLEASE REFER TO LANDSCAPE MASTER DWG. NO. TSHAN/LMP/001 FOR FULL PLANTING LAYOUT AND SPECIFICATION.