

# MODULE

ARCHITECTURE | DESIGN | PROJECT MANAGEMENT

1st Floor, 2 Chapel Hill, Lucan, Co.Dublin

t +353 1 532 5078 e helio@module.ie w www.module.ie

PROJECT NAME:

**36 KEW PARK, CRESCENT  
LUCAN, CO. DUBLIN**

CLIENT NAME

**SARAH DUKE & PHIL TOMLINSON**

DRAWING TITLE

**SITE  
LAYOUT PLAN**

STATUS

















**PLANNING**

DRAWING NO.

**P100**

NOTES:

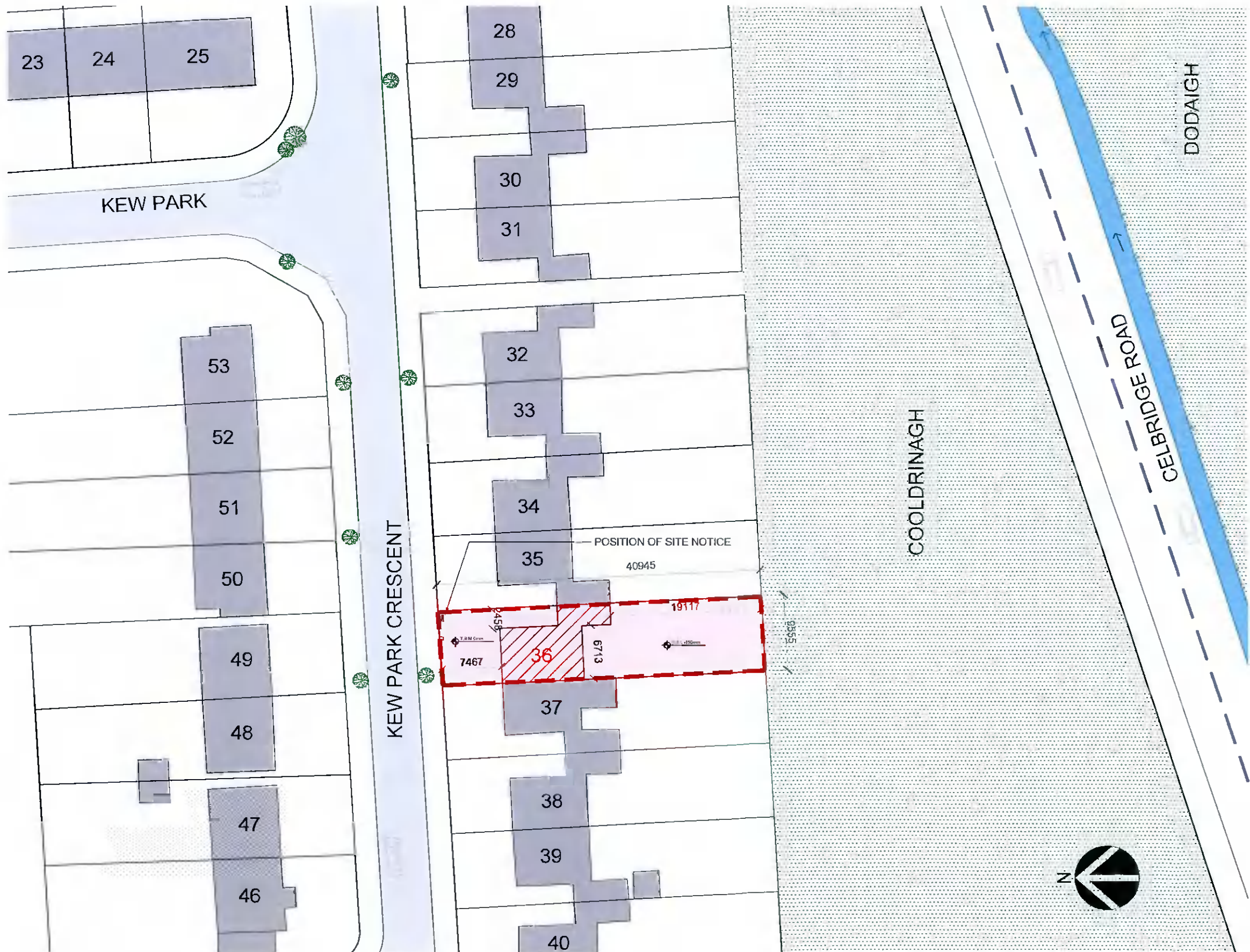
LEGEND

-  AREA TO WHICH THIS APPLICATION RELATES
-  EXISTING BUILDING
-  EXISTING WALLS
-  PROPOSED WALLS
-  S.V.P.
-  R.W.P. RAIN WATER PIPE
-  G.T. GULLY TRAP
-  A.J. ARMSTRONG JUNCTION
-  M.H. MAIN HOLE
-  SURFACE WATER
-  FOUL WATER
-  T.B.M. TEMPORARY BENCH MARK
-  F.R.L. FLAT ROOF LEVEL
-  G.F.L. GROUND FLOOR LEVEL
-  F.F.L. FIRST FLOOR LEVEL
-  S.F.L. SECOND FLOOR LEVEL


REV	DATE	DESCRIPTION

© This drawing is copyright. Figured dimensions only to be taken from this drawing. All dimensions to be checked on site. Module Design Ltd to be informed immediately of any discrepancies before work proceeds.

PROJECT NO. <b>20109</b>	SCALE(S) <b>1/500</b>	REV. <b>01</b>
-----------------------------	--------------------------	-------------------



**01** SITE LAYOUT PLAN  
SCALE: 1/500