

MODULE

ARCHITECTURE | DESIGN | PROJECT MANAGEMENT

1st Floor, 2 Chapel Hill, Lucan, Co. Dublin

t +353 1 532 5078 e hello@module.ie w www.module.ie

PROJECT NAME:

**36 KEW PARK, CRESCENT
LUCAN, CO. DUBLIN**

CLIENT NAME

SARAH DUKE & PHIL TOMLINSON

DRAWING TITLE

**EXISTING AND PROPOSED
REAR CONTIGUOUS ELEVATIONS**

STATUS



















PLANNING

DRAWING NO.

P204

NOTES:

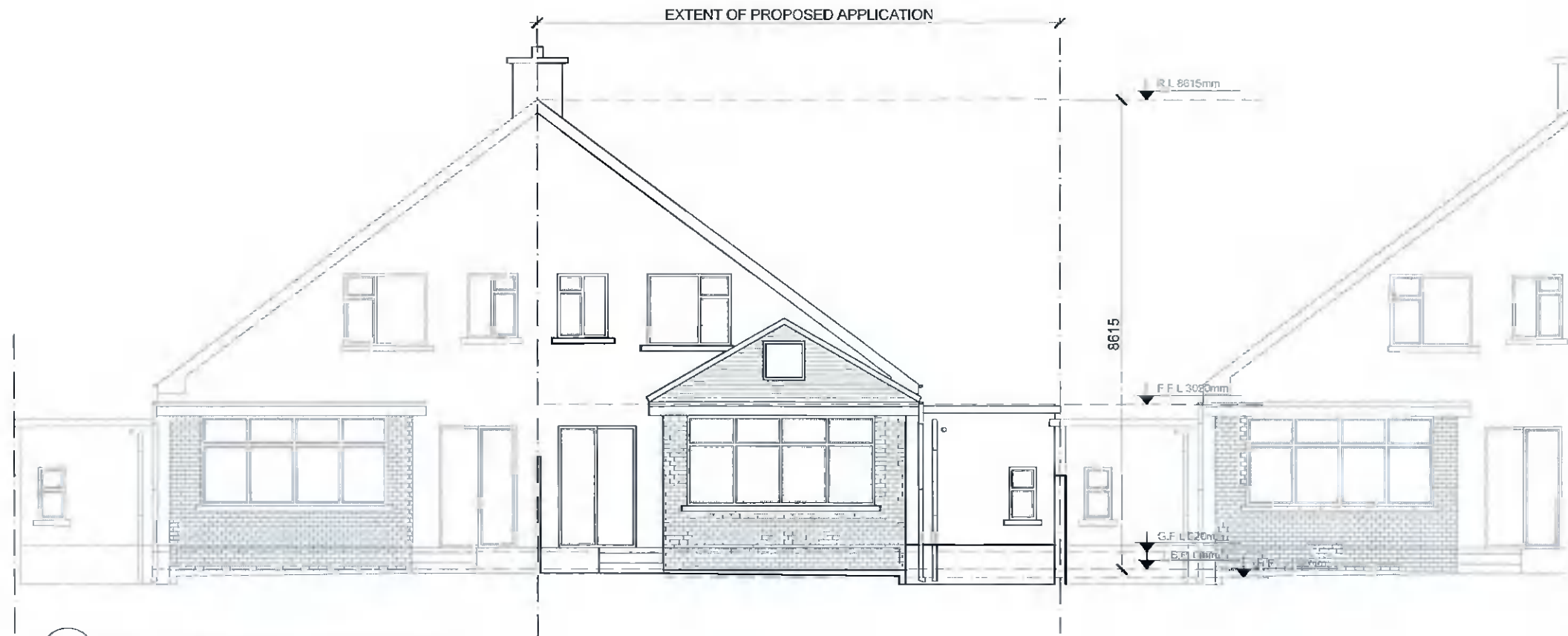
LEGEND

-  AREA TO WHICH THIS APPLICATION RELATES
-  EXISTING BUILDING
-  EXISTING WALLS
-  PROPOSED WALLS
-  S.M.P.
-  RWP RAIN WATER PIPE
-  G.T. GULLY TRAP
-  A.J. ARMSTRONG JUNCTION
-  M.H. MAIN HOLE
-  SURFACE WATER
-  FOUL WATER
-  T.B.M. TEMPORARY BENCH MARK
-  F.R.L. FLAT ROOF LEVEL
-  G.F.L. GROUND FLOOR LEVEL
-  F.F.L. FIRST FLOOR LEVEL
-  S.F.L. SECOND FLOOR LEVEL
-  R.L. ROOF LEVEL
-  B.F.L. BACKYARD FLOOR LEVEL

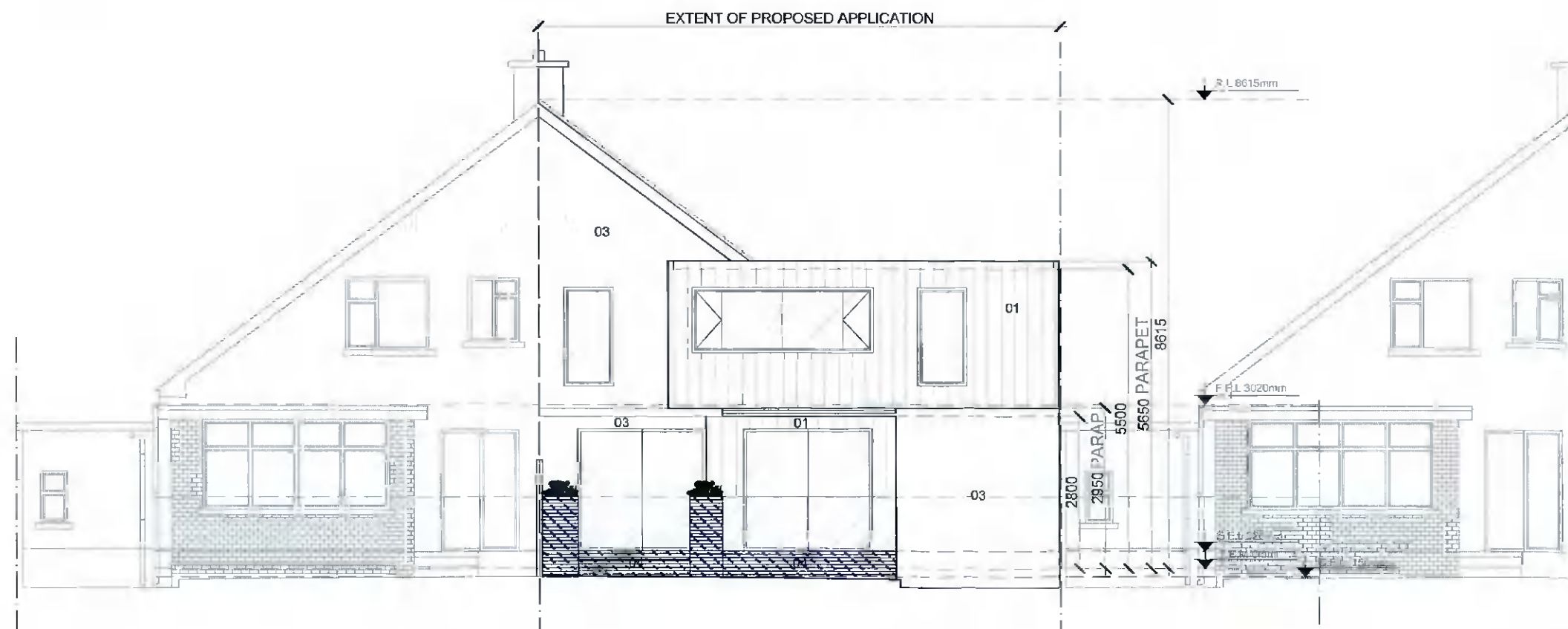
REV	DATE	DESCRIPTION

© This drawing is copyright. Figured dimensions only to be taken from this drawing. All dimensions to be checked on site. Module Design Ltd to be informed immediately of any discrepancies before work proceeds.

PROJECT NO. 20109	SCALE(S) 1/100	REV. 01
-----------------------------	--------------------------	-------------------



01 EXISTING REAR CONTIGUOUS ELEVATION
SCALE: 1/100



02 PROPOSED REAR CONTIGUOUS ELEVATION
SCALE: 1/100