






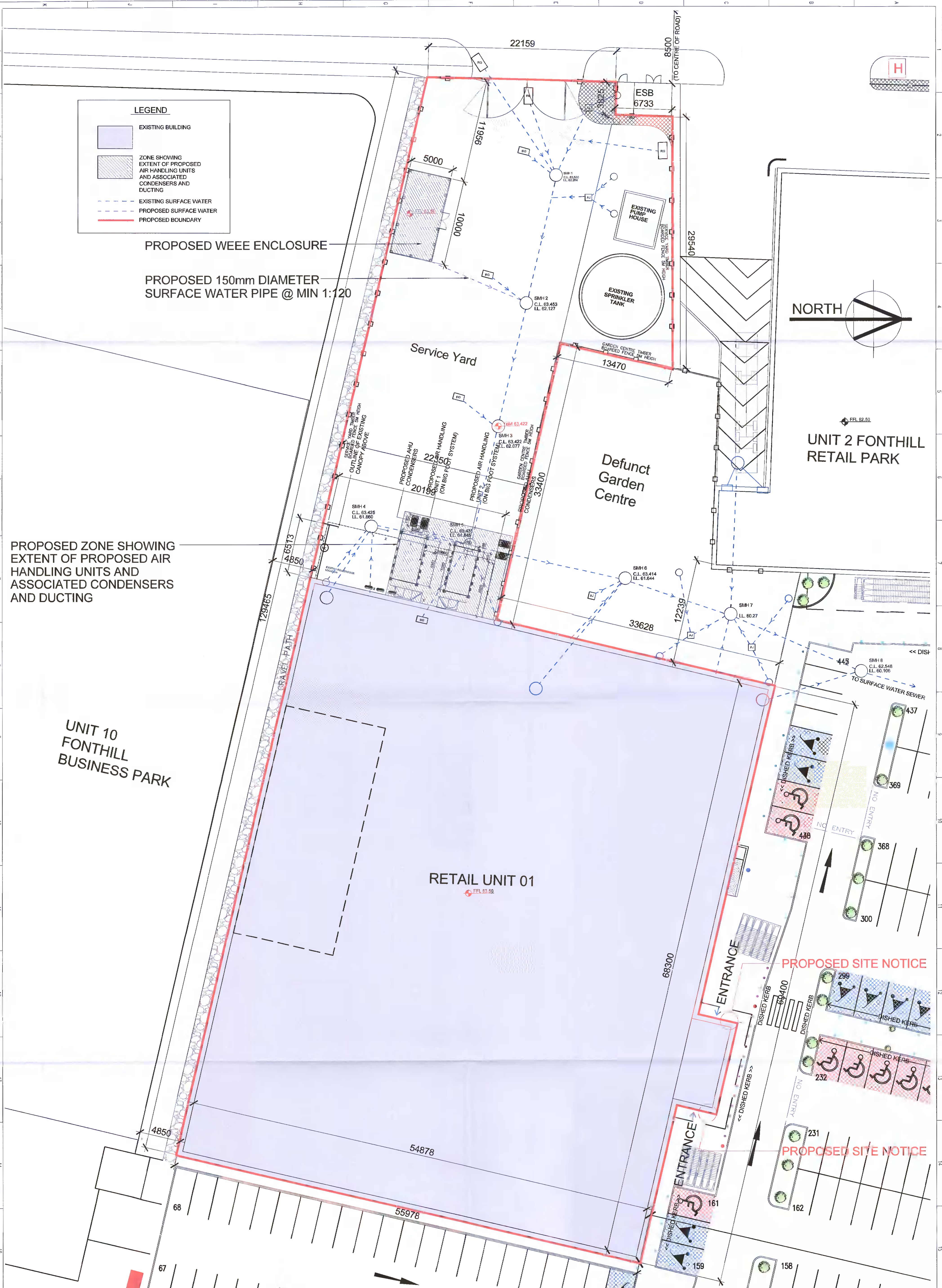

LEGEND

-  EXISTING BUILDING
-  ZONE SHOWING EXTENT OF PROPOSED AIR HANDLING UNITS AND ASSOCIATED CONDENSERS AND DUCTING
-  EXISTING SURFACE WATER
-  PROPOSED SURFACE WATER
-  PROPOSED BOUNDARY

PROPOSED WEEE ENCLOSURE

PROPOSED 150mm DIAMETER SURFACE WATER PIPE @ MIN 1:120

PROPOSED ZONE SHOWING EXTENT OF PROPOSED AIR HANDLING UNITS AND ASSOCIATED CONDENSERS AND DUCTING



IMPORTANT NOTE:
Work to figured dimensions only - do not scale print. All setting out dimensions to be checked and confirmed on site prior to commencement of work. Any inaccuracies should be brought to the attention of the architect. If in doubt - ask!
All construction methods, materials, services and installations to be in accordance with all Irish Building Regulations and codes of practice at the time of construction. All sub-contractors are ultimately responsible for ensuring compliance with the regulations within their own trade.
This drawing is copyright to Fewer Harrington & Partners.

STAGE
PLANNING APPLICATION

Fewer Harrington & Partners
architects, engineers & project managers

Studio 14, The Atrium, Maritana Gate, Canada Sl., Waterford, Ireland
Tel: +353-51-876091 Fax: +353-51-876076 E-mail: waterford@fh-architects.com

DRAWING SITE LAYOUT PLAN

PROJECT PLANNING APPLICATION AT UNIT 1, FONTHILL RETAIL PARK, FONTHILL ROAD, DUBLIN 22, D22 YD89.		DATE 24.11.21	CAD JOB No. 21056
SCALE A1 1:200	SCALE A3 1:400	DWG No. PP-03	