



Trees Surveyed- Further Detail see 1860_PL_TS_01

RPA- Root Protection Area

No Dig Detail- Areas to be Implemented See D1

Trees to be Removed- Seedlings, not part of original planting. Causing a risk to historic structure. For further detail see: Arboricultural Impact Assessment and Tree Protection Strategy

Tree Protection Fencing- See D2

- This drawing is intended to show landscape architectural proposals only. Please contact the Architects and Engineers' drawings for review details of buildings, structures, roads, etc.
- The copyright of this drawing is vested with Murray & Associates. This drawing is not to be copied or reproduced without written consent.
- All materials referred to on this drawing, including plant species, are to be selected in accordance with the relevant authority for approval. Site-specific changes, if any, are to be referred to the relevant authority for approval.
- This drawing is not suitable for use for construction purposes.
- Discrepancies to be referred to Murray & Associates for clarification.

murray & associate
landscape architect

16 The Seaport Building
44-45 Clontarf Road,
Dublin 3, D03 R963

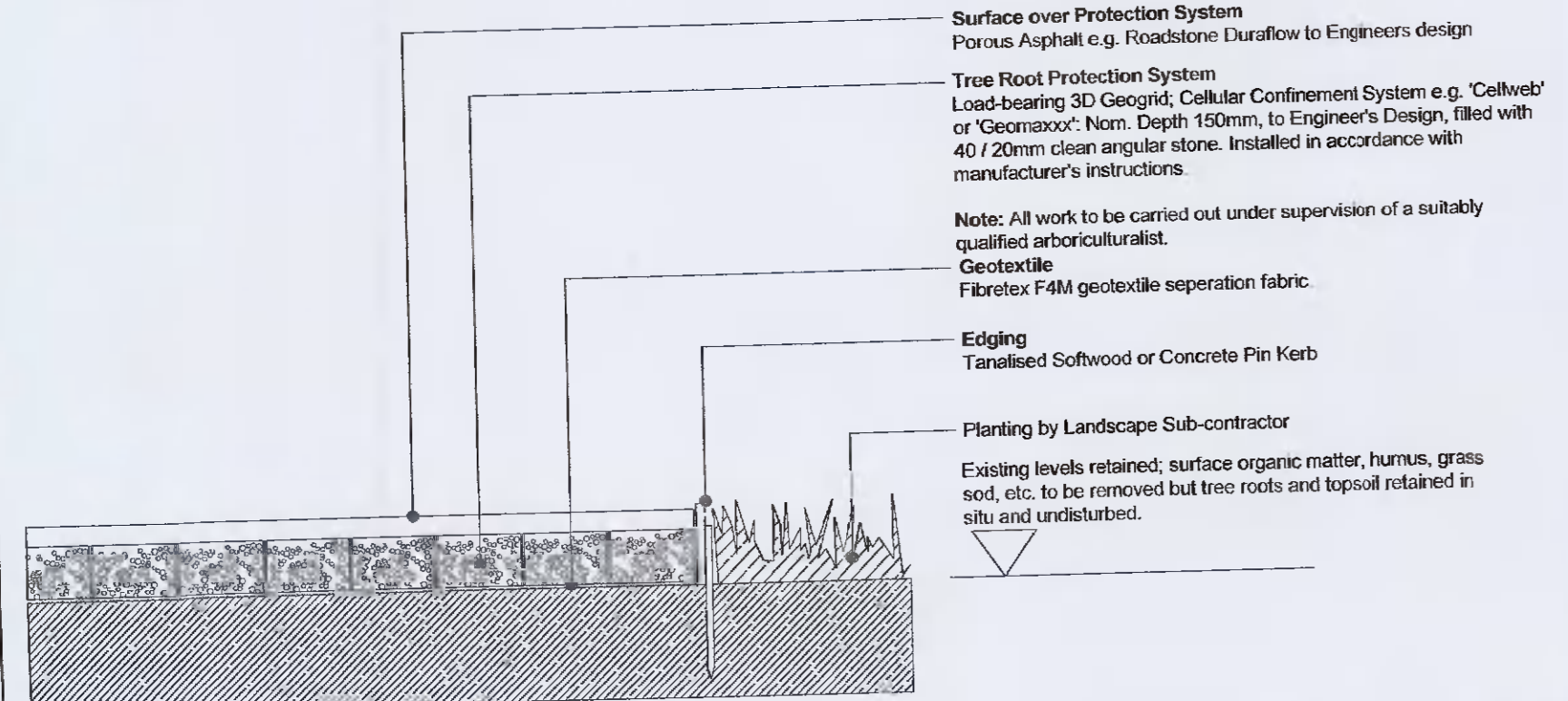
REV	DATE	REVISION	DRAWN	CHECKED
01	22/11/21	Planning Further Information	HM	JL
02	01/06/21	Issue For Planning	HM	JL
03	27/05/21	Draft	HM	JL
04	12/05/21	Draft	HM	JL

CLIENT: HIBERNIA REIT
PROJECT TITLE: KATHRYN TYWAN HOUSE

SHEET TITLE: ARBORICULTURAL PROTECTION PLAN

SHEET NO	SHEET SIZE
1860_PL_TS_02	A1
SCALE	REVISION
1/250	IFP
STAGE	DATE
PL	22/11/21

D1 'No-dig' Root Protection System-ALL AREAS IN ROOT PROTECTION AREA (RPA) OF RETAINED TREES
Scale 1:20



D2 TREE PROTECTION FENCING
Scale 1:50

TREE PROTECTION FENCING - BS 5837:2012 Trees in relation to design, demolition and construction

All tree protection works to be in accordance with BS 5837:2012 and approved by Contract Administrator / Project Arborist / Landscape Architect.

All trees to be retained on site are to be protected by effective fencing defining the Construction Exclusion Zone (CEZ). The fencing excludes construction activities from the Root Protection Area (RPA) which contains sufficient rooting volume to ensure the survival of the tree.

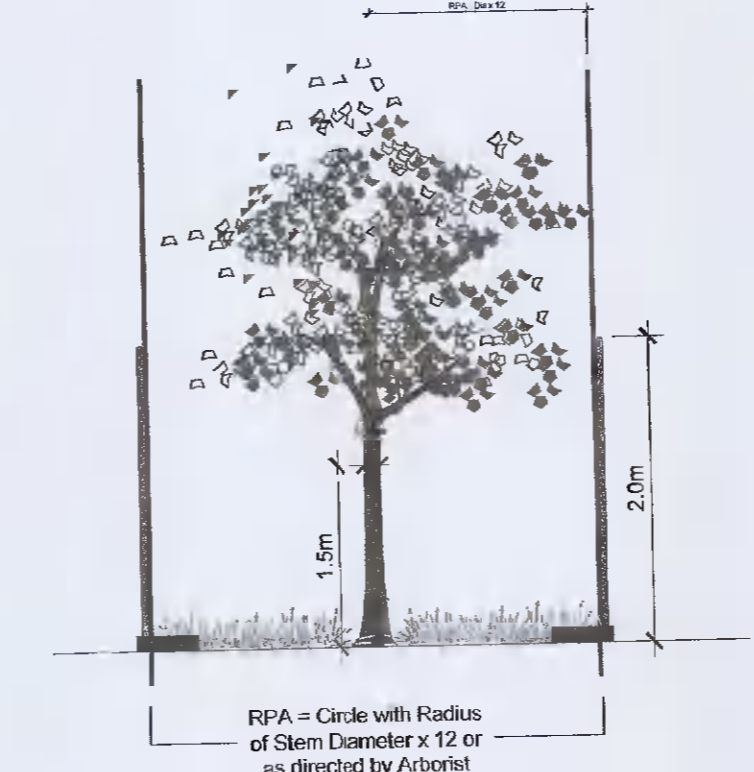
Fencing is to be installed before any materials or machinery are brought onto the site and before any demolition or development commences.

Once erected, fencing is to be regarded as sacrosanct, and should not be removed or altered without the prior consultation with the consulting Arborist or Landscape Architect.

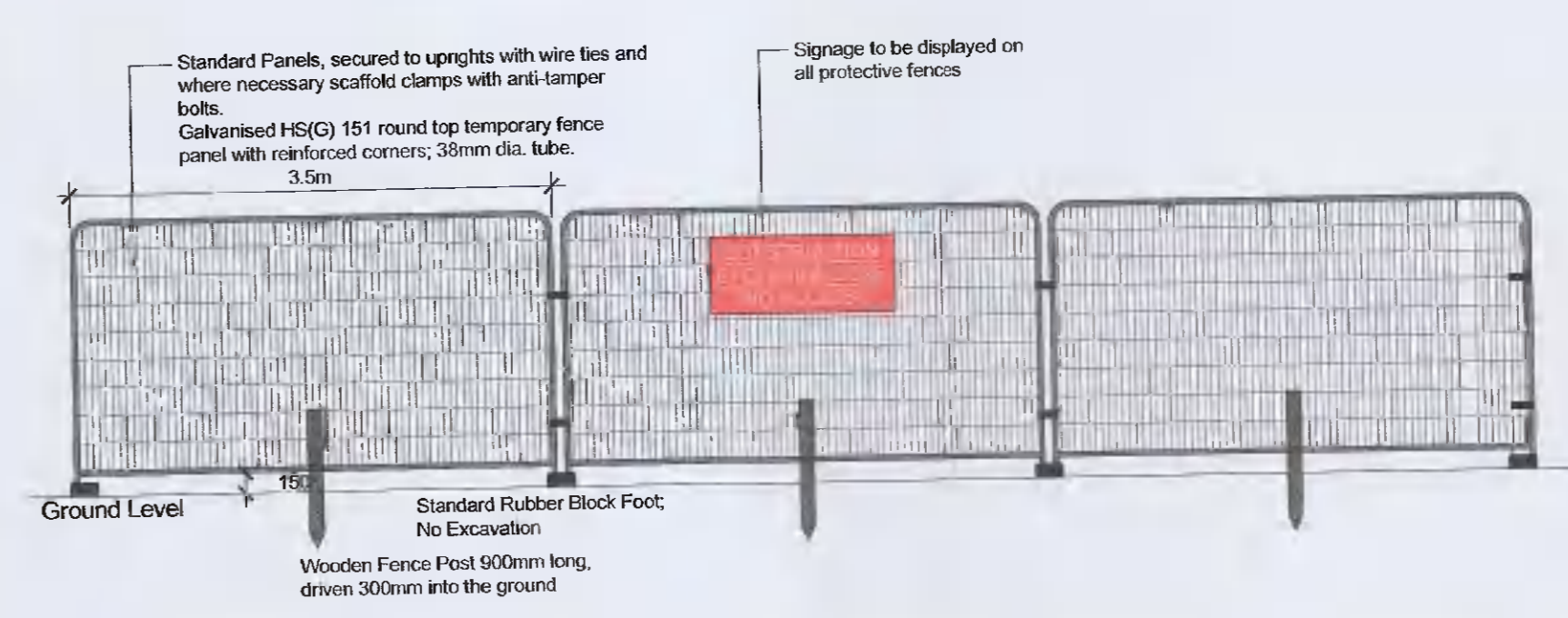
No access is to be permitted for workers to areas behind fencing line (except for specific works such as construction of no-dig paths or planting or with written authorisation from Contract Administrator / Project Arborist / Landscape Architect), no works may be carried out in this area, no materials, machinery, tools, soil or other objects can be stored here and absolutely no excavation may be carried out.

Protective fencing should consist of galvanised steel mesh panels in accordance with drawing (right) comprising a vertical and horizontal framework, staked in place and braced to resist impacts.

Notices should be erected on the fence with following wording:
CONSTRUCTION EXCLUSION ZONE: NO ACCESS



TREE PROTECTIVE BARRIER - BS 5837:2012 TREES IN RELATION TO CONSTRUCTION
Item Nos. 4.6 Root Protection Area



TREE PROTECTIVE BARRIER - BS 5837:2012 TREES IN RELATION TO CONSTRUCTION
Item Nos. 6.2 Technical Design and 7 Demolition and construction in proximity to existing trees