

FOUNDATION NOTES:

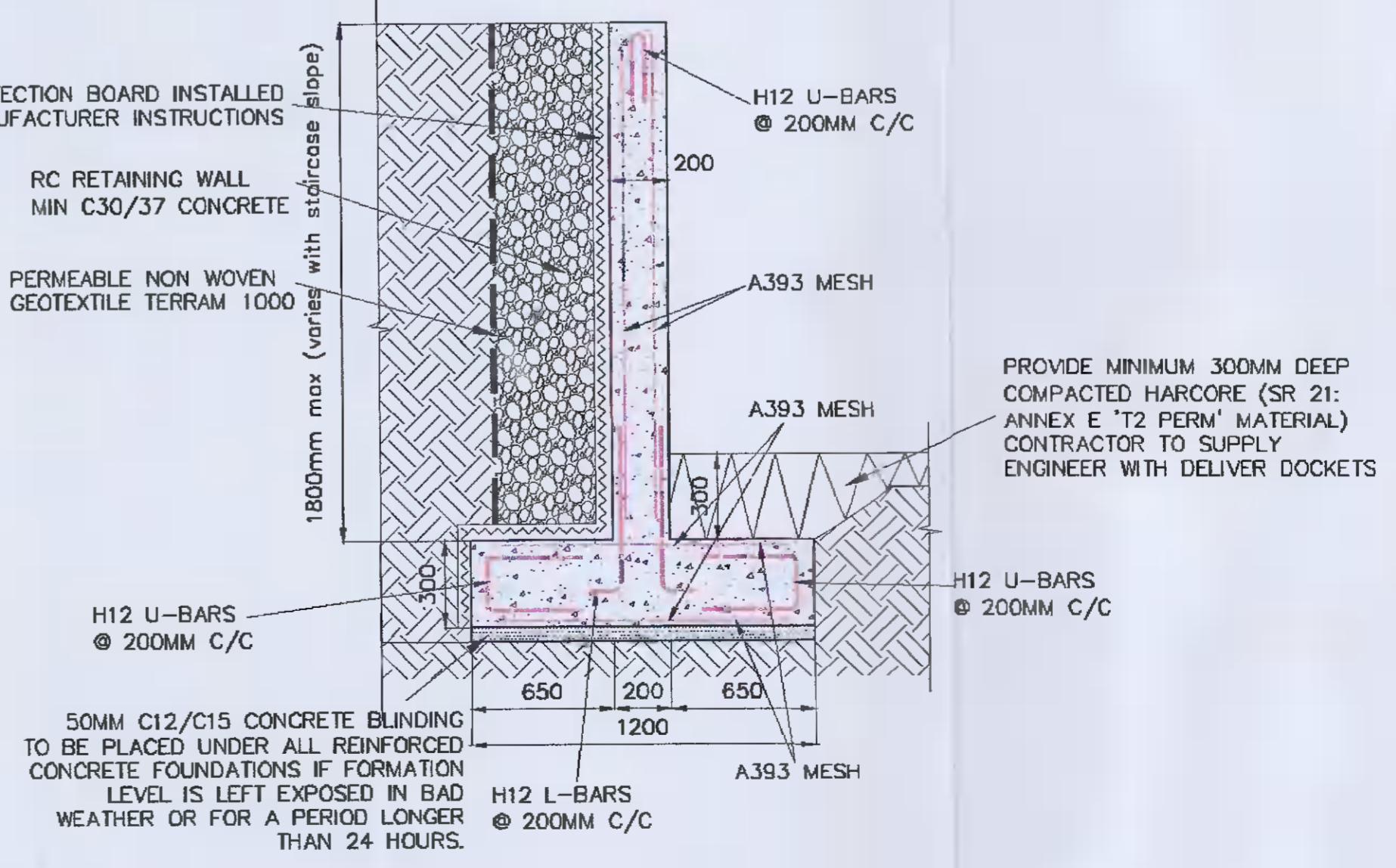
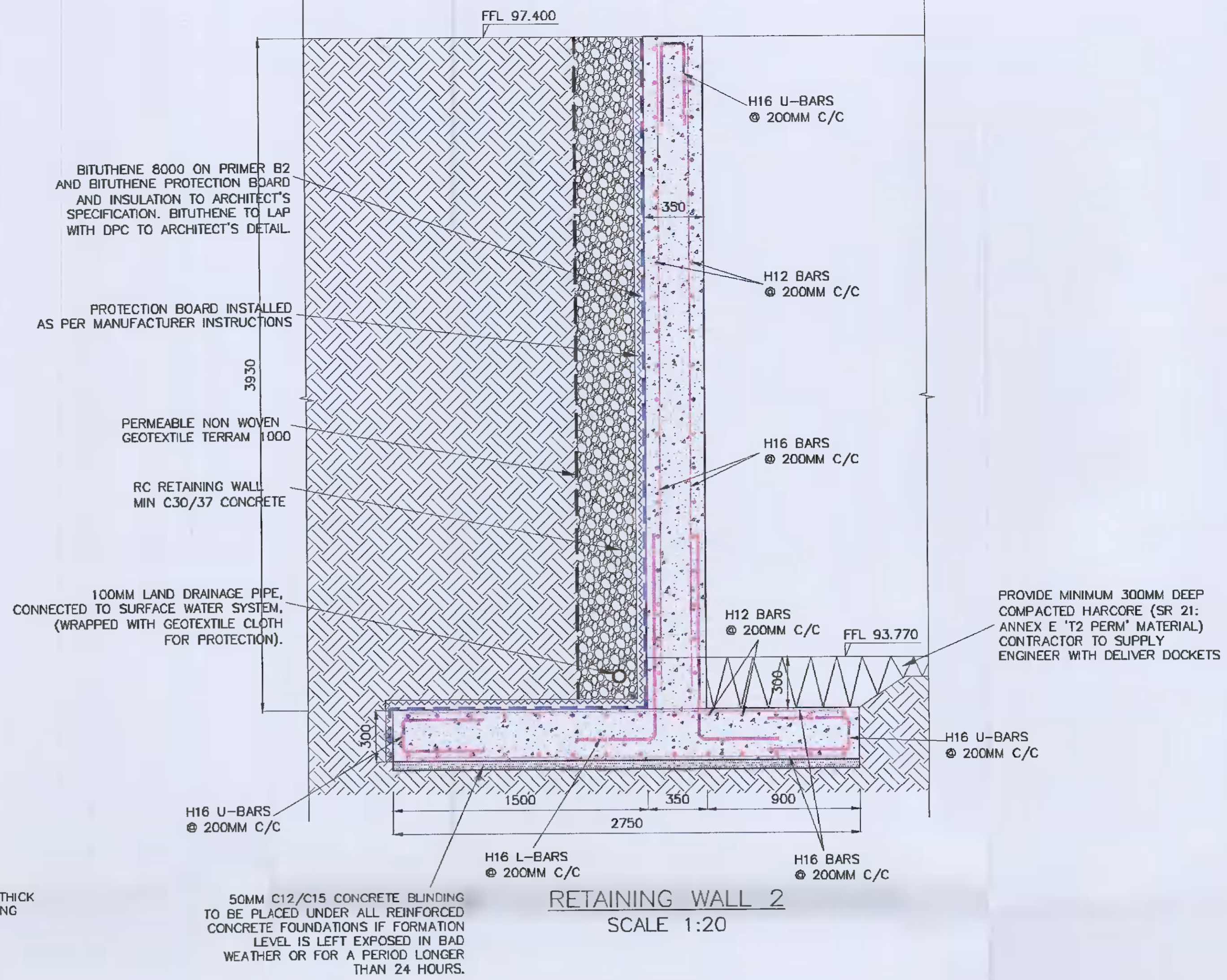
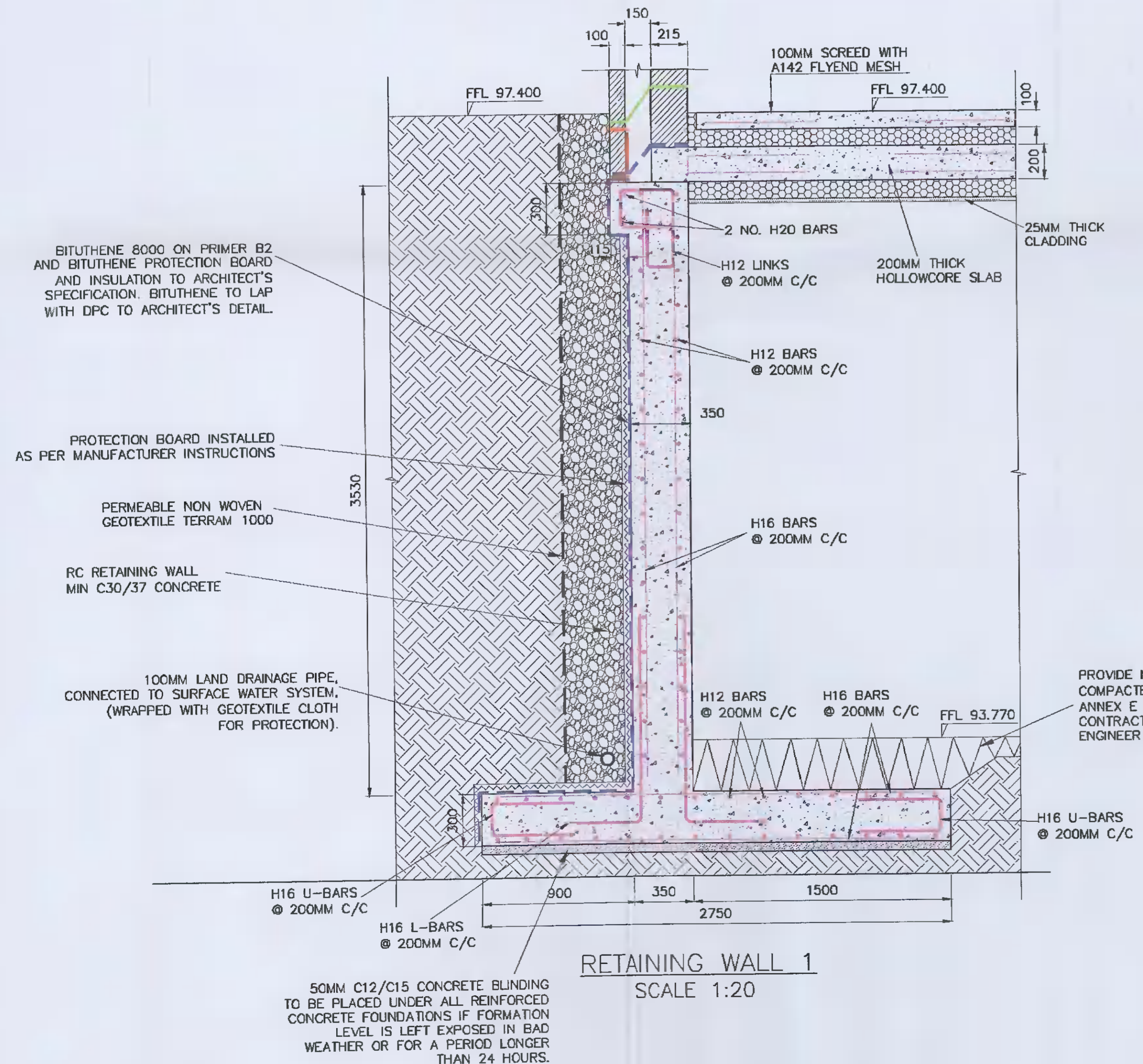
- A393 MESH REQUIRED IN STRIP FOUNDATION TOP & BOTTOM AS PER SECTIONS S338. MIN. COVER BOTTOM: 75MM OR 50MM IF C16 CONCRETE BLINDING IS USED.
- MINIMUM 400MM LAP LENGTH ON A393 MESH.
- STRIP FOUNDATIONS ALL 300MM DEEP (WIDTHS AS SHOWN ON PLAN).
- FOUNDATIONS DESIGNED FOR MIN. BEARING PRESSURE OF 100kN/M².
- FORMATION LEVEL OF FOUNDATIONS TO BE CONFIRMED ON SITE BY CHARTERED ENGINEER.

HAZARD IDENTIFICATION NOTES:

- TRENCH FILL CONCRETE SHOULD BE PLACED IMMEDIATELY AFTER EXCAVATION IS MADE TO ENSURE BEARING STRATUM DOES NOT DETERIORATE AND TRENCHES REMAIN STABLE.
- ALL UNSAFE TRENCHES TO BE BATTERED BACK TO A SAFE LEVEL.

EXCAVATION NOTES:

- IF AN EXCAVATION IS TO BE CARRIED OUT CLOSE TO AN EXISTING BUILDING, THE CONTRACTOR MUST TAKE ALL NECESSARY STEPS TO ENSURE THAT THE FOUNDATIONS TO NEARBY BUILDINGS ARE NOT UNDERMINED OR DAMAGED.
- UNDERMINING IS DEFINED AS ANY EXCAVATION (INCLUDING WORKING SPACE) WHICH ENCROACHES ON A 45 DEGREE LINE PROJECTED DOWNWARDS FROM THE BOTTOM CORNER OF THE EXISTING FOUNDATION.
- WHERE DETAILS ARE INDICATED ON DRAWINGS, THE CONTRACTOR MUST NOT DEVIATE FROM THESE DETAILS WITHOUT THE WRITTEN APPROVAL OF THE ENGINEER. IF APPROPRIATE DETAILS ARE NOT SHOWN ON THE DRAWINGS, PLEASE INFORM THE ENGINEER IMMEDIATELY.
- IF IT BECOMES APPARENT THAT THE DETAILS OF THE EXISTING FOUNDATIONS OR SUB-STRUCTURES ARE NOT AS ASSUMED, THE CONTRACTOR MUST TAKE ALL NECESSARY STEPS TO ENSURE THAT THE FOUNDATIONS ARE NOT UNDERMINED OR DAMAGED, AND THAT THEY ARE PROTECTED AGAINST DAMAGE.



revision details		
X	XX/XX/XX	Issued for Information

NOTES:

- CONCRETE TO HAVE A MIN. DESIGN STRENGTH OF C28/35 (35N/MM²) AT 28 DAYS. CONCRETE MIX TO BE IN ACCORDANCE WITH I.S. EN 206-01.
- MAX. SIZE OF AGGREGATE TO BE 20MM U.N.O.
- REINFORCEMENT:
 - 'H' = HIGH YIELD STEEL - 500N/MM²
- NO OPENINGS TO BE FORMED IN THE CONCRETE WORK OTHER THAN DRAWN, WITHOUT PRIOR APPROVAL OF STRUCTURAL ENGINEER.
- THIS DRAWING TO BE READ IN CONJUNCTION WITH ALL RELEVANT DRAWINGS I.E.:
 - I) ARCHITECTS DRAWINGS,
 - II) ENGINEERS DRAWINGS,
 - III) BAR BENDING SCHEDULES.
- ANY DISCREPANCIES IN DIMENSIONS OR DETAILS SHOULD BE REPORTED TO THE STRUCTURAL ENGINEER BEFORE CONSTRUCTION.
- MIN. COVER TO ALL REINFORCEMENT IN FOUNDATION IS 75MM.
- MASONRY STRENGTH:
 - BELOW DPC - 13N/MM²
 - ABOVE DPC - 7.5N/MM²
 - ALL MASONRY 'GROUP 1' & 'CATEGORY 1' TO SR325 AND EC6.
- ALL WALL INTERSECTIONS TO BE FULLY BONDED.
- ALL DIMENSIONS AND LEVELS ARE TO BE CHECKED ON SITE.
- BOTTOMS OF ALL EXCAVATIONS TO BE TAKEN DOWN TO FIRM BEARING TO THE SATISFACTION OF THE ENGINEER ON SITE.
- REFER TO ARCHITECTS DRAWINGS FOR SERVICE OPENINGS ETC.
- WALL TIES:
 - USE TIMBER FRAME WALL TIES. CENTERS TO BE CONFIRMED WITH TIMBERFRAME SUPPLIER (MAX. PERMITTED)
 - INSTALL WALL TIES AT 600MM C/C HORIZONTALLY AND 450MM C/C VERTICALLY.
 - INSTALL WALL TIES AT 225MM C/C VERTICALLY & HORIZONTALLY AROUND ALL OPES AND MAX. 225MM FROM EDGE.
 - WALL TIES TO BE APPROVED BY DCE IRL.
- THE CONTRACTOR SHALL BE RESPONSIBLE FOR THE STABILITY OF ALL ELEMENTS OF CONSTRUCTION DURING THE PROGRESS OF THE WORKS AND IS TO PROVIDE ALL TEMPORARY SUPPORTS OR BRACING NECESSARY TO MAINTAIN STABILITY AT ALL TIMES.
- THE CONTRACTOR SHALL BE RESPONSIBLE FOR PROTECTING THE STRUCTURE FROM ADVERSE WEATHER CONDITIONS THROUGHOUT THE DURATION OF THE WORKS. PROPOSAL FOR PROTECTION ARE TO BE SUBMITTED TO THE ARCHITECT FOR RELEVANT WORK ITEMS.
- TYPES OF MORTAR MIX:
 - MORTAR MIX DESIGNATED M6 BELOW DPC
 - MORTAR MIX DESIGNATED M6 ABOVE DPC
 - ALL MASONRY TO BE TIED INTO CONCRETE AND STEEL COLUMNS USING WALL TIES SHOT FIXED AT 225MM C/C VERTICALLY.

This document is the property of DCE IRL. The design information contained herein is strictly confidential. This document is not to be used, reproduced, disclosed or circulated, in whole or in part, without the prior written permission in each instance of DCE IRL.

DCE IRL - Registered Offices Second Floor, Avenue Road Centre, Dundalk, Co. Louth, A91 FT92, Ireland. Registered in Ireland No. 574901.

Directors: G.J. Barron, T. McQuinn. VAT No. IE 940160291.

DCE IRL
CIVIL • STRUCTURAL • TRAFFIC

Second Floor, Avenue Road Centre
Dundalk, Co. Louth, A91 FT92 Ireland
Tel. : +353 42 935 1600
Fax : +353 42 935 1601
E-mail : info@dce.ie
Web : www.dce.ie

Client:
Anne Jackson

Job Title:
**Extension Palmyra
Whitechurch RD Dublin**

Drawing Title:
**Retaining Walls
Sections Layout**

Scale:	1:50@A1	Dwg no.:	502
Drawn by:	JN	Job no.:	4560
Checked by:	TMG	Rev. no.:	X
File no.:	4560 502	Date:	xx/xx/2021