

NOTES

1 THIS DRAWING IS TO BE READ IN CONJUNCTION WITH ALL ENGINEERS & ARCHITECTS DRAWINGS FIGURED DIMENSIONS ONLY (NOT SCALING) TO BE USED. THERE IS TO BE NO CONFLICT OF INFORMATION EXISTS OR IT IN ANY DOUBT - ASK

2 CONSULTANTS TO BE INFORMED IMMEDIATELY OF ANY DISCREPANCIES BEFORE WORK PROCEEDS

CIVIL LEGEND

EX FOUL MANHOLE	PIPE DESCRIPTION
EX FOUL PIPE	PIPE DESCRIPTION
NEW FOUL MANHOLE	PIPE DESCRIPTION
NEW FOUL PIPE	PIPE DESCRIPTION
EX SURFACE WATER MANHOLE	PIPE DESCRIPTION
EX SURFACE WATER PIPE	PIPE DESCRIPTION
NEW SURFACE WATER MANHOLE	PIPE DESCRIPTION
NEW SURFACE WATER PIPE	PIPE DESCRIPTION
FOUL ACCESS JUNCTION	
SURFACE ACCESS JUNCTION	
EX WATERMAIN	
WATERMAIN	

SUDS LEGEND

PERMEABLE PAVING (SYSTEM B ALLOWING PARTIAL INFILTRATION ALONG WITH INTERCEPTION OF MIN 5mm ² AREA PER 100mm ² PAVING. RUN-OFF COEFFICIENT = 1.0)
EXTENSIVE GREEN ROOF (SEDUM BLANKET WITH 50mm ² WATER RETENTION CAPACITY. RUN-OFF COEFFICIENT = 1.0)
ARTIFICIAL GRASS OUTDOOR AREA WITH PERMEABLE PAVING ON RESERVOIR WITH 100mm ² Voids SPACE OF STONE BUILDUP BELOW. AREA = 238m ² . RUN-OFF COEFFICIENT = 1.0

NOTE TOTAL DRAINED AREA = 1040m²

NOTE MIN REQUIRED ATTENUATION FOR 1 IN 100 YEAR STORM = 20% CLIMATE CHANGE = 43.74m³

NOTE ACTUAL STONE RESERVOIR WATER CAPACITY BELOW/OUTDOOR ARTIFICIAL GRASS AREA = 54.08m³

ALL ATTENUATION CALCULATIONS CONSERVATIVELY ASSUME ZERO INFILTRATION TO GROUND

THIS DRAWING SHOULD BE READ IN CONJUNCTION WITH BMICE DRAINAGE STRATEGY REPORT & DETAILS DRAWING C-1200

PL 1	20 10 21	ISSUED FOR PLANNING	DRN	P E	3 D
ISSUE	DATE	DESCRIPTION	DRN	P E	3 D
DRAWING STAGE					
PLANNING					

B.M.
 Dublin Office
 150-152, Lower Gardiner Street, Dublin 2, Ireland
 Tel: (01) 677 3300 Fax: (01) 677 3184

ACEI
 The Institution of Structural Engineers
 Consulting Engineers, Civil Structural Project Management (Civil Drainage) & Water Services

CLIENT
 MR. JOHN MURPHY C/O
 KILNAMANAGH AFC

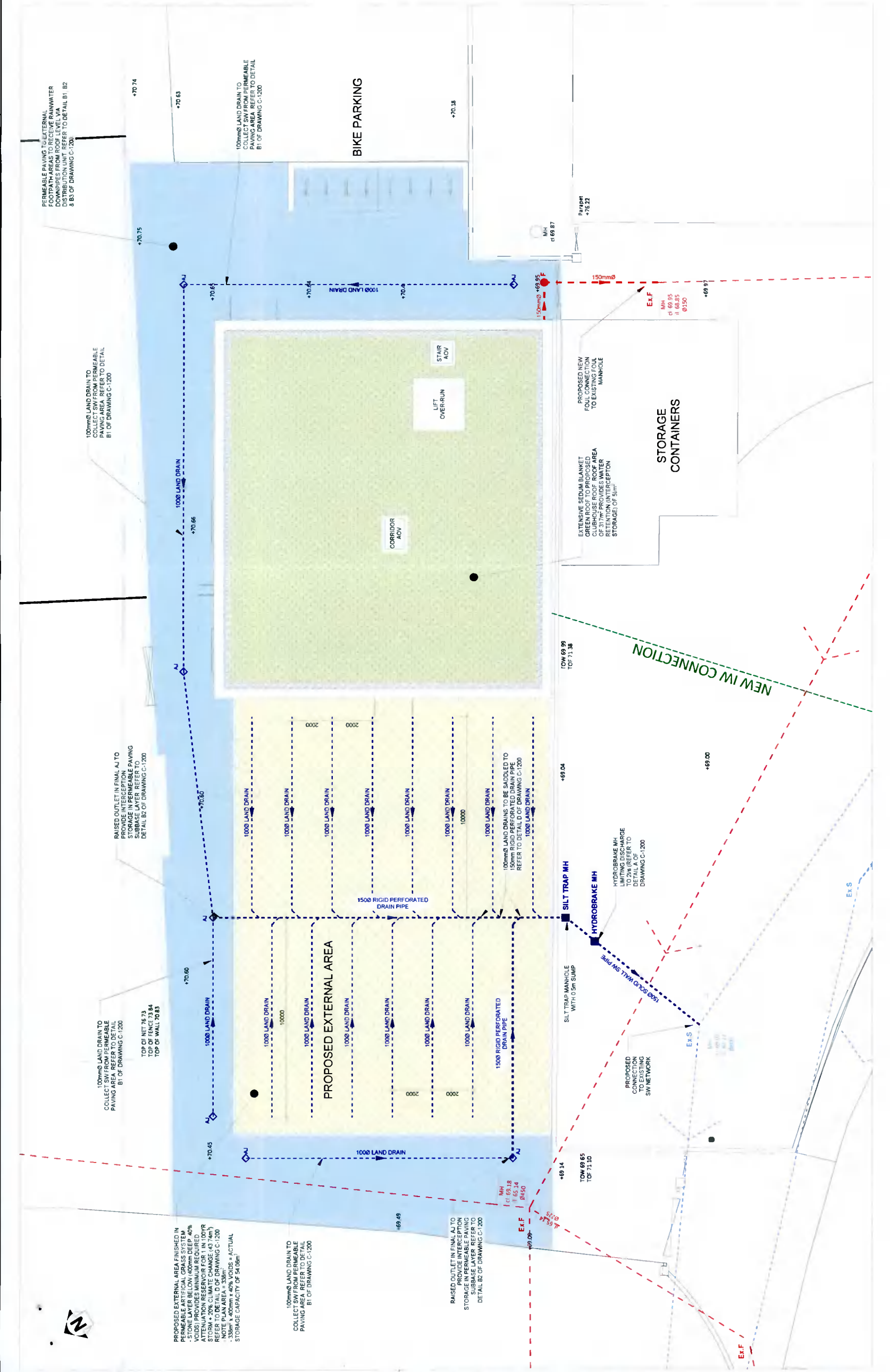
PROJECT TITLE
 KILNAMANAGH AFC
 PROPOSED NEW CLUBHOUSE

MODEL REFERENCE
 21.309

DRAWING TITLE
 DRAINAGE & SUDS PLAN LAYOUT

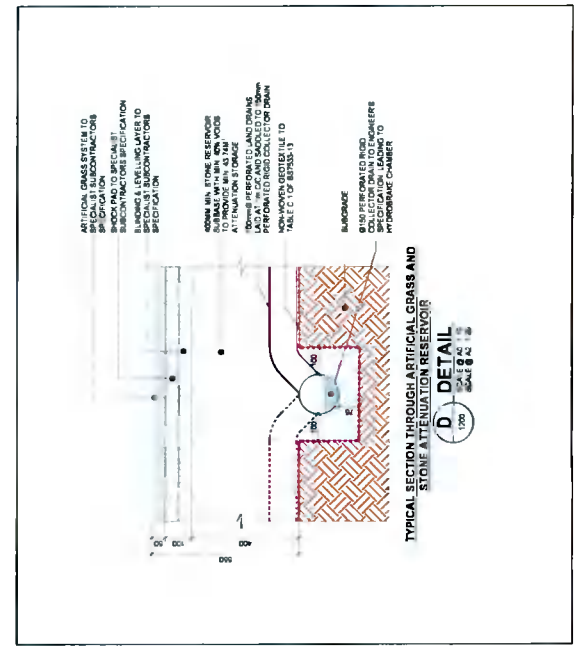

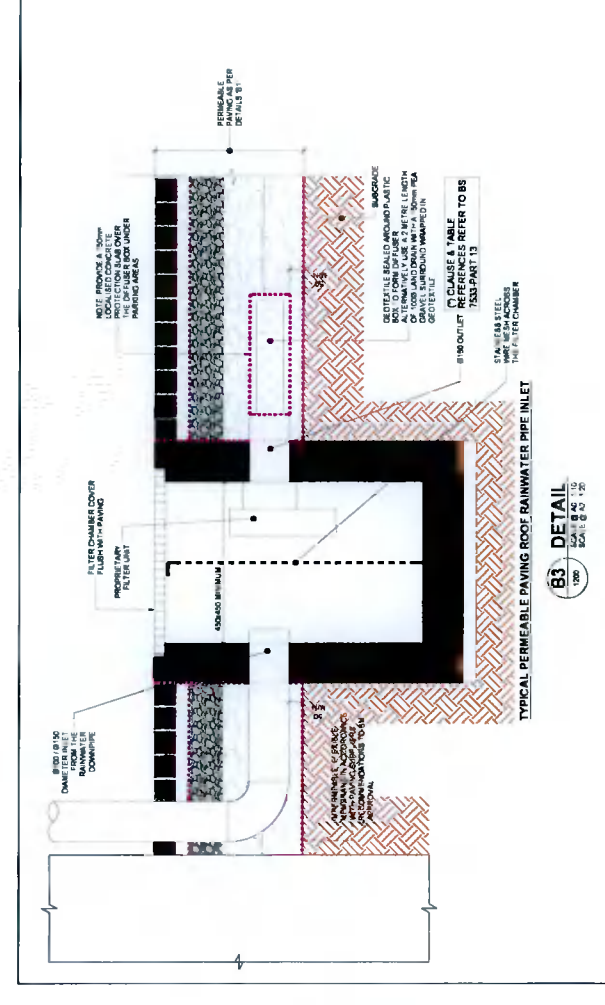
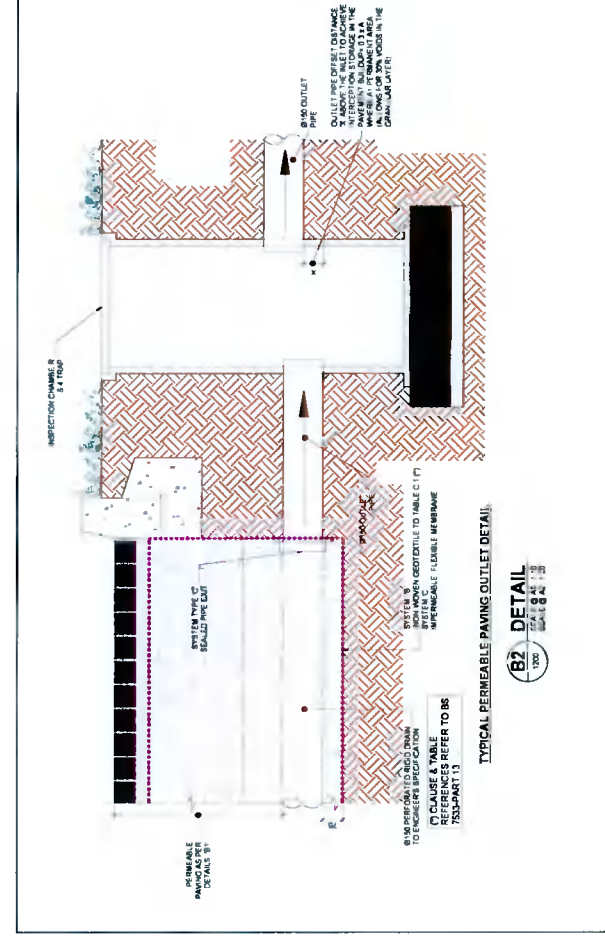

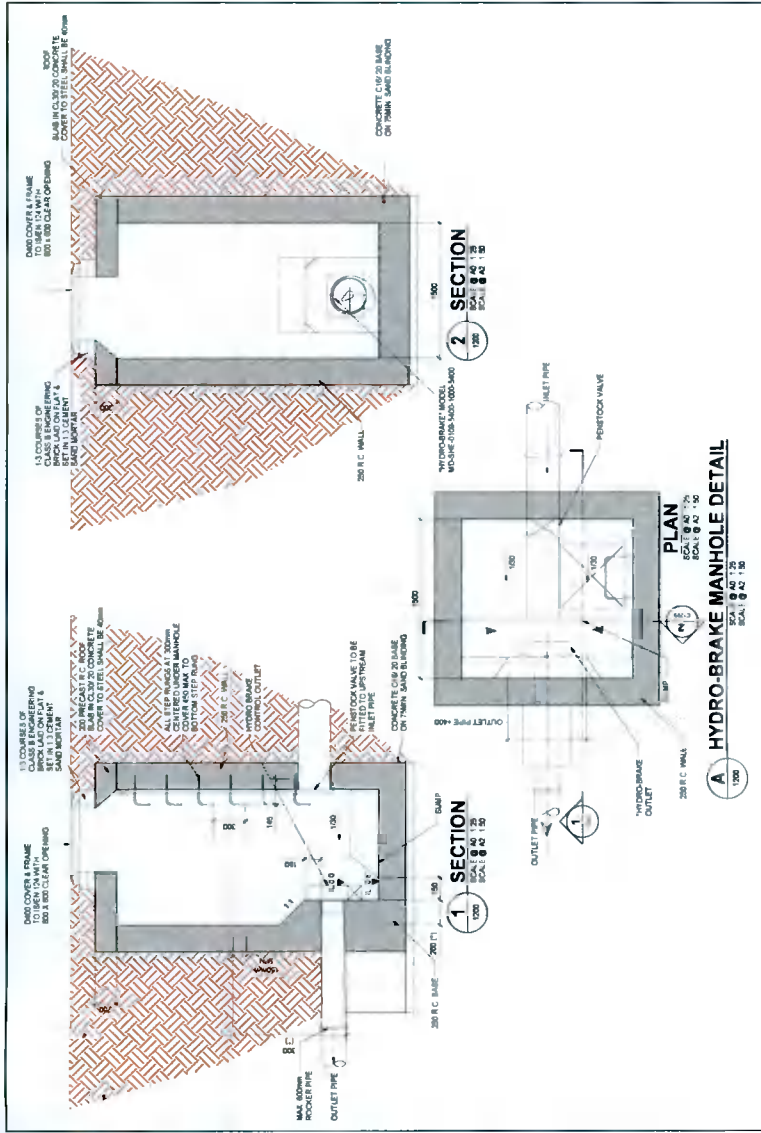
DRAWING NO
 C-1000

SCALE
 PL1



NOTES

1. ALL WORK SHALL BE IN ACCORDANCE WITH THE SPECIFICATIONS AND DRAWINGS FOR THE PROJECT. THE CONTRACTOR SHALL BE RESPONSIBLE FOR OBTAINING ALL NECESSARY PERMITS AND APPROVALS FROM THE LOCAL AUTHORITIES.
2. THE CONTRACTOR SHALL BE RESPONSIBLE FOR PROTECTING ALL EXISTING UTILITIES AND STRUCTURES ON THE SITE.
3. ALL MATERIALS AND WORKMANSHIP SHALL BE SUBJECT TO INSPECTION AND APPROVAL BY THE LOCAL AUTHORITIES.



BM **ACEI**

MR. JOHN MURPHY CO
KILNAMANAGH AFC

PROPOSED NEW CLUBHOUSE

21,309

TYPICAL SUBS DETAILS

C-1200

PL1