









ALL DIMENSIONS TO BE CHECKED ON SITE. DO NOT SCALE FROM THIS DRAWING. THIS DRAWING IS TO BE READ IN CONJUNCTION WITH THE RELEVANT CONSULTANT'S DRAWINGS & SPECIFICATIONS. THIS DRAWING IS COPYRIGHT ©

Total proposed Parking Space:	16
Mobility Impaired Parking Space:	1
Regular Parking:	9
E-Parking:	2
Staff:	4



SITE LAYOUT PLAN as Proposed
 Area: 0.39 Ha
 SCALE: 1:500

-  Betula Pendula 'Youngii' / Weeping Birch 'Youngii'
-  Betula Pendula / Silver Birch

-  Existing Layout
-  Proposed Layout
-  Mobility Impaired Parking Space 1 space
-  Regular Parking Space 9 spaces
-  E-Parking Space (Recharge Point) 2 spaces
-  Staff Spaces 4 spaces
-  Proposed Future Expansion 5 spaces
-  Bike Store accommodating 10 spaces

REV	DATE	BY	NOTES
B	Nov 2021	GC	SCREENING - TREES ADDED

CEA ARCHITECTS

7E, NUTGROVE OFFICE PARK, RATHFARNHAM, DUBLIN 14 01 4692000
 17 SOUTH MALL, CORK 021 4272000
 15 MILL ROAD, MIDDLETON, CO. CORK 021 4637000
 INFO@CEAGROUP.IE WWW.CEAGROUP.IE

Oaklands Nursing Home Ltd.

NURSING HOME
 Sally Park Nursing Home, Sally Park Close, Firhouse, Dublin 24

SITE LAYOUT PLAN as Proposed May 2018 SCALE 1:500 @ A3

18109 JMC SC L005

18109-CEA-F1 B