



The Tecpro Building,  
Clonshaugh Business & Technology Park,  
Dublin 17, Ireland.

T: + 353 1 847 4220  
F: + 353 1 847 4257  
E: [info@awnconsulting.com](mailto:info@awnconsulting.com)  
W: [www.awnconsulting.com](http://www.awnconsulting.com)

Adamstown Station District Centre

Masterplan - Phase II - Block G

October 2021

Outline Construction Environmental Waste  
Management Plan

# ADAMSTOWN BLOCK G





**OUTLINE CONSTRUCTION  
ENVIRONMENTAL  
MANAGEMENT PLAN FOR  
A PROPOSED RESIDENTIAL  
DEVELOPMENT**

**ADAMSTOWN DISTRICT  
CENTRE**

**“BLOCK G”**

The Tecpro Building,  
Clonshaugh Business & Technology Park  
Dublin 17, Ireland.

T: + 353 1 847 4220  
F: + 353 1 847 4257  
E: [info@awnconsulting.com](mailto:info@awnconsulting.com)  
W: [www.awnconsulting.com](http://www.awnconsulting.com)

---

Report Prepared For

**Quintain Developments Ireland Ltd**

---

Report Prepared By

**Chonaiil Bradley Senior, Environmental  
Consultant**

---

Our Reference

**CB/19/11170WMR05a**

---

Date of Issue

**08 October 2021**

---

**Cork Office**



Unit 5, ATS Building,  
Carrigaline Industrial Estate,  
Carrigaline, Co. Cork  
T: +353 21 438 7400  
F: +353 21 483 4606

**AWN Consulting Limited**  
Registered in Ireland No. 319812  
Directors: F Callaghan, C Dilworth,  
T Donnelly, E Porter  
Associate Director: J Kelly

**Document History**

Document Reference		Original Issue Date	
CB/19/11170WMMR05		14 April 2021	
Revision Level	Revision Date	Description	Sections Affected
a	08 October 2021	Design update	All

**Record of Approval**

Details	Written by	Approved by
Signature		
Name	Chonaill Bradley	Fergal Callaghan
Title	Senior Environmental Consultant	Director
Date	08 October 2021	08 October 2021

<b>CONTENTS</b>	<b>Page</b>
1.0 INTRODUCTION	5
2.0 DESCRIPTION OF THE PROJECT	5
3.0 CONSTRUCTION PROGRAMME AND PHASING	6
4.0 EXCAVATIONS	7
4.1 Archaeological and Architectural Heritage	7
4.2 Ground Conditions	8
5.0 SITE LOGISTICS	9
5.1 Site Safety Compliance	9
5.2 Site Establishment and Security	9
5.3 Consents and Licenses	9
5.4 Services and Utilities	10
5.5 Material Handling and Storage	10
5.6 Visitor Management	10
5.7 Site Working Hours	11
5.8 Employment and Management Workforce	11
6.0 CONSTRUCTION TRAFFIC AND SITE ACCESS	11
6.1 Traffic Queueing	12
6.2 Site Hoarding and Security Fencing	13
7.0 SAFETY, HEALTH AND ENVIRONMENTAL CONSIDERATIONS DURING CONSTRUCTIN WORKS	13
7.1 Air Quality	13
7.2 Ecology	16
7.3 Noise and Vibration	16
7.4 Waste Management	18
7.5 Surface Water Management	19
8.0 SUMMARY	21
9.0 REFERENCES	22

## 1.0 INTRODUCTION

This Outline Construction Environmental Management Plan (CEMP) has been prepared by AWN Consulting (AWN) on behalf of Quintain Developments Ireland Ltd. for a proposed residential development. This application seeks permission for these minor design changes to the development permitted under SDCC Reg Ref SDZ21A/0007.

The proposed development will consist of construction of a residential development comprising residential units, resident's amenities, car and bicycle parking along with all hard and soft landscaping at Adamstown, Co. Dublin. This OWMP covers Block G of the wider Masterplan.

The outline CEMP provides a framework from which a more detailed CEMP will be developed to implement the mitigation measures described below which are designed to avoid, minimise or mitigate adverse construction effects on the environment prior to commencement on site.

This Outline CEMP has been prepared to account for activities at the site during the excavation and construction phase of the project.

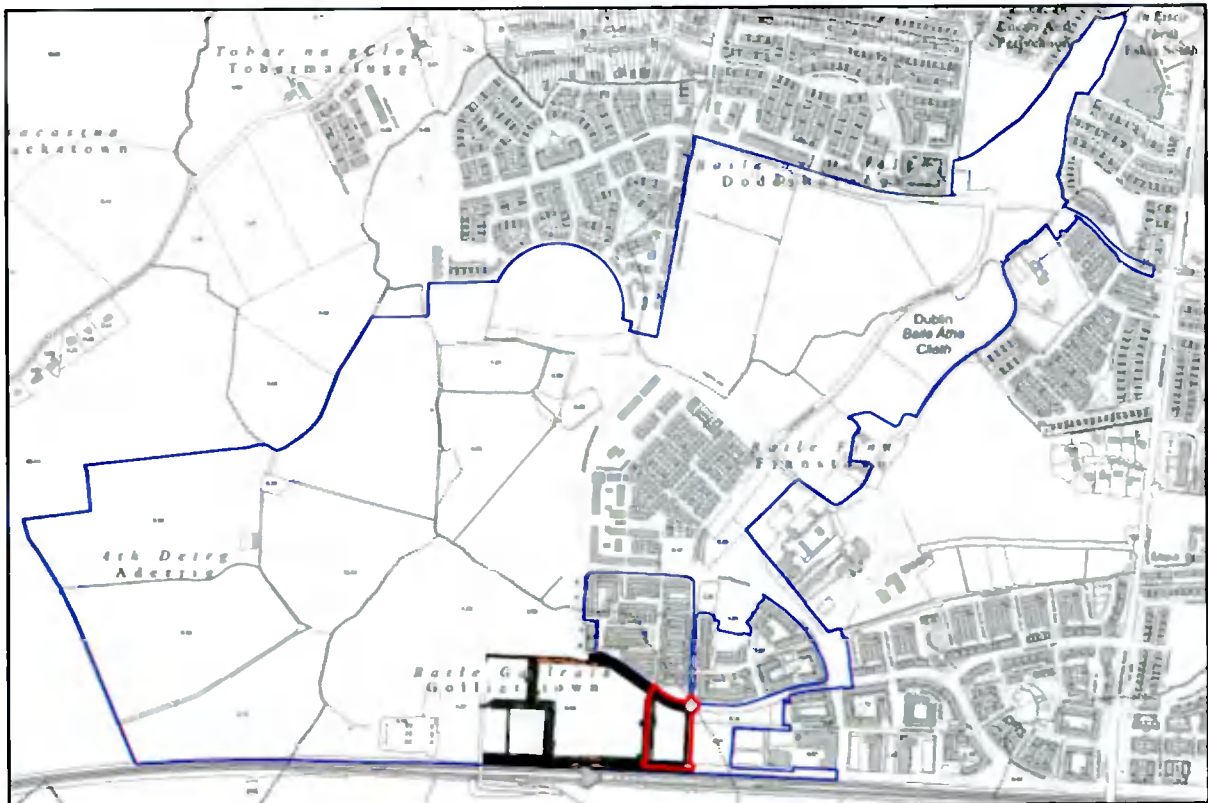
The main issues that have been considered within this document are as follows;

- Description of works;
- Construction programme and phasing;
- Site logistics;
- Workforce;
- Public relations and community liaison;
- Construction traffic and access; and
- Safety, health and environmental management.

## 2.0 DESCRIPTION OF THE PROJECT

Figure 2.1 presents a site layout plan showing the location of the site at Adamstown District Central, Adamstown, Co. Dublin. The site is part of the larger Adamstown Strategic Development zone

The overall Adamstown SDZ area comprises lands to the north of the railway and west of the R120 Newcastle (Lock) Road that are zoned 'SDZ – Strategic Development Zone' in the South Dublin County Council Development Plan 2010-2016, the adjoining roads, the railway line, site boundaries, Tandy's Lane and an adjoining public open space in the Hillcrest housing area to the northeast.



**Figure 2.1** Proposed location of site

The proposed development comprises the following:

- Repositioning of landscaped communal courtyard of Block G from first floor level to ground floor level due to removal of podium parking at level 0, and the consequential relocation of 83no. car parking spaces to within the Block F car park and to on-street locations immediately adjacent to Block G, including ancillary site development and landscape works.
- The introduction of 9no. ground floor units, facilitated by the removal of the podium from the core.
- A minor reduction to the overall provision of residential units from 185 to 184no. apartment units.
- The provision of an additional unit and changes to the unit mix on Level 1.
- Adjustments to the location of the bicycle, plant, and waste stores serving Block G.
- Adjustments to Block G2 consisting of a minor reduction to the footprint of the Block by 0.6m, the removal of setback to the North (level 5) and adjustments to the Southern gable.

This application seeks permission for these minor design changes to the development permitted under SDCC Reg Ref SDZ21A/0007.

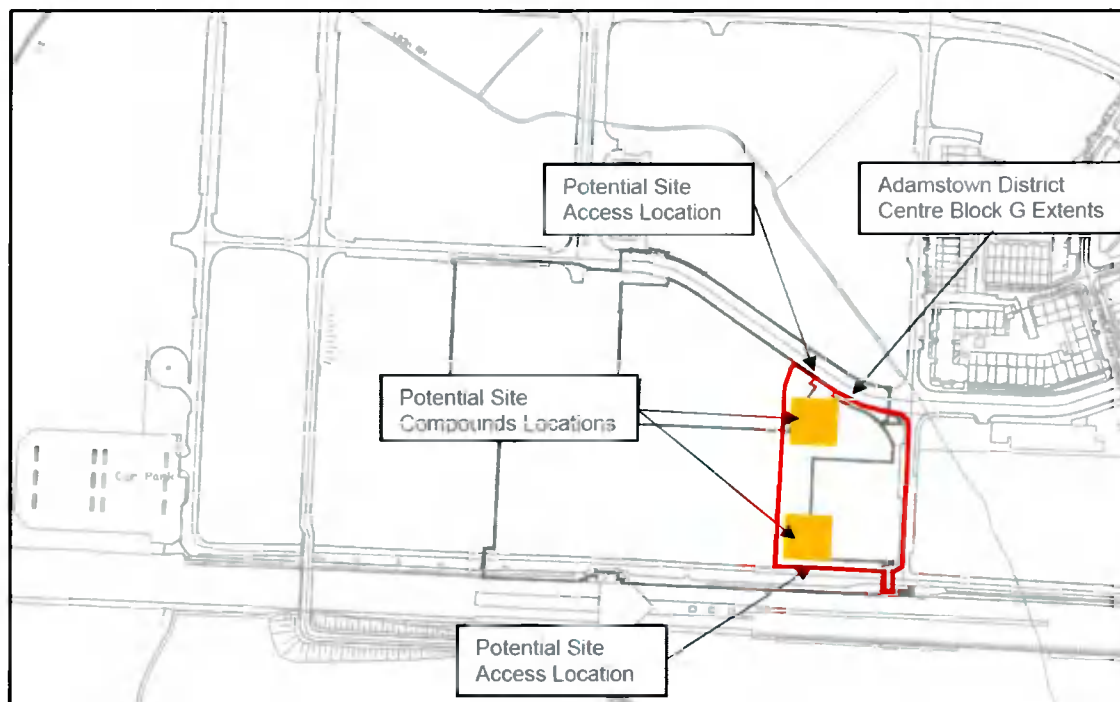
### 3.0 CONSTRUCTION PROGRAMME AND PHASING

The construction works associated with the development will be undertaken in one phase. There will be no demolition required as part of this development, there will however be excavations required to accommodate site levelling, services and foundations.

The construction programme is intended to commence in the first half of 2022, with a 24-month programme.



Subject to detailed planning at the construction stage, it is currently envisaged that the construction compound, offices and storage areas will be located at one location and can be viewed in Figure 3.1.



**Figure 3.1** Proposed Site Compounds & Staff Parking Location Options

### 3.1 Demolition Phase

There will be no demolition required as part of this development.

### 3.2 Excavation & Construction Phase

The project excavations will involve excavations for new foundations, site levelling and excavations for roads and services. The Construction and Demolition Waste Plan prepared by AWN Consulting (ref CB19\_11170WMMR03a), for the development will be updated by the main contractor and will be in compliance with the requirements of the “Best Practice Guidelines for the Preparation of Waste Management for the Construction and Demolition Projects” published by the Department of the Environment Heritage and Local Government will identify and categorise any waste arising from the development.

The plan will also contains the proposals for the minimisation, re-use and re-cycling of site generated waste. As part of this plan separate storage areas will be designated on the site for various types of material in order to maximise the re-use and re-cycling potential. Procedure will also be put in place to ensure that all sub-contractors fulfil the requirements of the Waste Management Plan.

## 4.0 EXCAVATIONS

### 4.1 Archaeological and Architectural Heritage

The proposed development site has also been previously disturbed by construction and agricultural practices and it is unlikely any archaeological finds will be located on this site.

Should archaeological features or material be uncovered during archaeological testing or any phase of construction, ground works will cease immediately and the National Monuments Service of the Department of Culture, Heritage and the Gaeltacht will be informed. Time must be allowed for a suitably qualified archaeologist to inspect and assess any material. If it is established that archaeologically significant material is present, the National Monuments Service may require that further archaeological mitigation be undertaken.

## 4.2 Ground Conditions

Site investigations were carried out by Irish Geotechnical Services Ltd (IGSL) in June 2019 and included the collection of thirty six samples from thirty one trial pits (TP-1 – TP-31) and three boreholes (BH-1 – BH-3) The investigation identified that the material to be excavated will consist primarily of comprises firm to stiff, brown, sandy gravelly clayey SILT with cobbles and boulders. Environmental analysis was carried out on 36 soil samples. The samples were tested for Total Heavy Metals, Total Organic Carbon (TOC), BTEX (benzene, toluene, ethylbenzene and xylene) aliphatic and aromatic hydrocarbons, polychlorinated biphenyls (PCB), polycyclic aromatic hydrocarbons (PAH) and asbestos. Leachate generated from the samples was tested for arsenic, barium, cadmium, chromium, copper, mercury, molybdenum, nickel, lead, antimony, selenium and zinc, chloride, fluoride, soluble sulphate, phenols, dissolved organic carbon (DOC), total dissolved solids (TDS).

It is anticipated that the development site works, or excavation works will require the excavation of some underlying bedrock geology, due to its shallow nature.

It has been calculated by the project engineers that c.5,000m<sup>3</sup> of soil and stone will be excavated to facilitate the construction of the proposed ground level other ancillary works. It is anticipated that c.2,000m<sup>3</sup> of the excavated material will be re-used on site with the remaining c.3,000m<sup>3</sup> being taken for appropriate offsite reuse, recovery, recycling and/or disposal.

With the exception of fluoride in two samples, TP-16 (0.2-0.7m) and TP-28 (0.4-0.8m), all of the parameters meet the inert landfill WAC. In TP-16 and TP-28 fluoride level (11mg/kg) was marginally above the inert WAC of 10mg/kg. Given the undeveloped nature of the site fluoride levels detected are considered to be naturally occurring.

If any potentially contaminated material is encountered, it will need to be segregated from clean/inert material, tested and classified as either non-hazardous or hazardous in accordance with the EPA publication entitled '*Waste Classification: List of Waste & Determining if Waste is Hazardous or Non-Hazardous*'<sup>12</sup> using the *HazWasteOnline* application (or similar approved classification method). The material will then need to be classified as clean, inert, non-hazardous or hazardous in accordance with the *EC Council Decision 2003/33/EC*<sup>13</sup>, which establishes the criteria for the acceptance of waste at landfills.

A Waste Characterisation Assessment has been carried out by O'Callaghan Moran (OCM). This assessment characterised all samples as "non-hazardous" and suitable for retention on site, or recovery at permitted waste recovery facility subject to the approval of the facility operator. It is noted that, depending on the overall volume of the bulk excavation the landfill may require additional samples to be taken in order to achieve, the frequency of analysis (i.e. number of samples per unit volume of excavation) that meets their license requirements.

In total, nineteen (19 No.) samples were assessed using the *HazWasteOnLine*™ Tool. All samples were classified as being not hazardous. Asbestos was not detected in any of the samples tested.



The soils are suitable for retention on site or if they require removal they are suitable for recovery at a soil and waste recovery facility subject to the approval of the facility operator.

In the event that Asbestos Containing Materials (ACMs) are found, the removal will only be carried out by a suitably permitted waste contractor, in accordance with *S.I. No. 386 of 2006 Safety, Health and Welfare at Work (Exposure to Asbestos) Regulations 2006-2010*. All asbestos will be taken to a suitably licensed or permitted facility.

In the event that hazardous soil, or historically deposited waste is encountered during the construction phase, the contractor will notify SDCC and provide a Hazardous/Contaminated Soil Management Plan, to include estimated tonnages, description of location, any relevant mitigation, destination for disposal/treatment, in addition to information on the authorised waste collector(s).

## **5.0 SITE LOGISTICS**

### **5.1 Site Safety Compliance**

The Contractor shall be responsible for overall management of the site for the duration of the proposed works and must progress their works with reasonable skill, care, diligence and to proactively manage the works in a manner most likely to ensure the safety and welfare of those carrying out construction works.

The Contractor shall comply with all relevant Statutory requirements such as the 2005 Safety Health and Welfare at Work Act, The Construction Regulations (SI 291 of 2013), the General Application Regulations (SI 299 of 2007), etc. (and any amendments thereof).

In addition, the Contractor shall comply with all the reasonable safety requirements of the Client, the Project Supervisor for the Design Process and the Project Supervisor for the Construction Stage.

### **5.2 Site Establishment and Security**

The first activity to be carried out at the site will be the establishment of site facilities and security. It is anticipated that site establishment works will take approximately four weeks. The site office and welfare facilities will be confirmed in advance of the commencement of site works and agreed with South Dublin County Council. Figure 3.1 point shows the proposed locations of the site compounds.

All of the sub-contractors as well as the main contractor and project managers will occupy offices within the construction compounds. The site parking for all staff, contractors and visitors will also be located in this area.

### **5.3 Consents and Licenses**

All statutory consents and licences required to commence on-site construction activities will be obtained ahead of works commencing, allowing for the appropriate notice period. These will include, but are not limited to:

- Site notices;
- Construction commencement notices; and
- Licence to connect to existing utilities and mains sewers, where required;

## **5.4 Services and Utilities**

Welfare facilities (canteens, toilets etc.) will be available within the construction compound and this will remain in place for the construction of the proposed development. The offices and site amenities will initially need to have their own power supply (generator), water deliveries and foul water collection until connections are made to the mains networks.

Electrical connections will be made by suitably qualified personnel following consultation with the relevant authorities and will be cognisant of subsequent construction works. High voltage connections will be established for heavy duty equipment and site facilities, as required.

The current electricity facilities on the site of the proposed development are supplied by the ESB through a ring network. All electrical works, including connection to the ESB network will be carried out by a suitably qualified contractor.

Water supply required for welfare facilities, dust suppression and general construction activities will be sourced from the existing public piped supplies running into the site.

Although before connections are established to the water supply it may need to be trucked onto site. As with electrical works, this will be carried out by a suitably qualified contractor. It will be necessary to service the site with a reliable and safe water supply.

Site welfare facilities will be established to provide sanitary facilities for construction workers on site. The main contractor will ensure that sufficient facilities are available at all times to accommodate the number of employees on site. Foul water from the offices and welfare facilities on the site will discharge into the existing sewer on site (the cabins may initially need to have the foul water collected by a licensed waste sewerage contractor before connection to the sewer line can be made).

## **5.5 Material Handling and Storage**

Key materials which will be ordered by specific order for the project, a 'Just in Time' delivery system will operate to minimise storage of materials, the quantities of which are unknown at this stage.

Where possible it is proposed to source general construction materials from the Dublin area to minimise transportation distances.

Aggregate materials such as sands and gravels will be stored in clearly marked receptacles in the compound area within the site. Liquid materials will be stored within temporary bunded areas, doubled skinned tanks or bunded containers (all bunds will conform to standard bunding specifications – BS EN 1992-3:2006) to prevent spillage.

Construction materials will be brought to site by road. Construction materials will be transported in clean vehicles. Lorries/trucks will be properly enclosed or covered during transportation of friable construction materials and spoil to prevent the escape material along the public roadway.

The majority of construction waste materials generated will be soil from excavation works. Material will be removed from site regularly to ensure there is minimal need for stockpiling.

## **5.6 Visitor Management**

Visitors will only be allowed to enter the main site compound via the designated pedestrian access gate. A dedicated, secured footpath to the site office is established

at the gate for registration and obtaining PPE prior to entering the site. A log will be maintained by security to control access to the site. Visitors will be required to attend a site-specific induction to allow access to the compound and/or construction site unless being accompanied by an inducted member of the site team.

Visitors will then be taken by an inducted member of the construction team to the required area of the site.

### **5.7 Site Working Hours**

Site development and building works will only be carried out between the hours of 0800 to 1900 Mondays to Fridays inclusive and between 0800 and 1400 hours on Saturdays. There will be no construction works carried out on Sundays or public holidays. Deviation from these times will only take place when written approval is granted by SDCC in exceptional circumstances.

### **5.8 Employment and Management Workforce**

It is estimated that there will initially be 40-60 staff on site on a typical day, however during peak construction periods this is expected to fluctuate up to 100-150 staff and contractors on site per day.

It is anticipated that the key project managers and main contractor representatives will maintain a presence on site for the whole duration of the project and the labour workforce will be determined by the specialist contractors required on site.

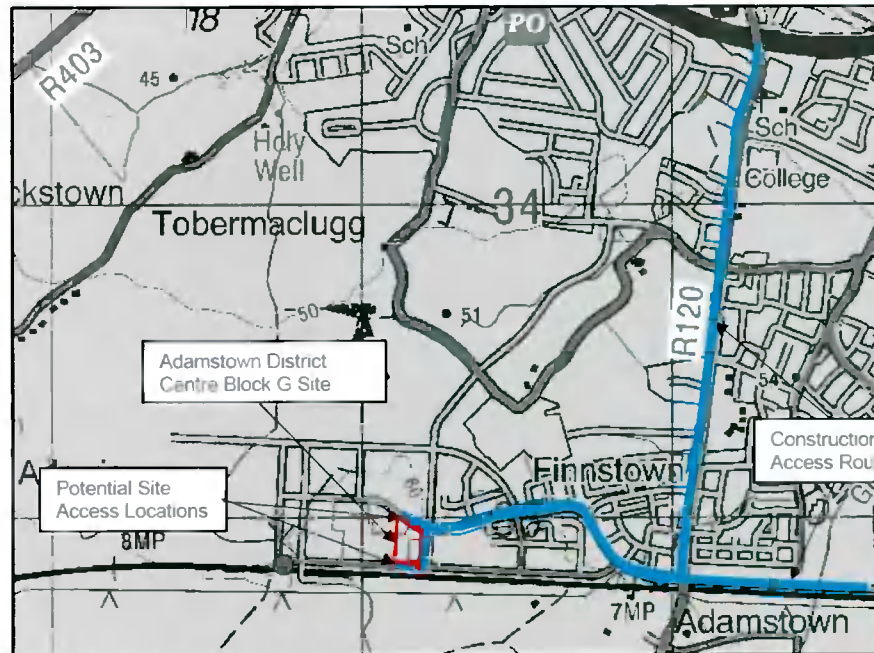
All employees working on the site will be required to have a SafePass Card (or similar approved Construction Health & Safety card), manual handling training, CIF COVID 19 training and the necessary certificates to operate machinery as required. The details of training required, records maintained, and induction procedures will be outlined in the Main Contractor's Health and Safety Plan(s).

## **6.0 CONSTRUCTION TRAFFIC AND SITE ACCESS**

A Design Stage Traffic Management Plan (DSTMP) has been prepared by the project Traffic Engineers (Atikins) and is included in the planning submission. The construction access location and construction access route will be agreed with South Dublin County Council prior to the generation and submission of the Construction Stage Traffic Management Plan.

The construction contractor shall prepare an updated and agreed Construction Traffic management plan for works at that interface with the existing road network and obtain all required road opening licenses from South Dublin County Council. The proposed construction vehicle routes will need agreed upon with SDCC and TII prior to site workings beginning.

The construction accesses are indicated in figure 6.1. These accesses will serve as the construction accesses to the Adamstown District Centre Phase 1 development site for the duration of the works. The required sight lines at these junctions will be made immediately available.



**Figure 6.1** Proposed Construction Traffic Route

Two-way traffic will be maintained throughout the project. Advanced warning signs will be placed at sufficient distances to taper off the entry and exit points. Pedestrian marshals will be used as and when required.

Construction Traffic Management Plan (CTMP) will be prepared for the site works in accordance with the principles outlined in the DTMP and shall comply at all times with the requirements of:

- Department of Transport Traffic Signs Manual 2010 – Chapter 8 Temporary Traffic Measures and Signs for Roadworks
- Department of Transport Guidance for the Control and Management of Traffic at Road Works (2010)
- Any additional requirements detailed in the Design Manual for Roads and Bridges (DMRB) & Design Manual for Urban Roads & Streets (DMURS)

Construction traffic operation would only be limited 0800 to 1900 from Monday to Friday and 0800 to 1400 on Saturday for the off-road construction. These times may vary to facilitate specific site requirements and/or construction activities associated with the site. Any variation will be discussed and agreed in advance with SDCC.

In general, the impact of the construction period will be temporary in nature. HGV vehicle movements are not expected to exceed 3 vehicles per hour during the busiest period of construction works.

Excavated material will be reused as part of the site development works where possible to minimise truck movements to and from the site (e.g. use as non-structural fill under green areas).

Approved traffic management plans will be submitted with the updated CEMP, prior to the commencement of works.

## 6.1 Traffic Queueing

Material deliveries and collections from site will be planned, scheduled and staggered to avoid any unnecessary build-up of construction works related traffic.



## 6.2 Site Hoarding and Security Fencing

Erection of security fencing and hoarding will take place at the start of the project alongside the site establishment and security works. It is estimated that erection of hoardings and fencing will require 2 weeks to complete. The security fence will be established in conjunction around the entire development.

Site access will be restricted by dedicated security personnel who will check all incoming and outgoing vehicles and workers.

## 7.0 SAFETY, HEALTH AND ENVIRONMENTAL CONSIDERATIONS DURING CONSTRUCTION WORKS

The appointed main contractor will be required to prepare a Construction Health & Safety Plan which will be put in place prior to commencement of the works. At a minimum, this plan will include:

- Construction Health & Safety training requirements;
- Covid 19 guidelines;
- Induction procedures;
- Emergency protocols; and
- Details of welfare facilities.

### 7.1 Air Quality

This section describes the site policy with regard to dust management and the specific mitigation measures which will be put in place during construction works. The objective of dust control at the site is to ensure that no significant nuisance occurs at nearby sensitive receptors. In order to develop a workable and transparent dust control strategy, the measures set out below have been formulated by drawing on best practice guidance from Ireland, the UK and the US, such as:

- Department of Environment, Heritage and Local Government (DOEHLG), *Quarries and Ancillary Activities, Guidelines for Planning Authorities* (2004) <sup>1</sup>;
- US Environment Protection Agency (USEPA), *Compilation of Air Pollutant Emission Factors, AP-42, Fifth Edition* (periodically updated) (1986) <sup>2</sup>;
- The Scottish Office – Development Department, *Planning Advice Note PAN50 Controlling the Environmental Effects Of Surface Mineral Workings Annex B: The Control of Dust at Surface Mineral Workings* (1996) <sup>3</sup>; and
- Institute of Air Quality Management (IAQM), *Guidance on the Assessment of Dust from Demolition and Construction* (2014) <sup>4</sup>.

#### 7.1.1 Site Management

The site activities will be undertaken with due consideration of the surrounding environment and the close proximity of sensitive receptors such as residents and pedestrians. Dust management during the construction phase will be the most important aspect in terms of minimising the impacts of the project on the surrounding air quality. The following measures will also be implemented to ensure impacts are minimised:

- Complaint registers will be kept detailing all telephone calls and letters of complaint received in connection with construction activities, together with details of any remedial actions carried out;
- Equipment and vehicles used on site will be in good condition such that emissions from diesel engines etc. are not excessive; and

- Pre-start checks will be carried out on equipment to ensure they are operating efficiently and that emission controls installed as part of the equipment are functional.

Dust deposition levels will be monitored on a regular basis in order to assess the impact that site activities may have on the local ambient air quality. The following procedure will be implemented:

- The dust deposition rate will be measured by positioning Bergerhoff Dust Deposit Gauges at strategic locations near the boundaries of the site for a period of 30 (+/- 2) days if required. Monitoring should be conducted as required during periods when the highest levels of dust are expected to be generated i.e., during site preparation works and soil stripping activities.
- The exact locations will be determined after consideration of the requirements of Method VDI 2119 with respect to the location of the samplers relative to obstructions, height above ground and sample collection and analysis procedures.
- After each 30 (+/- 2 days) exposure period, the gauges will be removed from the sampling location, sealed and the dust deposits in each gauge will be determined gravimetrically by an accredited laboratory and expressed as a dust deposition rate in mg/m<sup>2</sup>/day in accordance with the relevant standards.
- Technical monitoring reports detailing all measurement results, methodologies and assessment of results shall be subsequently prepared and maintained by the Site Manager.

A limit value of 350 mg/m<sup>2</sup>/day will be used in comparison with recorded values.

#### 7.1.2 Dust Control Measures

The aim is to ensure good site management by avoiding dust becoming airborne at source. This will be done through good design, planning and effective control strategies. The siting of construction activities and the limiting of stockpiling will take note of the location of sensitive receptors and prevailing wind directions in order to minimise the potential for significant dust nuisance. In addition, good site management will include the ability to respond to adverse weather conditions by either restricting operations on-site or using effective control measures quickly before the potential for nuisance occurs.

- During working hours, technical staff will be available to monitor dust levels as appropriate; and
- At all times, the dust management procedures put in place will be strictly monitored and assessed.

The dust minimisation measures should be reviewed at regular intervals during the construction phase to ensure the effectiveness of the procedures in place and to maintain the goal of minimisation of dust generation. In the event of dust nuisance occurring outside the site boundary, site activities should be reviewed, and procedures implemented to rectify the problem. Specific dust control measures to be employed are presented below.

##### **Site Routes**

Site access routes (particularly unpaved areas) can be a significant source of fugitive dust from construction sites if control measures are not in place. The most effective means of suppressing dust emissions from unpaved roads is to apply speed restrictions. Studies show that these measures can have a control efficiency ranging from 25% to 80%<sup>5</sup>.



- A speed restriction of 20 km/hr will be applied as an effective control measure for dust for on-site vehicles or delivery vehicles within the vicinity of the site;
- Bowsers will be available during periods of dry weather throughout the construction period. Research shown found that the effect of surface watering is to reduce dust emissions by 50% <sup>6</sup>. The bower will operate during dry periods to ensure that unpaved areas are kept moist. The required application frequency will vary according to soil type, weather conditions and vehicular use; and
- Any hard surface roads will be swept to remove mud and aggregate materials from their surface while any unsurfaced areas shall be restricted to essential site traffic only.

### ***Excavation***

Excavation works during periods of high winds and dry weather conditions can be a significant source of dust.

- During dry and windy periods, and when there is a likelihood of dust nuisance, watering shall be conducted to ensure moisture content of materials being moved is high enough to increase the stability of the soil and thus suppress dust;
- During periods of very high winds (gales), activities likely to generate significant dust emissions should be postponed until the gale has subsided.

The movement of truck containing materials with a potential for dust generation to an off-site location will be enclosed or covered.

### ***Stockpiling***

The location and moisture content of rubble stockpiles are important factors which determine their potential for dust emissions. The following measures will be put in place:

- Overburden material will be protected from exposure to wind by storing the material in sheltered parts of the site, where possible;
- Regular watering will take place during dry/windy periods to ensure the moisture content is high enough to increase the stability of the soil and suppress dust;

### ***Site Traffic on Public Roads***

Spillage and blow-off of debris, aggregates and fine material onto public roads will be reduced to a minimum by employing the following measures:

- Vehicles delivering or collecting material with potential for dust emissions shall be enclosed or covered with tarpaulin at all times to restrict the escape of dust;
- At the main site traffic exits, a vehicle cleaning facility shall be installed if feasible. All trucks leaving the site must pass through the facility (Most vehicles will not be directly accessing the site); and
- Public roads outside the site will be regularly inspected for cleanliness and cleaned as necessary.

### ***General***

- The pro-active control of fugitive dust will ensure that the prevention of significant emissions, rather than an inefficient attempt to control them once they have been released, will contribute towards the satisfactory management of dust by the construction contractor.

## 7.2 Ecology

The key strategies to be undertaken to minimise impact on the local flora and fauna during site clearing and construction are as follows.

- All site clearance works will comply with current legislative requirements and best practice;
- Taking measures to limit the working area during the construction phase will reduce the impacts of the development on adjacent areas. The construction area will be clearly delimited by the site boundary and machinery should operate only within this allocated site area;
- All re-fuelling of plant, equipment and vehicles will be carried out at the construction site boundary. All fuels, chemicals, liquid and solid waste will be stored in areas bunded in accordance with established best practice guidelines at the construction compound also; and Provision of spill kits;
- Provision of a water and sediment management plan, providing for means to ensure that surface water run-off is controlled such that no silt or other pollutants enter local water courses or drains; and
- The measures outlined in Section 7.5 will ensure that silt run-off and potential flooding risks are minimised which will protect any ecological receptors associated with the site.
- Construction lighting will be designed so as to be sensitive to the potential presence of bats and should adhere to the following guidance:
  - Bats & Lighting: Guidance Notes for Planners, engineers, architects and developers (Bat Conservation Trust, 2010);
  - Guidance Notes for the Reduction of Obtrusive Light GN01 (Institute of Lighting Professionals, 2011);
  - Bats and Lighting in the UK – Bats and the Built Environment Series (Bat Conservation Trust UK, January 2008).

## 7.3 Noise and Vibration

Noise impacts arising from earthworks and construction activities have the potential to cause annoyance or nuisance to local residents and businesses in the area.

The earthworks will generate typical construction activity related noise and vibration sources from use of a variety of plant and machinery such as rock breakers (if required), excavators, lifting equipment, dumper trucks, compressors and generators.

The noise limits to be applied for the duration of the infrastructure works are those specified in the B Category of BS 5228. These limits are summarised below and will be applied at the nearest sensitive receptors to the works.

- Night (23:00-07:00) = 55dB  $L_{Aeq,1hr}$
- Evening (19:00-23:00) = 65dB  $L_{Aeq,1hr}$
- Day (07:00-19:00) = 70dB  $L_{Aeq,1hr}$

The total construction noise ( $L_{Aeq,1hr}$ ) which should not be exceeded during daytime is therefore 70dB.

Vibration limits to be applied for the infrastructure works are those specified in the TII document Guidelines for the Treatment of Noise and Vibration in National Road Schemes (TII, Revision 1, 2004). These limits are outlined below:

Allowable Vibration (in terms of peak particle velocity) at the closest part of sensitive property to the source of vibration, at a frequency of;

- Less than 11Hz - 3mm/s

- 11 to 50 Hz - 3 to 8mm/s
- 50 to 110 Hz (and above) - 8 to 11mm/s

Any noise complaints related to activities at the site will be logged and investigated and, where required, measures taken to ameliorate the source of the noise complaint.

A designated noise liaison should be appointed to site during construction works. Any complaints should be logged and followed up in a prompt fashion. In addition, prior to particularly noisy construction activity, e.g. excavation close to a property, etc., the site contact should inform the nearest noise sensitive locations of the time and expected duration of the works.

All works on site shall comply with BS 5228 2009+ A1 2014 (Parts 1 & 2) which gives detailed guidance on the control of noise and vibration from construction activities. In general, the contractor shall implement the following mitigation measures during the proposed infrastructure works:

- Avoid unnecessary revving of engines and switch off equipment when not required.
- Keep internal haul roads well maintained and avoid steep gradients.
- Minimise drop height of materials.
- Start-up plant sequentially rather than all together

More specifically the Contractor shall ensure that:

- In accordance with "Best Practicable Means", plant and activities to be employed on site are reviewed to ensure that they are the quietest available for the required purpose.
- Where required, improved sound reduction methods are used e.g. enclosures.
- Site equipment is located away from noise sensitive areas, as much as physically possible.
- Regular and effective maintenance by trained personnel is carried out to reduce noise and / or vibration from plant and machinery.
- Hours are limited during which site activities likely to create high levels of noise and vibration are carried out.
- A site representative responsible for matters relating to noise and vibration will be appointed prior to construction on site.

External noise and vibration monitoring will be undertaken at locations on the site boundary closest to sensitive locations. It is considered that it will be appropriate to amend the monitoring program as the works progress. Accordingly, monitors may be added, removed or relocated as necessary.

The noise monitoring terminals should provide the following at minimum:

- Logging at hourly intervals; and
- Daily CIC automated calibrations.

Vibration monitoring terminals should continually log vibration levels using the Peak Particle Velocity parameter (PPV, mm/s) in the X, Y and Z directions, in accordance with BS ISO 4866: 2010: *Mechanical vibration and shock – Vibration of fixed structures – Guidelines for the measurement of vibrations and evaluation of their effects on structures*.

The mounting of the transducer to the vibrating structure, by way of resin fixings only, will need to comply with BS EN ISO 5348: 1998: *Mechanical vibration and shock –*

*Mechanical mounting of accelerometers.* In summary, the following ideal mounting conditions apply:

- The transducer and its mountings should be as rigid as possible;
- The mounting surfaces should be as clean and flat as possible;
- Simple symmetric mountings are best, and;
- The mass of the mounting should be small in comparison to that of the structure under test

## 7.4 Waste Management

This section outlines the measures that will be undertaken to minimise the quantity of waste produced at the site and the measures to handle the waste in such a manner as to minimise the effects on the environment. A site-specific Construction and Demolition Waste Management Plan has been prepared by AWN Consulting, and will be employed to ensure sustainable and effective waste management throughout the construction and excavation phases of the project.

Adherence to the C&D WMP prepared for the construction works will ensure that the management of waste arising is dealt with in compliance with the provisions of the *Waste Management Acts 1996 – 2011* as amended <sup>7</sup>, associated Regulations <sup>7</sup>, the *Litter Pollution Act of 1997-2009* as amended <sup>8</sup> and the *Eastern-Midlands Region Waste Management Plan 2015 – 2021* <sup>9</sup>, and that it will achieve optimum levels of waste reduction, re-use and recycling.

Typical waste materials that will be generated from the construction works will include:

- Soil and stones;
- Concrete, bricks, tiles and ceramics;
- Wood, glass and plastics;
- Metals;
- Gypsum-based construction material;
- Paper and cardboard;
- Mixed C&D waste;
- Chemicals (solvents, paints, adhesives, detergents etc.) ; and

The management of all hazardous waste arisings, if they occur, shall be coordinated in liaison with Health and Safety Management.

### 7.4.1 Waste Minimisation

Waste minimisation measures proposed are summarised as follows (and are described in more detail in the C&D WMP):

- Materials will be ordered on an 'as needed' basis to prevent over supply;
- Materials will be correctly stored and handled to minimise the generation of damaged materials;
- Materials will be ordered in appropriate sequence to minimise materials stored on site;
- A waste tracking log will be established;
- Sub-contractors will be responsible for similarly managing their wastes; and
- All wood waste generated by site works will be inspected and examined and will be segregated as re-useable wood and scrap wood waste.

#### 7.4.2 Waste Storage

The main waste storage area will be located in the site compound. A dedicated and secure area containing bins, and/or skips, and storage areas, into which all waste materials generated by construction site activities, will be established within the development see figure 3.1.

Waste materials generated will be segregated on at the site compound, where it is practical. Where the on-site segregation of certain wastes types is not practical, off-site segregation will be carried out. There will be skips and receptacles provided to facilitate segregation at source. All waste receptacles leaving site will be covered or enclosed. The appointed waste contractor will collect and transfer the wastes as receptacles are filled. There are numerous waste contractors in the Dublin Region that provide this service.

The site construction manager will ensure that all staff are informed of the requirements for segregation of waste materials by means of clear signage and verbal instruction. Appointed employees will be made responsible for ensuring good site housekeeping.

#### 7.4.3 Responsibility

It will be the responsibility of the construction manager to ensure that a written record of all quantities and natures of wastes removed from the site are maintained on-site in a waste file (in hardcopy or electronically).

It is the responsibility of the project manager or his/her delegate that all contracted waste haulage drivers hold an appropriate waste collection permit for the transport of waste loads and that all waste materials are delivered to an appropriately licensed or permitted waste facility in compliance with the relevant Regulations as outlined in the C&D WMP.

The contractor, as part of regular site inspection audits, will determine the effectiveness of the waste management strategy and will assist the project manager in implementing the measures under the C&D WMP and in determining the best methods for waste minimisation, reduction, re-use, recycling and disposal as the construction phase progresses and waste materials are generated.

Prior to commencement of the excavation and construction activity and removal of any waste off-site, details of the proposed destination of each waste stream will be provided to SDCC, along with waste collection permit numbers.

### 7.5 **Surface Water Management**

Run-off into excavations/earthworks cannot be prevented entirely and is largely a function of prevailing weather conditions. Due to the very low fracture connectivity of the calp limestone that makes up the Lucan formation bedrock that underlies the site, infiltration to the underlying aquifer is not anticipated.

Care will be taken to ensure that exposed soil surfaces are stable to minimise erosion. All exposed soil surfaces will be within the main excavation site which limits the potential for any offsite impacts. All run-off will be prevented from directly entering into any water courses as no construction will be undertaken directly adjacent to open water.

No significant dewatering will be required during the construction phase which would result in the localised lowering of the water table. There may be localised pumping of surface run-off from the excavations during and after heavy rainfall events to ensure that the excavation is kept relatively dry.



The following measures will be put in place during the construction phase to ensure protection of surface waterbodies. These measures are in compliance with the following relevant CIRIA guidance documents:

- Control of Water Pollution from construction Sites, Guidance for consultants and contractors (C532); and
- Environmental Good Practice on Site (3rd edition) (C692).

Surface water discharge from the site will be managed and controlled for the duration of the construction works until the permanently attenuated surface water drainage system of the proposed site is complete. A temporary drainage system shall be installed prior to the commencement of the construction works to collect surface water runoff by the site during construction.

It is envisaged that a number of geotextile lined settling basins and temporary mounding's and/or silt fences will be installed to ensure silts do not flow off site during the construction stage. This temporary surface water management facility will throttle runoff and allow suspended solids to be settled out and removed. All inlets to the settling basins will be 'ripped' to prevent scour and erosion in the vicinity of the inlet.

#### 7.5.1 Pollution Control

##### ***Management of Suspended solids in run-off***

Any temporary storage of spoil, hardcore or similar material will be stored as far as possible from any surface water drains and also stored in receptacles where possible. In order to minimise the risk of contamination, the stockpiled material will be removed off-site as soon as possible. Surface water drain gratings in areas near or close to where stockpiles are located will be covered by appropriate durable polyurethane covers or similar.

There will be no direct pumping of silty water from the works to any watercourse. Sediment entrapment facilities will be installed to reduce sediment discharges to downstream properties and receiving waters. All run-off leaving a disturbed area should pass through a sediment entrapment facility before it exits the site and flows downstream such as straw bales, silt fencing, silt barriers and diversion dams.

##### Response

##### ***Concrete Run-off***

No wash-down or wash-out of ready-mix concrete vehicles during the construction works will be carried out at the site within 10 meters of an existing surface water drainage point. Wash-outs will only be allowed to take place in designated areas with an impervious surface.

##### ***Accidental Spills and Leaks***

No bulk chemicals will be stored within the active construction areas. Temporary oil and fuel storage tanks will be kept in the material storage area in suitable containers and will be appropriately bunded as required. Refuelling of vehicles and the addition of hydraulic oils or lubricants to vehicles will take place in designated areas of the site, where possible, which will be kept away from surface water drains.

Spill protection equipment such as absorbent mats, socks and sand will be available to be used in the event of an accidental release during refuelling. Training will be given to appropriate site workers in how to manage a spill event.



The following mitigation measures will be taken at the construction site in order to prevent any spillages to ground of fuels during machinery activities and prevent any resulting soil and/or groundwater quality impacts:

- Refuelling will be undertaken off site where possible;
- Where mobile fuel bowsers are used the following measures will be taken:
  - Any flexible pipe, tap or valve will be fitted with a lock and will be secured when not in use;
  - The pump or valve will be fitted with a lock and will be secured when not in use;
  - All bowsers must carry a spill kit;
  - Operatives must have spill response training; and
  - Portable generators or similar fuel containing equipment will be placed on suitable drip trays.

### ***Monitoring***

Weekly checks will be carried out to ensure surface water drains are not blocked by silt, or other items, and that all storage is located at least 10m from surface water receptors. A regular log of inspections will be maintained, and any significant blockage or spill incidents will be recorded for root cause investigation purposes and updating procedures to ensure incidents do not reoccur.

## **8.0 SUMMARY**

This Outline CEMP sets out the overall management strategy for excavation and construction works for the proposed "Block G" development. The Outline CEMP aims to ensure the management of excavation and construction activity is carried out in a planned, structured and considerate manner which minimises the impacts of the works on the local environment, residents and commercial activities in the vicinity of the site. Due to the nature of construction works, there may be unforeseen events which occur at the site and the project team will actively manage any changes and discuss with the relevant authorities, where required.

The project team are committed to ensuring that the construction activities to be carried out are pro-actively managed so as to minimise potential impacts.

## 9.0 REFERENCES

1. Department of Environment, Heritage and Local Government (DOEHLG), *Quarries and Ancillary Activities, Guidelines for Planning Authorities* (2004).
2. Department of Transport Traffic Signs Manual 2010 – Chapter 8 Temporary Traffic Measures and Signs for Roadworks (2010)
3. Department of Transport Guidance for the Control and Management of Traffic at Road Works (2010)
4. Design Manual for Roads and Bridges & Design Manual for Urban Roads & Streets (2019)
5. US Environment Protection Agency (USEPA), *Compilation of Air Pollutant Emission Factors, AP-42, Fifth Edition (periodically updated)* (1986).
6. The Scottish Office – Development Department, *Planning Advice Note PAN50 Controlling the Environmental Effects Of Surface Mineral Workings Annex B: The Control of Dust at Surface Mineral Workings* (1996).
7. Institute of Air Quality Management (IAQM), *Guidance on the Assessment of Dust from Demolition and Construction* (2014).
8. UK Office of Deputy Prime Minister, *Controlling the Environmental Effects of Recycled and Secondary Aggregates Production Good Practice Guidance* (2002).
9. USEPA, *Fugitive Dust Technical Information Document for the Best Available Control Measures* (1997).
10. *Waste Management Acts 1996 – 2011 Litter Pollution Act 1997 (No. 12 of 1997) as amended*
11. *Eastern-Midlands Region Waste Management Plan 2015 – 2021* (2015)
12. Construction Industry Research and Information Association (CIRIA) *Control of Water Pollution from construction Sites, Guidance for consultants and contractors (C532)*.
13. CIRIA, *Environmental Good Practice on Site* (3rd edition) (C692).