

- NOTES:**
- 1 ALL DIMENSIONS ARE IN MILLIMETRES (mm) UNLESS NOTED OTHERWISE.
 - 2 THE MINIMUM DEPTH OF COVER FROM THE FINISHED SURFACE TO THE EXTERNAL CROWN OF THE PIPE SHALL BE 750mm FOR SERVICE CONNECTIONS, 900mm FOR WATER MAINS. GREATER DEPTHS OF COVER AND/OR PIPE STRENGTH AND/OR A HIGHER CLASS OF BEDDING MATERIAL MAY BE REQUIRED WHERE HIGH TRAFFIC LOADING IS ANTICIPATED. THE MAXIMUM COVER SHOULD NOT EXCEED 1.2M UNLESS PRACTICABLE.
 - 3 CLAUSE 808 MATERIAL IN ACCORDANCE WITH THE TRANSPORT INFRASTRUCTURE IRELAND SPECIFICATION FOR ROAD WORKS IS TO BE USED AS BACKFILL MATERIAL WHERE THE WATER MAIN IS LOCATED IN ROADS, FOOTPATHS OR WHEN THE NEAREST PART OF THE TRENCH IS WITHIN 1M OF THE PAVED EDGE OF THE ROADWAY. CLAUSE 808 IS TO BE COMPACTED AS PER CLAUSE 802 OF THE TRANSPORT INFRASTRUCTURE IRELAND SPECIFICATION FOR ROAD WORKS
 - 4 SELECTED EXCAVATED MATERIAL MAY BE USED IN GREEN-FIELD AREAS ABOVE GRANULAR PIPE SURROUND MATERIAL SUBJECT TO THE APPROVAL OF IRISH WATER.
 - 5 PIPE BEDDING SHALL COMPLY WITH WS 4-08-02 AND IEN 4-08-01 GRANULAR MATERIAL SHALL BE 14mm TO 5mm GRADED AGGREGATE OF 10mm SINGLE SIZED AGGREGATE IS EN 12422.
 - 6 IN SOFT GROUND CONDITIONS ($ESR < 5$) THE MATERIAL SHOULD BE EXCAVATED OUT AND DISPOSED OF IN ACCORDANCE WITH THE WASTE MANAGEMENT ACT AND CLAUSE 808 MATERIAL IN ACCORDANCE WITH THE TRANSPORT INFRASTRUCTURE IRELAND SPECIFICATION FOR ROAD WORKS SHALL REPLACE THE EXCAVATED MATERIAL, WRAPPED IN GEO-TEXTILE WEAVING. ALTERNATIVELY, SPECIAL PIPE SUPPORT ARRANGEMENTS, INCLUDING PILING ETC. MAY BE REQUIRED WHERE THE DEPTH OF SOFT MATERIAL IS EXCESSIVE. SUCH ARRANGEMENTS SHALL BE SUBJECT TO ASSESSMENT BY IRISH WATER BEFORE ADVANCING WITH THE WORK.
 - 7 PIPES SHALL NOT BE SUPPORTED ON STONES OR ROCKS, OR ANY HARD OBJECT AT ANY POINT ALONG THE TRENCH. ROCK SHALL BE EXCAVATED TO A DEPTH OF 150mm BELOW

THE ACTUAL DEPTH OF THE TRENCH WITH THE VOID FILLED WITH CLAUSE 808 MATERIAL IN ACCORDANCE WITH THE TRANSPORT INFRASTRUCTURE IRELAND SPECIFICATION FOR ROAD WORKS. THE GRANULAR MATERIAL SHALL BE LAD ABOVE THIS VOID BACKFILL MATERIAL.

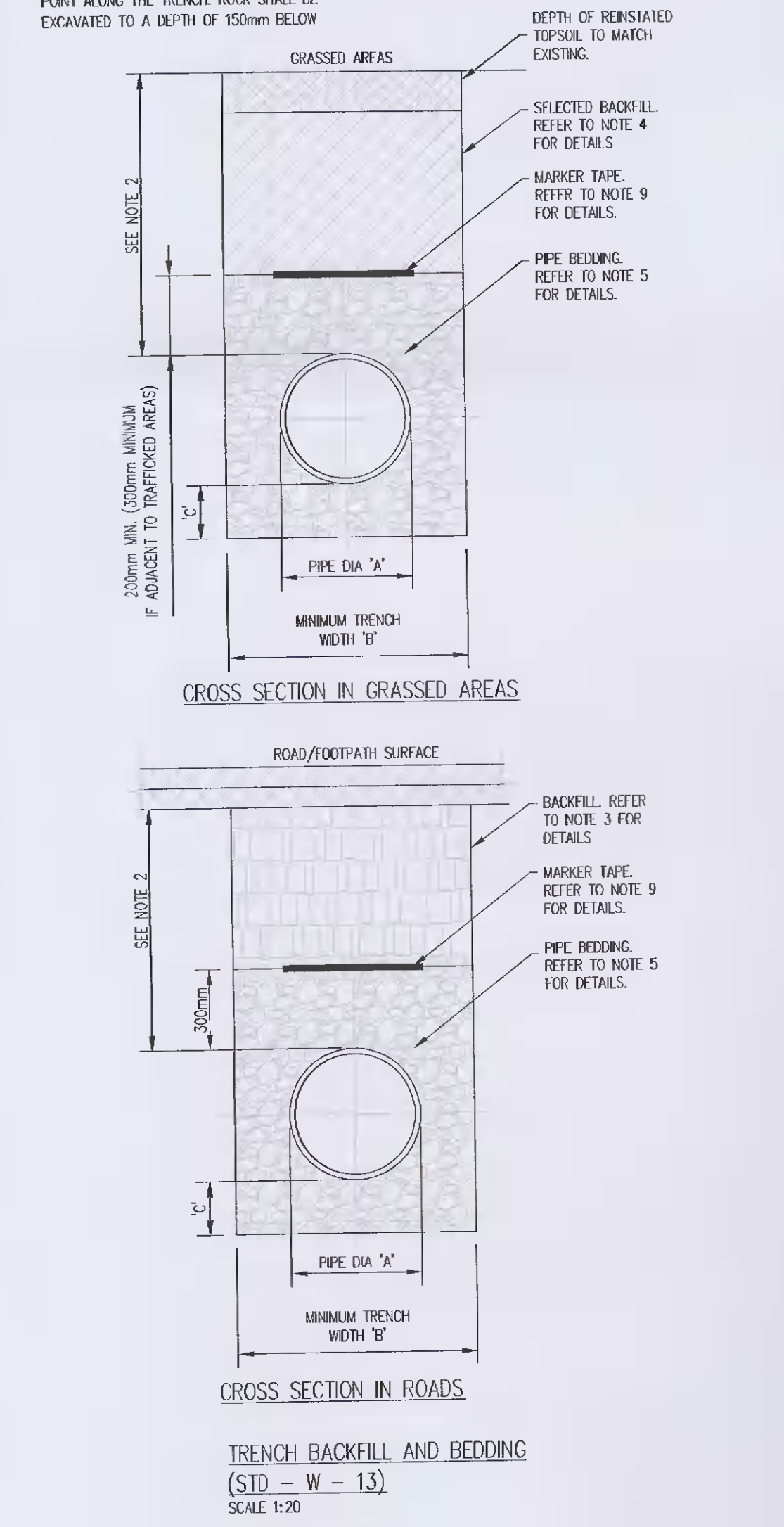
SHOULD MINIMUM COVER NOT BE ACHIEVABLE, CONCRETE GRADE C8/10 SHALL BE USED AS BACKFILL MATERIAL.

MARKER TAPE TO BE 400mm WIDE BLUE POLYETHYLENE MATERIAL IN ACCORDANCE WITH EN 12163. PLASTIC PIPES SHALL HAVE WARNING TAPE INCORPORATED A REINFORCED BAND BRACING WIRE. SERVICE PIPES SHALL HAVE 200mm WIDE MESH TAPE. MARKER TAPE TO BE LAD AT TOP OF PIPE BEDDING LAYER.

TRENCH WIDTHS FOR PIPE SIZES $\le 80\text{mm}$ MAY BE $\le 500\text{mm}$, SUBJECT TO CONSIDERATION BEING GIVEN TO THE TRENCH DEPTH, HEALTH & SAFETY & CONSTRUCTION ACCESS REQUIREMENTS.

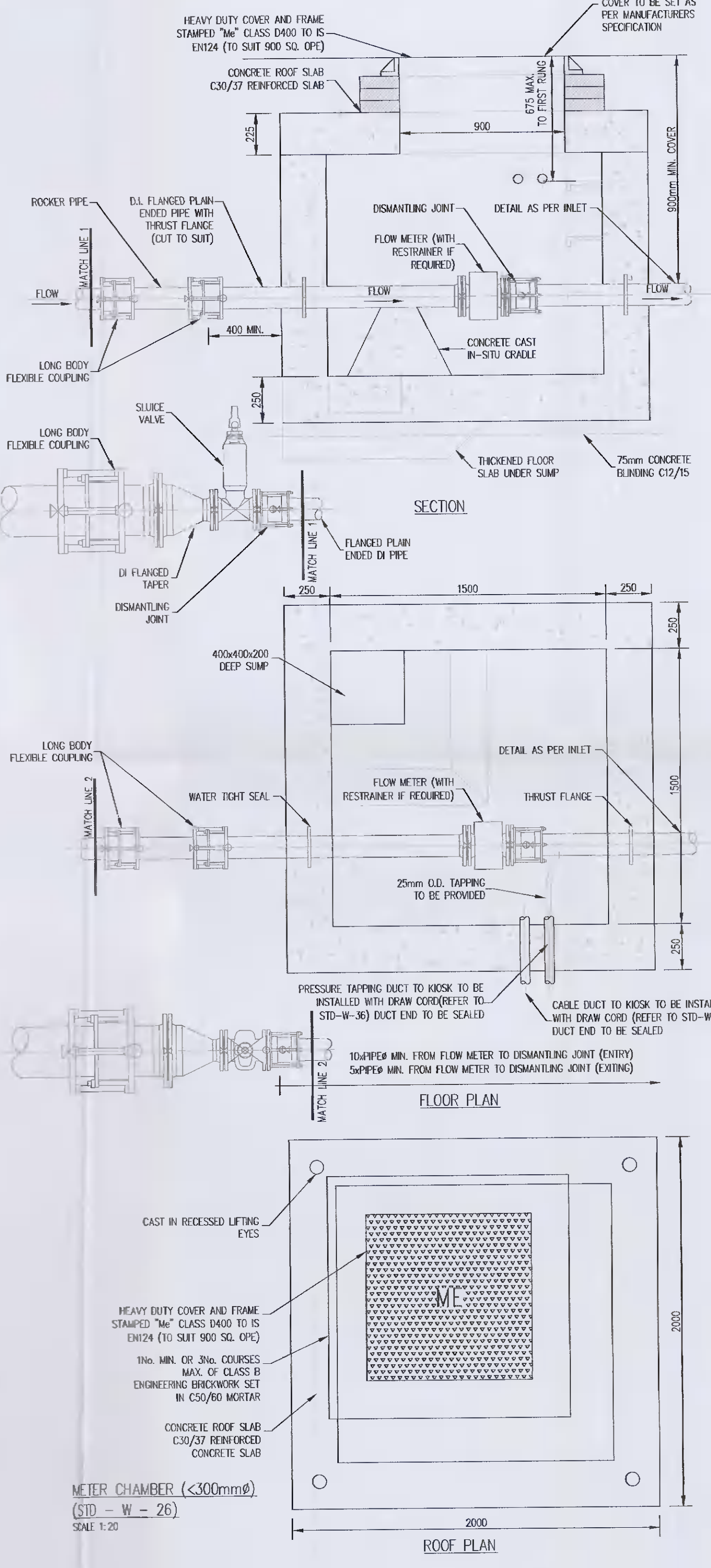
PIPE DIAMETER 'A' (mm)	DEPTH OF BEDDING 'C' (mm)
< 200	150
> 250	200

PIPE DIAMETER 'A' (mm)	TRENCH WIDTH 'B' (mm)
< 80	< SEE NOTE 10.
100	500
150	600
200	600
250	750
300	750
350	750
400	900
450	900



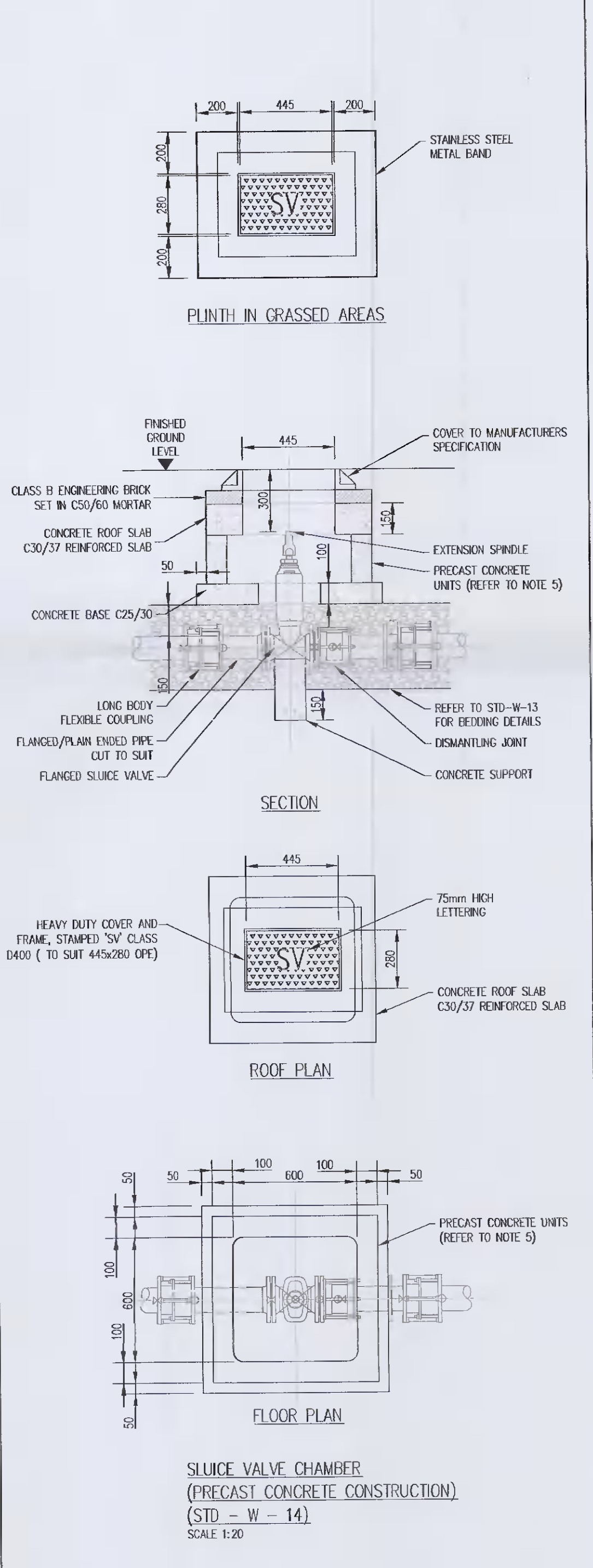
- NOTES:**
- 1 ALL DIMENSIONS ARE IN MILLIMETRES (mm) UNLESS NOTED OTHERWISE.
 - 2 STRUCTURAL DESIGN AND REINFORCEMENT DETAIL TO BE PROVIDED BY THE DEVELOPER AND SUBMITTED TO IRISH WATER FOR REVIEW.
 - 3 CONCRETE FOR FLOW METER CHAMBER TO BE C30/37
 - 4 PRECAST METER CHAMBER (WITH CONCRETE SURROUND) MAY BE USED SUBJECT TO IRISH WATER APPROVAL.
 - 5 METER CHAMBER SHALL BE COVERED WITH APPROVED HEAVY DUTY METAL COVERS TO

- 6 IS EN124 RATING D400. COVER AND FRAME SHALL BE SUITABLE FOR ROAD AND TRAFFIC CONDITIONS AND IS SUBJECT TO THE APPROVAL OF IRISH WATER.
- 7 200mm ALL ROUND, 100mm DEEP CONCRETE PLINTH WITH PROTECTIVE STAINLESS STEEL METAL BAND AROUND COVER IN GRASS AREAS.
- 8 ANTI CORROSION TAPE TO BE PROVIDED AROUND BURIED FLANGES.
- 9 DUCTILE IRON PIPES AND FITTINGS TO BE IN ACCORDANCE WITH IS EN545. PE PIPES AND FITTINGS TO BE IN ACCORDANCE WITH IS EN 12201:2011.
- 10 ALL CHAMBERS TO BE CHECKED FOR UPLIFT BY THE DEVELOPER BASED ON GROUND CONDITIONS WITHIN THE SITE. SHOULD ANTI FLOTATION MEASURES BE REQUIRED THEY SHALL BE SUBJECT TO APPROVAL FROM IRISH WATER.
- 11 PIPEWORK TO BE DOWN SIZED TO ACCOMMODATE THE REQUIRED RANGE OF THE FLOW METER. STRAIGHT PIPE LENGTHS UPSTREAM AND DOWNSTREAM OF THE METER TO BE PROVIDED. IF THE METER IS NOT CAPABLE OF ACCURATE FLOW MEASUREMENTS, A BY-PASS FLOW METER SHALL BE PROVIDED WITH APPROPRIATE VALVES, FITTINGS AND PIPEWORK.
- 12 ALL CONCRETE TO BE IN ACCORDANCE WITH IS EN206.



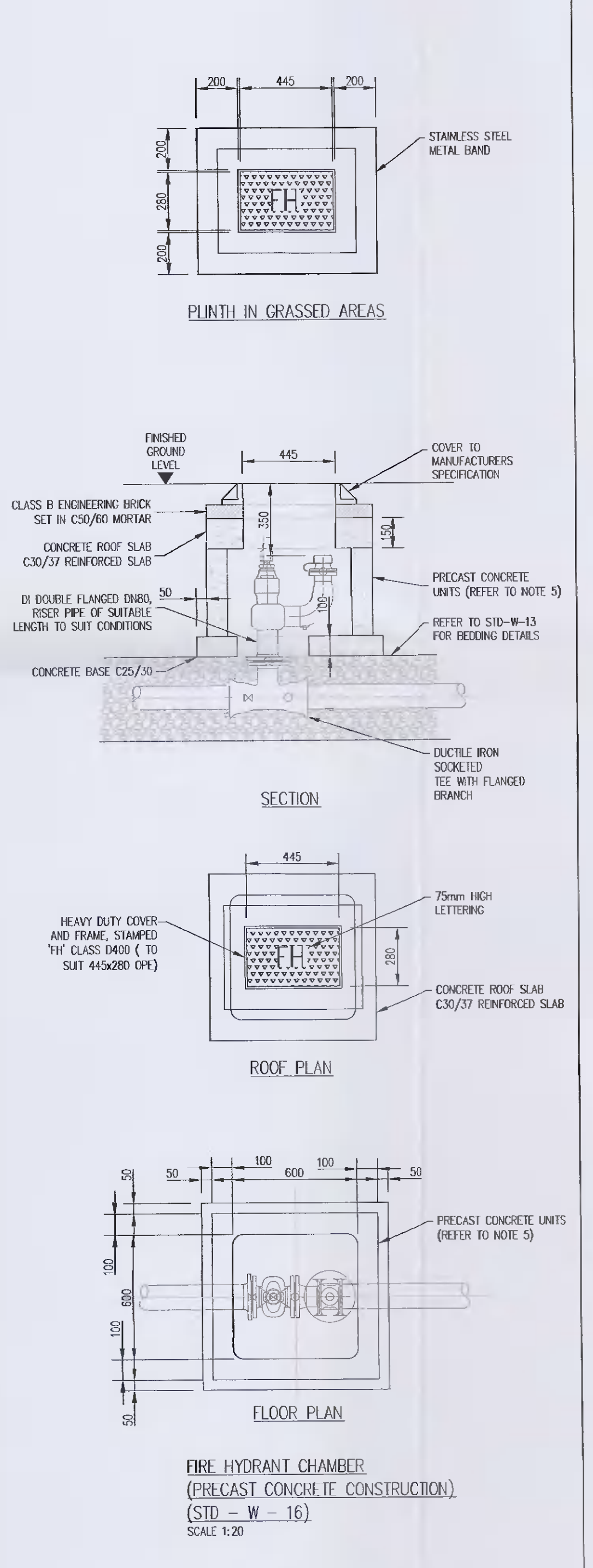
- NOTES:**
- 1 ALL DIMENSIONS ARE IN MILLIMETRES (mm) UNLESS NOTED OTHERWISE.
 - 2 SLUICE VALVE CHAMBERS SHALL BE COVERED WITH APPROVED HEAVY DUTY METAL COVERS TO IS 261 OR IS 5834. COVER AND FRAME SHALL BE SUITABLE FOR ROAD AND TRAFFIC CONDITIONS AND IS SUBJECT TO THE APPROVAL OF IRISH WATER.
 - 3 SLUICE VALVES SHALL BE RESILIENT SEALED AND SHALL COMPLY WITH BS 5163-1, BS 5163-2, IS EN 1074-1, IS EN 1074-2, OR EQUIVALENT EU SPECIFICATIONS.
 - 4 ALL SLUICE VALVES SHALL BE ANTI-CLOCKWISE CLOSING.
 - 5 VALVE CHAMBER TO BE CONSTRUCTED OF PRECAST CONCRETE UNITS OR HIGH DENSITY BLOCKWORK. ALTERNATIVELY PROPRIETARY PREFABRICATED CHAMBER UNITS MAY ALSO BE USED SUBJECT TO APPROVAL FROM IRISH WATER.
 - 6 CONCRETE CHAMBERS SHALL BE SURROUNDED BY A MINIMUM OF 150mm COMPACTED CLAUSE 808 MATERIAL AS PER STD-W-13.

- 7 DUCTILE IRON PIPES AND FITTINGS TO BE IN ACCORDANCE WITH IS EN 545.
- 8 200mm ALL AROUND, 100mm DEEP CONCRETE PLINTH WITH PROTECTIVE STEEL METAL BAND AROUND COVER IN GREEN AREAS.
- 9 THRUST BLOCKS (NOT SHOWN ON DRAWING) TO BE PROVIDED AS PER STANDARD DRAWING STD-W-28 AT ALL TEES AND BENDS, TAPERS, DEAD ENDS AND PIPES AT STEEP SLOPES.
- 10 ANTI-CORROSION TAPE TO BE PROVIDED AROUND BURIED FLANGES.
- 11 ALL CONCRETE TO BE IN ACCORDANCE WITH IS EN 206.
- 12 ALL THRUST FLANGES TO BE ADEQUATELY RESTRAINED BY THRUST BLOCKS AS PER DRAWING No. STD-W-28. THRUST BLOCKS NOT SHOWN FOR CLARITY.



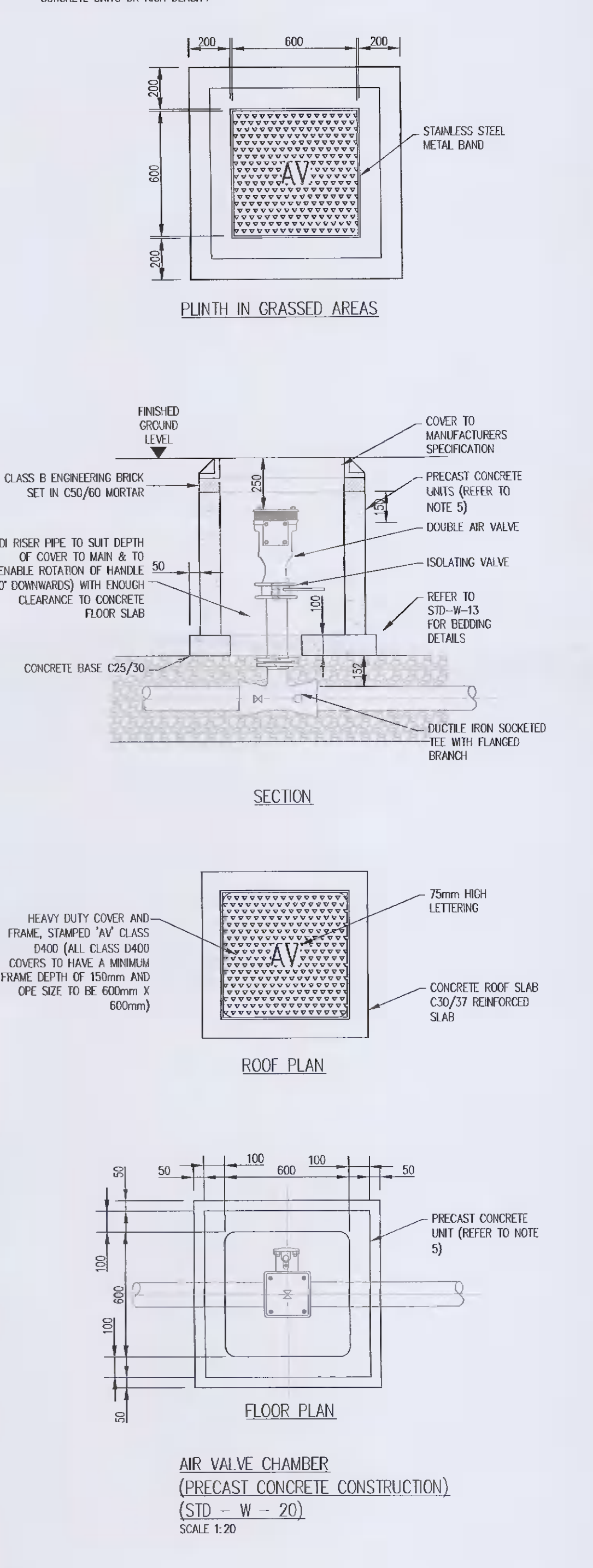
- NOTES:**
- 1 ALL DIMENSIONS ARE IN MILLIMETRES (mm) UNLESS NOTED OTHERWISE.
 - 2 HYDRANT CHAMBERS SHALL BE COVERED WITH APPROVED HEAVY DUTY METAL COVERS TO IS 261 OR IS 5834. COVER AND FRAME SHALL BE SUITABLE FOR ROAD AND TRAFFIC CONDITIONS AND IS SUBJECT TO THE APPROVAL OF IRISH WATER.
 - 3 ALL HYDRANTS, SURFACE BOX FRAMES AND COVERS SHALL COMPLY WITH THE RELEVANT PROVISIONS OF IS EN 14339, IS EN 1074-6 & BS 570. FIRE HYDRANTS SHALL BE TYPE 2. THE HYDRANT INLET SHALL BE 80mm DIAMETER WITH PN16.
 - 4 ALL HYDRANTS SHALL BE CLOCKWISE CLOSING.
 - 5 VALVE CHAMBER TO BE CONSTRUCTED OF PRECAST CONCRETE UNITS OR HIGH DENSITY BLOCKWORK. ALTERNATIVELY PROPRIETARY PREFABRICATED CHAMBER UNITS MAY ALSO BE USED SUBJECT TO APPROVAL FROM IRISH WATER.

- 6 CONCRETE CHAMBERS SHALL BE SURROUNDED BY A MINIMUM OF 150mm COMPACTED CLAUSE 808 MATERIAL AS PER STD-W-13.
- 7 DUCTILE IRON PIPES AND FITTINGS TO BE IN ACCORDANCE WITH IS EN 545.
- 8 200mm ALL AROUND, 100mm DEEP CONCRETE PLINTH WITH PROTECTIVE STEEL METAL BAND AROUND COVER IN GREEN AREAS.
- 9 THRUST BLOCKS (NOT SHOWN ON DRAWING) TO BE PROVIDED AS PER STANDARD DRAWING STD-W-28 AT ALL TEES AND BENDS, TAPERS, DEAD ENDS AND PIPES AT STEEP SLOPES.
- 10 ANTI-CORROSION TAPE TO BE PROVIDED AROUND BURIED FLANGES.
- 11 ALL CONCRETE TO BE IN ACCORDANCE WITH IS EN 206.



- NOTES:**
- 1 ALL DIMENSIONS ARE IN MILLIMETRES (mm) UNLESS NOTED OTHERWISE.
 - 2 AIR VALVE CHAMBERS SHALL BE COVERED WITH APPROVED HEAVY DUTY METAL COVERS TO IS EN 124 RATING D400. COVER AND FRAME SHALL BE SUITABLE FOR ROAD AND TRAFFIC CONDITIONS AND IS SUBJECT TO THE APPROVAL OF IRISH WATER.
 - 3 AIR VALVES SHALL COMPLY WITH THE REQUIREMENTS OF IS EN 1074-4. AIR VALVES SHALL BE DOUBLE CHECK TYPE AND SHALL INCLUDE AN ISOLATING VALVE. THE ISOLATING VALVE SHALL BE A GATE VALVE CONFORMING TO IS EN 1074-2 AND SHALL BE OF A BOLTED BONNET DESIGN.
 - 4 THE AIR VALVES SHALL OF BODIES AND COVERS OF CAST IRON TO BS EN 1563 WITH FLANGES DRILLED TO PN 16 IN ACCORDANCE WITH IS EN 1082. EACH VALVE SHALL HAVE A LARGE AND A SMALL AIR ESCAPE ORIFICE WITH AN ISOLATING VALVE.
 - 5 SERVICE CONNECTIONS SHALL NOT BE PROVIDED WITHIN 2m OF THE AIR VALVE LOCATION.
 - 6 AIR VALVE CHAMBERS TO BE OF PRECAST CONCRETE UNITS OR HIGH DENSITY

- 7 BLOCKWORK. ALTERNATIVE PROPRIETARY PREFABRICATED CHAMBER UNITS MAY ALSO BE USED, SUBJECT TO APPROVAL FROM IRISH WATER.
- 8 PRECAST CONCRETE CHAMBERS SHALL BE SURROUNDED BY A MINIMUM OF 150mm COMPACTED CLAUSE 808 MATERIAL AS PER STD-W-13.
- 9 DUCTILE IRON PIPES AND FITTINGS TO BE IN ACCORDANCE WITH IS EN 545.
- 10 200mm ALL AROUND, 100mm DEEP CONCRETE PLINTH WITH PROTECTIVE STEEL METAL BAND AROUND COVER IN GREEN AREAS.
- 11 THRUST BLOCKS (NOT SHOWN ON DRAWING) TO BE PROVIDED AS PER STANDARD DRAWING STD-W-28 AT ALL TEES AND BENDS, TAPERS, DEAD ENDS AND PIPES AT STEEP SLOPES.
- 12 ANTI-CORROSION TAPE TO BE PROVIDED AROUND BURIED FLANGES.
- 13 THE LOCATION OF THE AIR VALVE SHALL BE THE SUBJECT OF PARTICULAR AGREEMENT WITH IRISH WATER TO ENSURE THAT THE RISK OF CONTAMINATION THROUGH THE VALVE IS ELIMINATED.
- 14 ALL CONCRETE TO BE IN ACCORDANCE WITH IS EN 206.



PLANNING DRAWING.
NOT FOR CONSTRUCTION.
ALL LEVELS GIVEN ARE RELATIVE TO ORDNANCE DATUM.
THIS DRAWING HAS BEEN ISSUED FOR INFORMATION PURPOSES ONLY AND MUST NOT BE USED FOR CONSTRUCTION UNDER ANY CIRCUMSTANCES

- NOTES**
- 1 For setting out refer to Architect's drawings.
 - 2 This drawing to be read in conjunction with all other Architectural and Engineering drawings and all other relevant drawings and Specifications.
 - 3 DO NOT SCALE THIS DRAWING. Use figured dimensions only.
 - 4 No part of this document may be reproduced or transmitted in any form or stored in any retrieval system of any nature without the written permission as copyright holder except as agreed for use on the project for which the document was originally issued.
 - 5 Ordnance Survey Ireland Licence Number EN 0074020

Rev. No.	Date	REVISION NOTE	Dim. By	Chkd. By

Client	Quintain Developments Ireland Ltd Adamstown Block 'G'		
Title	Typical Watermain Details		
Dim. by	PJC	Chkd. by	RJM
Date	Nov 2020	Scale	1:20 @ A1
Approved by	MWCE	Drawn No.	D100/208
Revision			

CS Consulting Group DUBLIN LONDON LIMERICK Head Office 19-22 Dame Street, Dublin 2 T: +353 (0)1 5490863 F: +353 (0)1 9011955 e: info@csconsulting.ie w: www.csconsulting.ie		
Quality Environment Health & Safety	IS EN ISO 9001:2008 IS EN ISO 14001:2004 IS EN ISO 50001:2011 CHSAS 880012007	