

hardcore.

wall construction :- 100mm solid block outer leaf, 120mm cavity with 80mm extrathermoextron/cw insulation, 100mm solid conc. block inner leaf, dry lined with 42.5mm extratherm xt / ti insulated plasterboard and skim finish throughout (u = 0.16)



RWP/GT

920 2030

double glazed thermally broken alum. Xpvc entrance door and screen (to detail) on presact concrete cills with dpc below and behind, 25mm insulation behind cills.

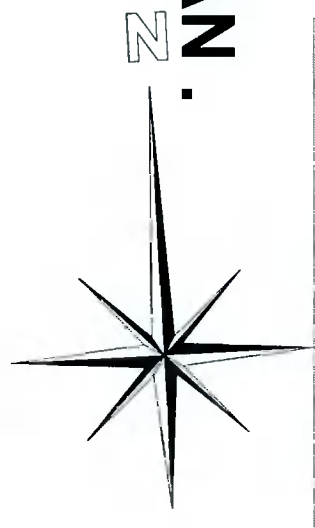
RWP/GT

RWP/GT

4050

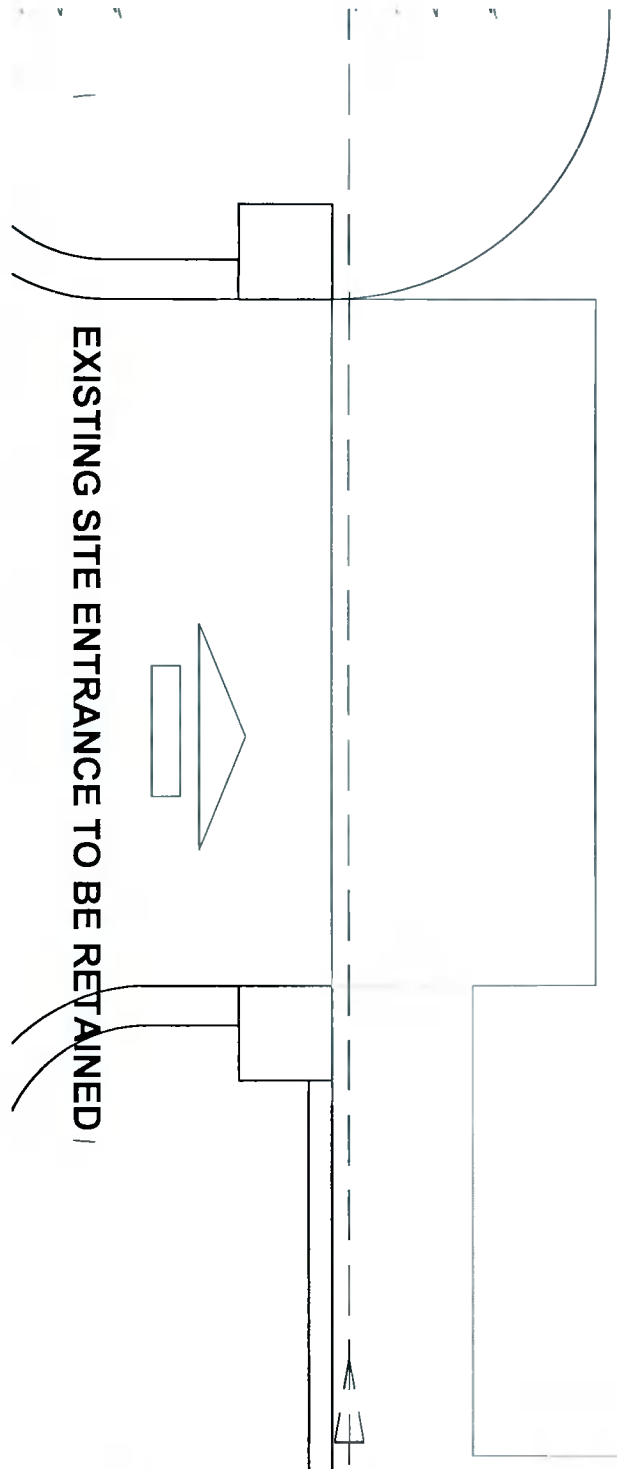
1/2" height wall to finish plaster and plaster skim each face.

GROUND FLOOR PLAN .



ENTRANCE DRIVEWAY

EXISTING SITE ENTRANCE TO BE RETAINED



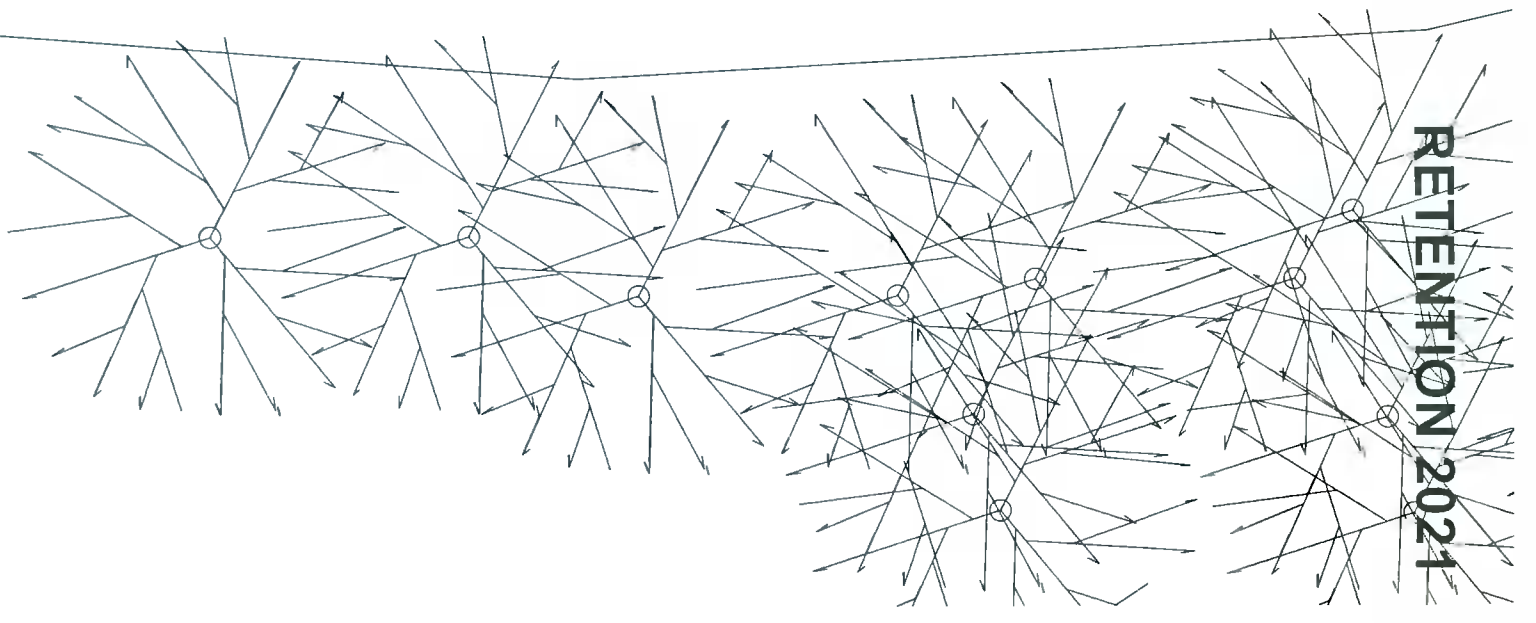
9820

SITTING ROOM

STUDY

9434

4750



RETENTION 2021

DESMOND J. HALPIN & ASSOCIATES
Planning & Building Design Consultants
15 Camillea Drive, Fintona, Dublin 24 Phone: 01-4523710 Email: deshalpin15@gmail.com

Project:
RETENTION OF AS BUILT EXTENSION AND RENOVATIONS TO CORNAKON COTTAGE, MOUNTPELIER BOHERNABREINA, DUBLIN 24.

Drawing Title:
PART GROUND FLOOR B.

Applicant:
DECLAN & JENNIFER WEBB.

Scale:
1:50 @ A3.

Drawing No:
04C-20-19

Date:
SEPT 2021.

Drawn:
DJH

Rev:

Chk:
JK