

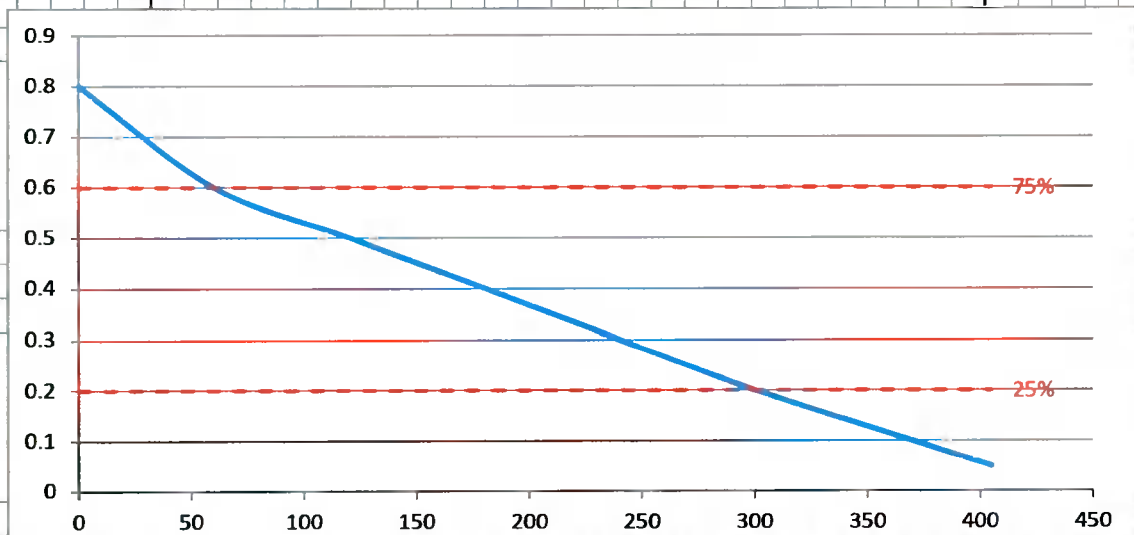
ONCE	Project:	Ballyroan Heights	By: TON
	Calculation:	Soakaway Design	
		Infiltration Rate	Approved:
	Sheet Number:	1	Date: 17/09/2021

Infiltration Test (BRE 365)

Trial Pit Details

Total Pit Depth	0.75 m
Total Pit Length	0.75 m
Total Pit Width	0.85 m

Test Results		
	Time (Mins)	Water Level (From Base)
1	0	0.80
2	60	0.60
3	120	0.50
4	180	0.40
5	240	0.30
6	300	0.20
7	405	0.05
8		
9		
10		
11		
12		
13		
14		
15		
16		
17		
18		
19		
20		



Your Logo / Company Details Here	Project:	Ballyroan Heights	By:
	Calculation:	Soakaway Design	
	Sheet Number:	2	Date:
Results			
Time to reach 75% depth:		60.0 mins	
Time to reach 25% depth:		300.0 mins	
Soil Infiltration Rate:		9.23512E-06 m/s	
		0.033246415 m/hr	

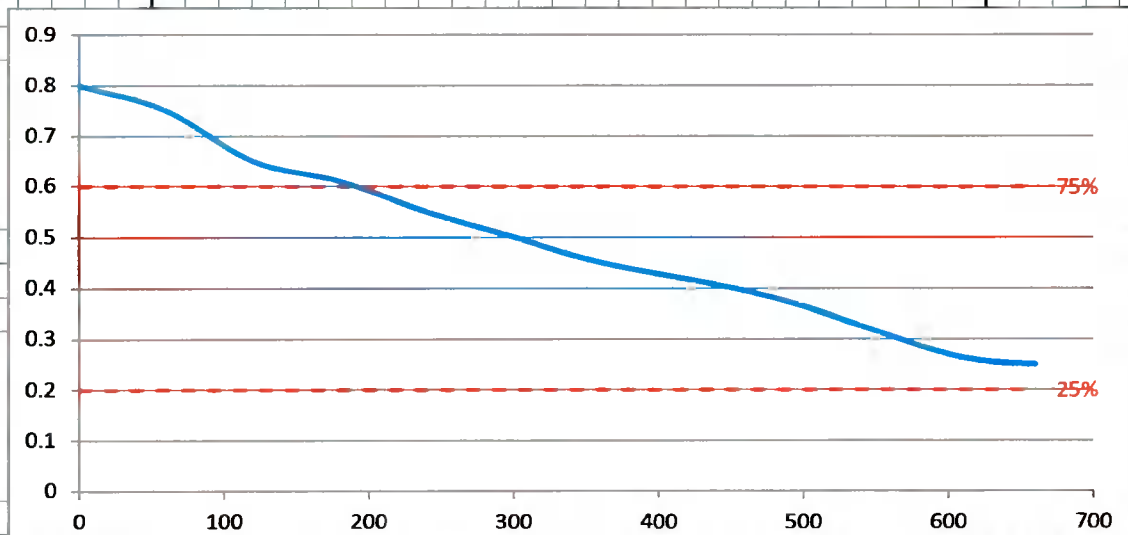
ONCE	Project:			By:
	Calculation:	Soakaway Design		
		Infiltration Rate		
	Sheet Number:	2	Date:	18/09/2021
Approved:				

Infiltration Test (BRE 365)

Trial Pit Details

Total Pit Depth	0.75	m
Total Pit Length	0.75	m
Total Pit Width	0.85	m

Test Results		
	Time (Mins)	Water Level (From Base)
1	0	0.80
2	60	0.75
3	120	0.65
4	180	0.61
5	240	0.55
6	300	0.50
7	360	0.45
8	480	0.38
9	600	0.27
10	660	0.25
11		
12		
13		
14		
15		
16		
17		
18		
19		
20		



Your Logo / Company Details Here	Project:		By:
	Calculation:	Soakaway Design	
	Sheet Number:	2	Date:
			Approved:
	<u>Results</u>		
	Time to reach 75% depth:	190.0 mins	
	Time to reach 25% depth:	528.0 mins	
	Soil Infiltration Rate:	6.55748E-06 m/s	
		0.023606922 m/hr	

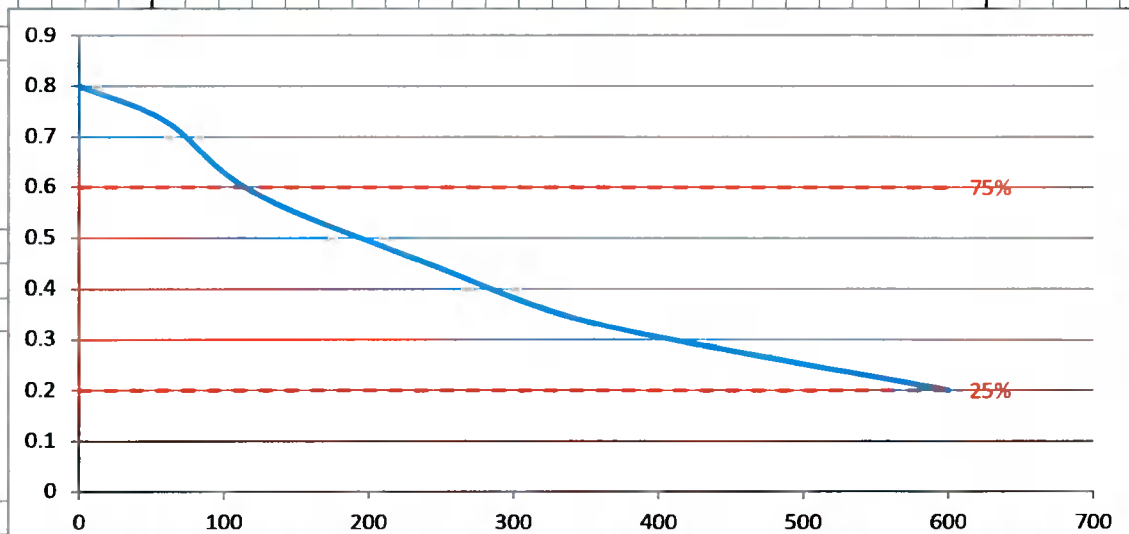
ONCE	Project:		By:
	Calculation:	Soakaway Design	
		Infiltration Rate	
	Sheet Number:	3	Date: 19/09/2021
			Approved:

Infiltration Test (BRE 365)

Trial Pit Details

Total Pit Depth	0.75	m
Total Pit Length	0.75	m
Total Pit Width	0.85	m

Test Results		
	Time (Mins)	Water Level (From Base)
1	0	0.80
2	60	0.73
3	120	0.59
4	240	0.45
5	360	0.33
6	600	0.20
7		
8		
9		
10		
11		
12		
13		
14		
15		
16		
17		
18		
19		
20		



Your Logo / Company Details Here	Project:		By:
	Calculation:	Soakaway Design	Approved:
	Sheet Number:	2	Date:
Results			
Time to reach 75% depth:		115.7 mins	
Time to reach 25% depth:		600.0 mins	
Soil Infiltration Rate:		4.57669E-06 m/s	
		0.016476099 m/hr	
			#
			#
			#