
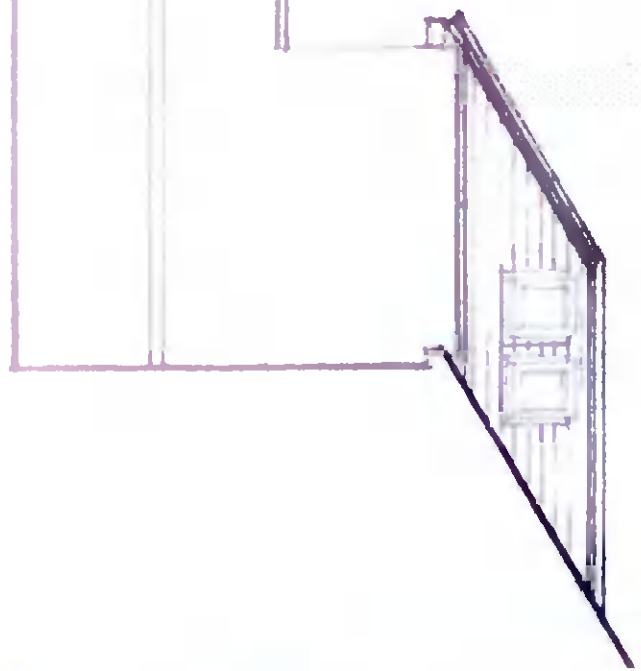


contiguous rear elevation 1:100.

- concrete tiles to match same.
- 3 No 'velux' roof lights to bedroom.
- pvc fascia and soffit
- standard parapet detail
- double glaze units throughout
- standard flashing detail with neighbour
- plaster finish to match same


side elevation 1:100.



contiguous front elevation 1:100.

- concrete tiles to match same
- pvc fascia and soffit
- plaster finish to match same
- pvc double glazed units throughout
- brick finish to match same

side elevation 1:100.



dotted red line indicates profile of neighbouring house (No 24)