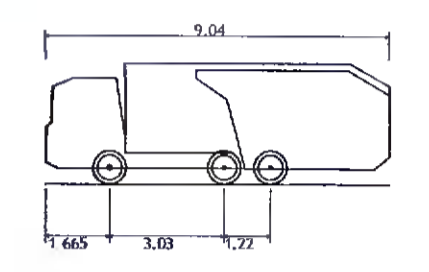
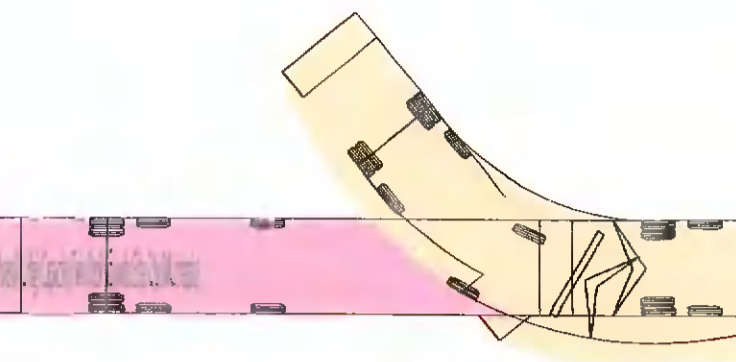
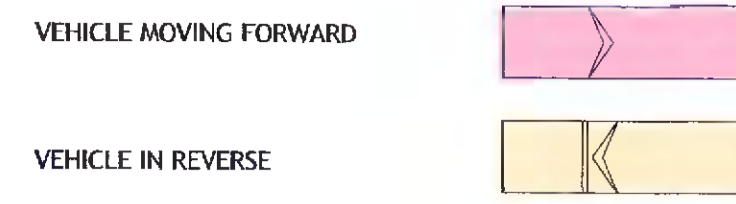
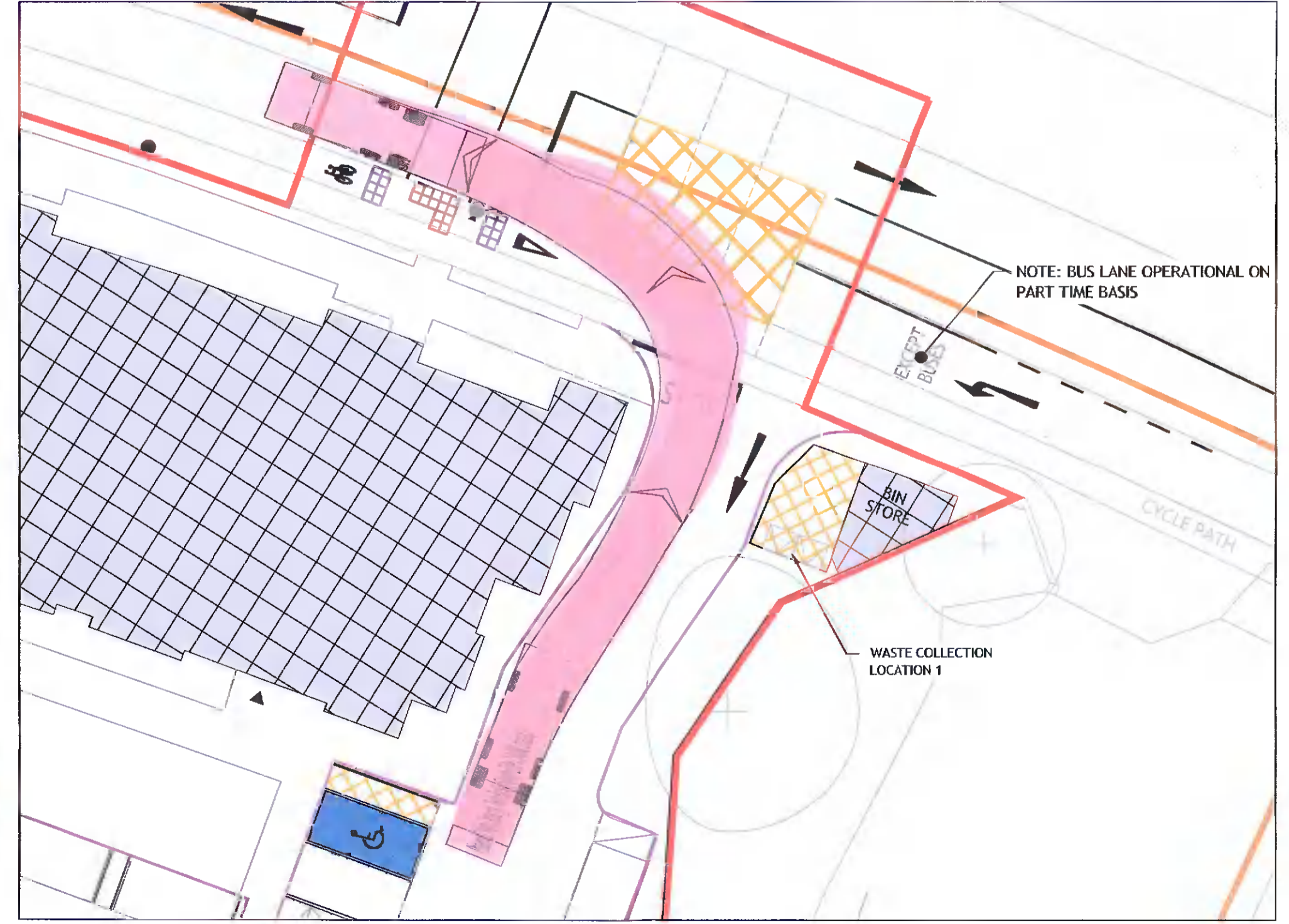
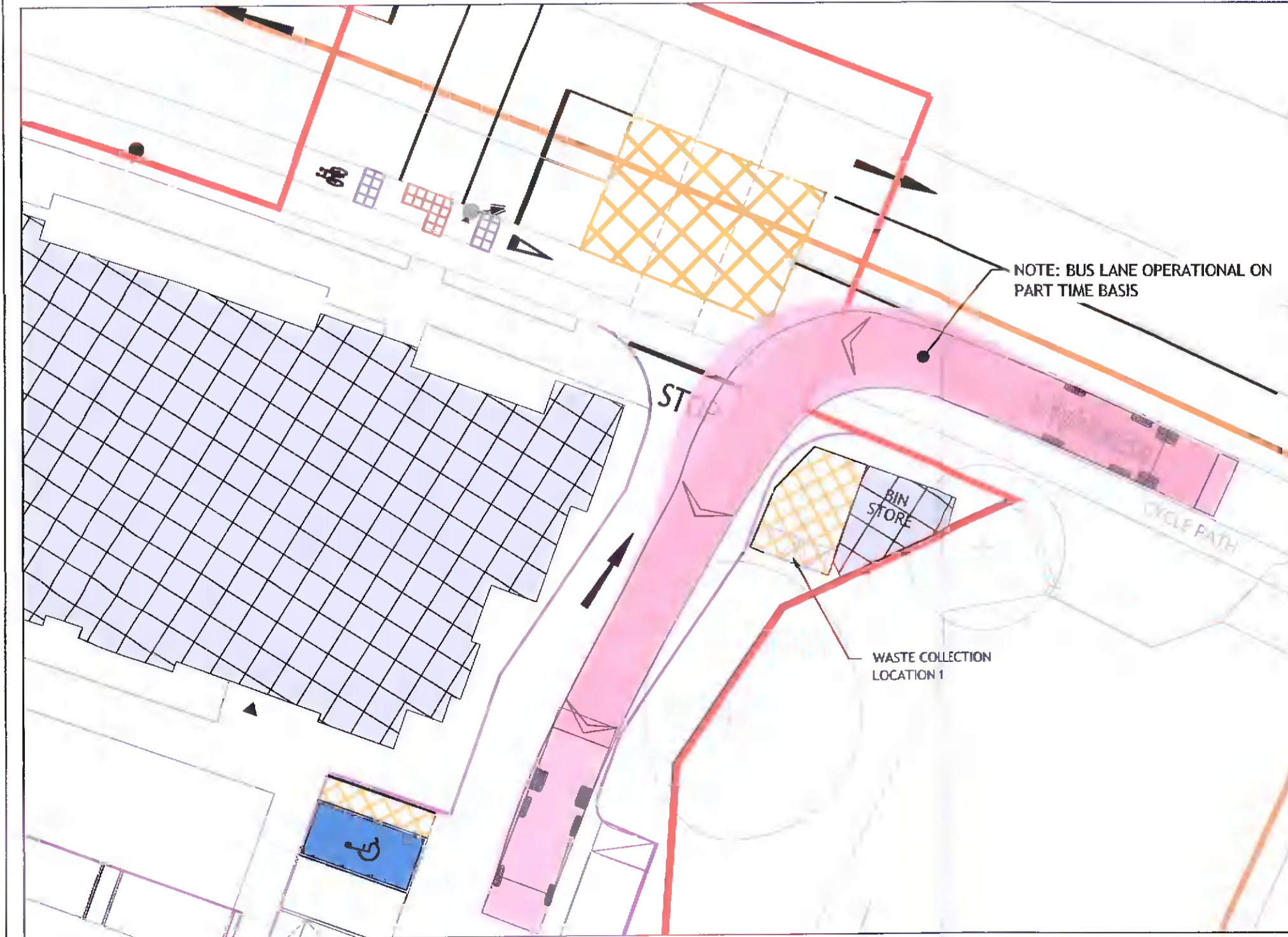
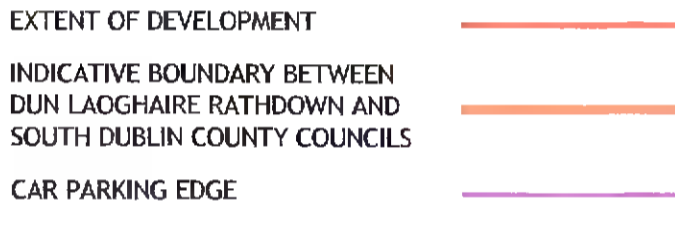


**AUTOTRACK LEGEND**



Phoenix 2 High Capacity Twin Pack 15 (with Elite 2 6x2M)  
 Overall Length 9.040m  
 Overall Width 2.500m  
 Overall Body Height 3.205m  
 Min Body Ground Clearance 0.410m  
 Track Width 2.500m  
 Lock to lock time 4.00s  
 Kerb to Kerb Turning Radius 7.800m

**LEGEND:**



© PUNCH Consulting Engineers

This drawing and any design hereon is the copyright of the Consultants and must not be reproduced without their written consent. All drawings remain the property of the Consultants. Figured dimension only to be taken from this drawing. Consultants to be informed immediately of any discrepancies before work proceeds.



Rev	Amendment	By	Date	Rev	Amendment	By	Date
P01	ISSUE FOR INFORMATION	DAP	2021/07/30				
P02	ISSUE FOR INFORMATION	DAP	2021/08/09				
CD1	PLANNING F1 RESPONSE	DAP	2021/09/16				

Rev	Amendment	By	Date	Rev	Amendment	By	Date

Client: SIRIO HOMES



Project:	RESIDENTIAL DEVELOPMENT, NUTGROVE AVENUE, RATHFARNHAM
Title:	WASTE COLLECTION VEHICLE SWEEP PATH
Drawn:	DAP
Issue Date:	JULY 2021
Project No.:	202252
Model Ref.:	202252-PUNCH-XX-XX-SK-C-0603-0605
Scale:	1:200
Project No.:	202252-PUNCH-XX-XX-SK-C-0603